Financial Report

For the period ending

June 30, 2023

Marion CUSD 2
FY23 YTD Overview - Revenue
June 2023

frontline education

YTD Local Sources	YTD State Sources	YTD Federal Sources
106.03% of Budget	100.01% of Budget	86.37% of Budget
Prior Year YTD: 100.00% of Actuals	Prior Year YTD: 100.00% of Actuals	Prior Year YTD: 100.00% of Actuals

Local Sources

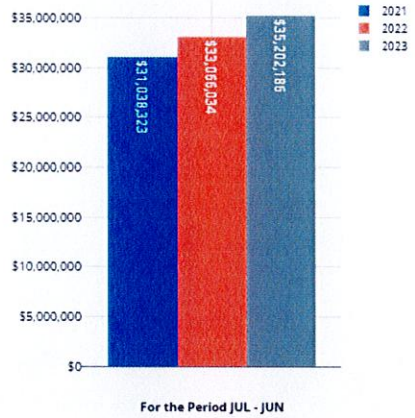

State Sources

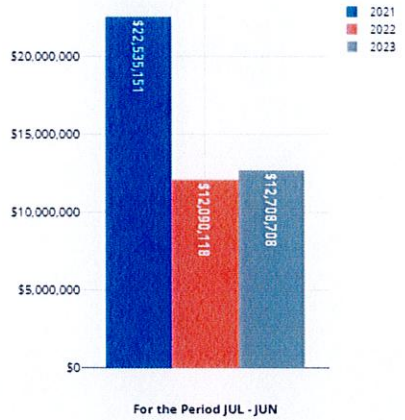

Federal Sources

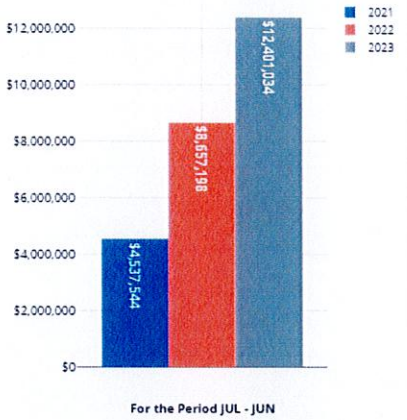

Property Taxes

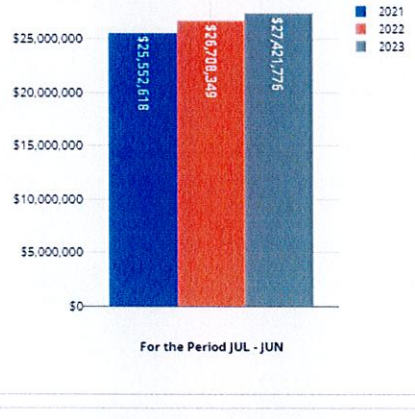

CPPRT

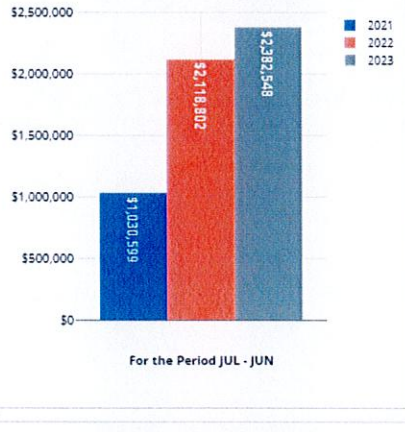

Interest Earnings

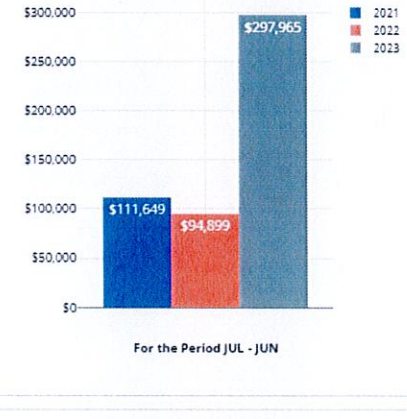

Evidence Based Funding

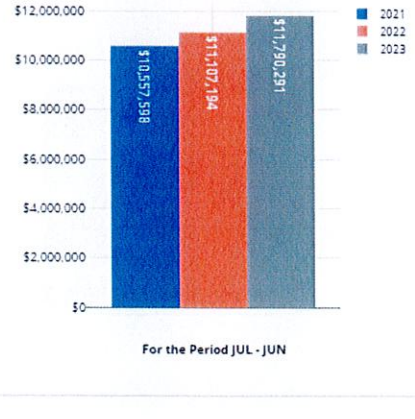

State Transportation Reimbursement

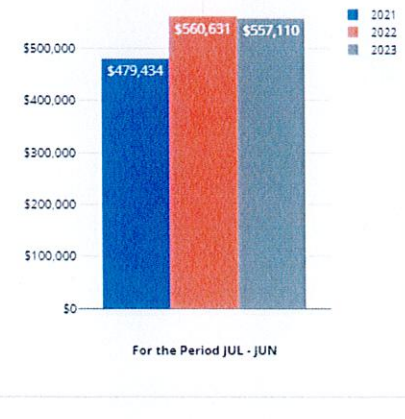

Federal Title I

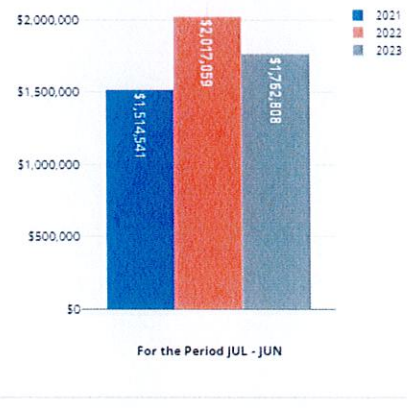

Marion CUSD 2
FY23 YTD Overview - Expense
June 2023

YTD Salary and Benefits	YTD Purchased Services	YTD Other Expenses
95.50% of Budget	75.12% of Budget	95.21% of Budget
Prior Year YTD: 100.00% of Actuals	Prior Year YTD: 100.00% of Actuals	Prior Year YTD: 100.00% of Actuals

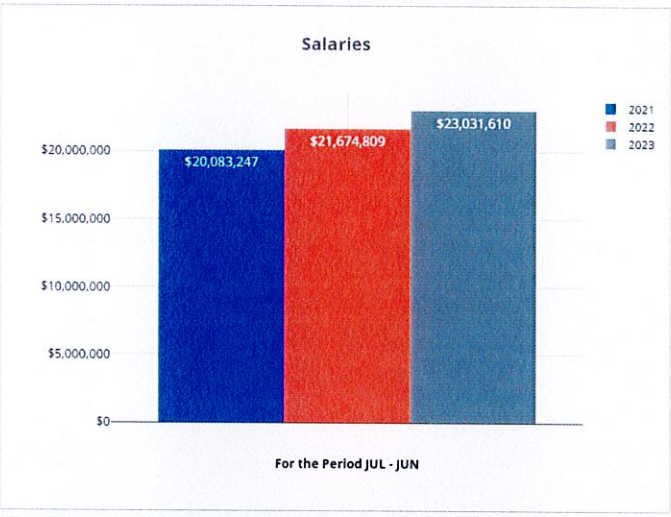

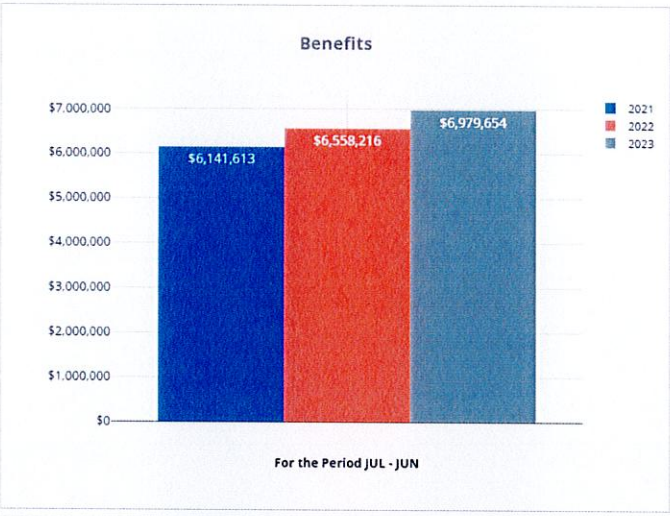

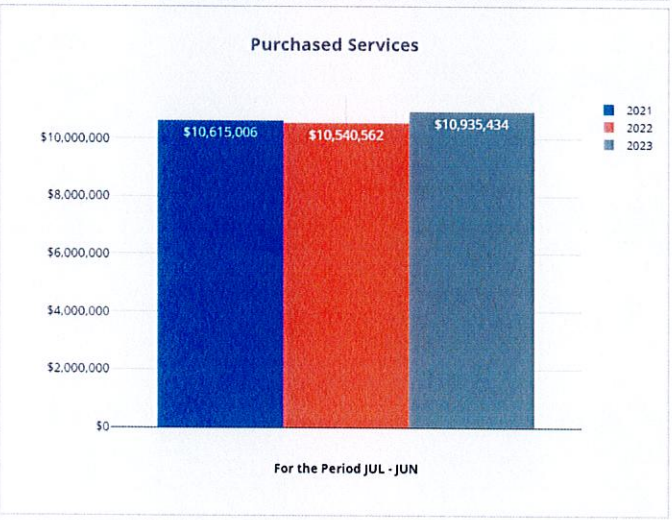

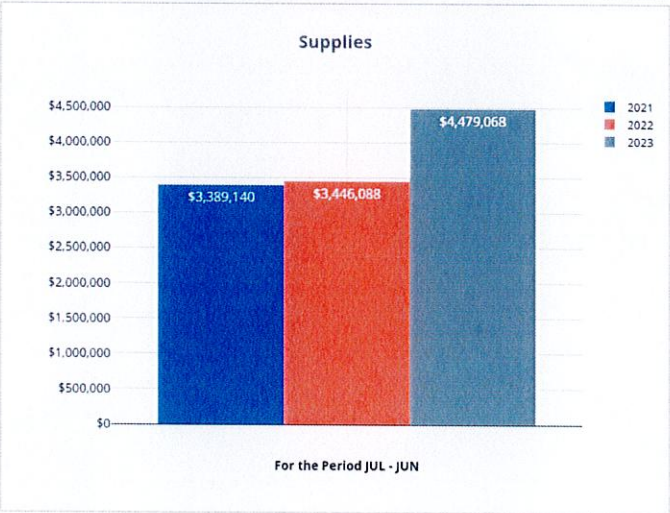

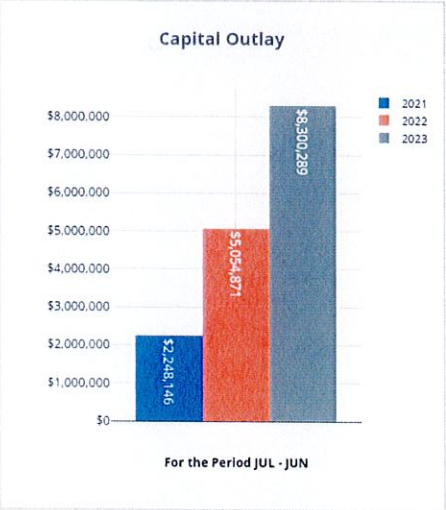

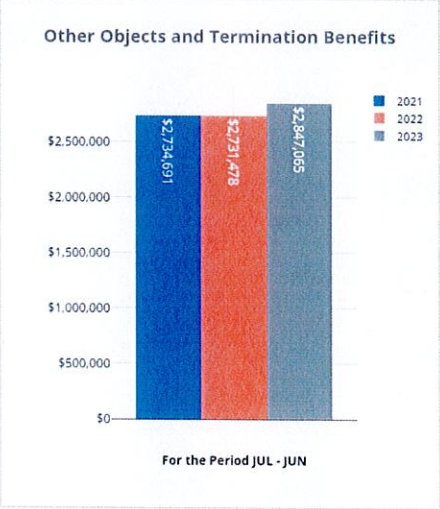

FDTLOC FUNC OBJ SJ SOURCE	Account Level Description	Ending Balance
A Asset		
10A000 1110 0000 00 000000	IMPREST, ADM, HS	27,000.48
10A000 1120 0000 00 000000	CASH IN BANK	6,158,635.44
10A000 1130 0000 00 000000	PETTY CASH	800.00
10A000 1140 0000 00 000000	HEALTH INSURANCE CHECKING	1,402,484.16
10A000 1210 0000 00 000000	PNB CDs	3,008,518.47
10A000 1260 0000 00 000000	Activity Account	0.00
10A000 1300 0000 00 000000	EDUC. TRANSF FROM W CASH	0.00
10A000 1310 0000 00 000000	TAXES RECEIVABLE	-0.31
10A000 1410 0000 00 000000	DUE TO ED FROM TORT	0.00
10A000 1410 0000 00 000002	ED LOAN TO O&M FUND	0.00
10A000 1410 0000 00 000004	LOAN TO TRANSPORTATION FUND	0.00
10A000 1410 0000 00 000008	ED LOAN TO TORT FUND	0.00
10A000 1530 0000 00 000000	GRANTS RECEIVABLE	-0.26
10A000 1610 0000 00 000001	18-19 LOAN TO VOCATIONAL DIST	0.00
10A000 1610 0000 00 000003	17-18 CTEI VOCATION LOAN	0.00
10A000 1610 0000 02 000002	13-14 LOAN TO PRE-K	-0.10
10A000 1610 0000 04 000004	11-12 LOAN PRE-K	0.29
10A000 1630 0000 00 000000	INSURANCE RECEIVABLE	0.21
10A000 1720 0000 00 000000	BUILDING TRADES HOUSE	0.00
10A--- ---- ---- -- ------		10,597,438.38
L Liability		
10L000 4110 0000 00 000000	EDUC.FROM BLDG FUND	0.00
10L000 4110 0000 00 000001	LOAN FROM WC	0.00
10L000 4110 0000 00 000002	LOAN FROM TRANS	0.00
10L000 4200 0000 00 000000	ACCRUED PAYROLL	0.00
10L000 4310 0000 00 000000	ACCOUNTS PAYABLE	-0.25
10L000 4340 0000 00 000000	ED LOAN FROM TRANS	0.00
10L000 4610 0000 00 000000	LINE OF CREDIT	0.00
10L000 4650 0000 00 000000	BIKING FOR BOOKS	0.00
10L000 4710 0000 00 000000	ACCRUED SALARIES AND BENEFITS	-64.87
10L000 4810 0000 00 000451	EDUCATION TRS	0.36
10L000 4810 0000 00 000452	FIT	0.00
10L000 4810 0000 00 000453	SIT	0.03
10L000 4810 0000 00 000454	IMRF	0.00
10L000 4810 0000 00 000455	ANNUITIES	0.00
10L000 4810 0000 00 000456	HEALTH INSURANCE	0.00
10L000 4810 0000 00 000457	FICA	0.00
10L000 4810 0000 00 000458	MEDICARE	0.00
10L000 4810 0000 00 000459	CREDIT UNION & DUES	0.00
10L000 4810 0000 00 000460	UNITED WAY	0.00
10L000 4810 0000 00 000461	UNIT 2 FOUNDATION	0.00
10L000 4810 0000 00 000462	CIRCUIT CLERK	0.00
10L000 4810 0000 00 000464	KIDS FOUNDATION	0.00
10L000 4810 1000 00 000458	FICA/MEDICARE	0.00
10L000 4910 0000 00 000000	DEFERRED REVENUE	-0.27
10L000 4930 0000 00 000000	Activity Account	0.00
10L000 4980 0000 00 000000		0.00
10L000 4990 0000 00 000000	CONTINGENT HEALTH INSURANCE LI	-0.04
10L000 4990 0000 00 000003	Property Tax Building Trades	-120.56
10L000 5500 0000 00 000000	CONTINGENT HEALTH INS LIAB.	0.00

FDTLOC FUNC OBJ SJ SOURCE	Account Level Description	Ending Balance
L	Liability	
10L--- ---- ---- -- ------		-185.60
Q	Equity	
10Q000 7030 0000 00 000002	RESTRICTED FUND BAL HEALTH INS	0.00
10Q000 7130 0000 00 000000	RESERVE FOR ENCUMBRANCES	0.00
10Q000 7300 0000 00 000000	EDUCATION FUND BALANCE	-10,597,252.78
10Q--- ---- ---- -- ------		-10,597,252.78
10---- ---- ---- -- ------		0.00
A	Asset	
11A000 1260 0000 00 000000	ACTIVITY FUND CASH	431,507.88
11A--- ---- ---- -- ------		431,507.88
L	Liability	
11L000 4930 0000 00 000000	ACTIVITY FUND LIABILITY	0.00
11L--- ---- ---- -- ------		0.00
Q	Equity	
11Q000 7150 0000 00 000000	ACTIVITY FUND BALANCE	0.00
11Q000 7300 0000 00 000000	ACTIVITY ACCOUNT FUND BALANCE	-431,507.88
11Q--- ---- ---- -- ------		-431,507.88
11---- ---- ---- -- ------		0.00
A	Asset	
20A000 1120 0000 00 000000	CASH IN BANK	3,135,303.26
20A000 1310 0000 00 000001	ALLOWANCE ACCOUNT	0.00
20A000 1410 0000 00 000000	O&M LOAN TO ED	-38.46
20A000 1410 0000 00 000001	OM LOAN TO CAPITAL PROJECTS	0.00
20A000 1510 0000 00 000000	O&M LOAN TO ED	0.00
20A--- ---- ---- -- ------		3,135,264.80
L	Liability	
20L000 4110 0000 00 000000	LOAN FROM WC	0.00
20L000 4110 0000 00 000001	LOAN FROM ED FUND	0.00
20L000 4110 0000 00 000002	LOAN FROM TRANSPORTATION	0.00
20L000 4200 0000 00 000000	ACCRUED PAYROLL	0.00
20L000 4310 0000 00 000000	ACCOUNTS PAYABLE	-0.02
20L000 4410 0000 00 000000	HS FIRE RESTORATION (INSURANCE	0.00

FDTLOC	FUNC	OBJ	SJ	SOURCE	Account Level Description	Ending Balance
L					Liability	
20L000	4710	0000	00	000000	ACCRUED SALARIES AND BENEFITS	-0.36
20L000	4810	0000	00	000451	TRS	0.00
20L000	4810	0000	00	000452	FIT	0.00
20L000	4810	0000	00	000453	SIT	0.00
20L000	4810	0000	00	000454	IMRF	0.00
20L000	4810	0000	00	000455	ANNUITIES	0.00
20L000	4810	0000	00	000456	HEALTH INSURANCE	0.00
20L000	4810	0000	00	000457	FICA	0.00
20L000	4810	0000	00	000458	MEDICARE	0.00
20L000	4810	0000	00	000459	CREDIT UNION, UNION DUES	0.00
20L000	4810	0000	00	000460	UNITED WAY	0.00
20L000	4810	0000	00	000462	CIRCUIT CLERK	0.00
20L000	4810	1000	00	000458	FICA/MEDICARE	0.00
20L000	4910	0000	00	000000	DEFERRED REVENUE	-0.40
20L000	4980	0000	00	000000		0.00
20L000	4990	0000	00	000000	PROPERTY TAX ON PURCHASE OF PR	3.53
20L---	----	----	--	------		2.75
Q					Equity	
20Q000	7130	0000	00	000000	RESERVE FOR ENCUMBRANCES	0.00
20Q000	7300	0000	00	000000	OM FUND BALANCE	-3,135,267.55
20Q---	----	----	--	------		-3,135,267.55
20----	----	----	--	------		0.00
A					Asset	
21A000	1120	0000	00	000000	CASH IN BANK	35,142.64
21A000	1210	0000	00	000000	LEASE DEPOSIT	0.00
21A---	----	----	--	------		35,142.64
L					Liability	
21L000	4310	0000	00	000000	ACCOUNTS PAYABLE	0.27
21L000	4910	0000	00	000000	DEFERRED REVENUE	0.13
21L000	5900	0000	00	000000	LT LIAB - COMPUTERS	0.00
21L000	5990	0000	00	000000	LEASE: LT LIAB - COMPUTERS	0.25
21L---	----	----	--	------		0.65
Q					Equity	
21Q000	7300	0000	00	000000	OM LEASE FUND BALANCE	-35,143.29
21Q---	----	----	--	------		-35,143.29
21----	----	----	--	------		0.00

FDTLOC FUNC OBJ SJ SOURCE	Account Level Description	Ending Balance
A	Asset	
30A000 1120 0000 00 000000	CASH IN BANK	2,841.05
30A--- ---- ---- -- ------		2,841.05
L	Liability	
30L000 4310 0000 00 000000	ACCOUNTS PAYABLE	0.00
30L000 4910 0000 00 000000	DEFERRED REVENUE	0.42
30L--- ---- ---- -- ------		0.42
Q	Equity	
30Q000 7300 0000 00 000000	DEBT SERVICE FUND BALANCE	-2,841.47
30Q--- ---- ---- -- ------		-2,841.47
30---- ---- ---- -- ------		0.00
A	Asset	
40A000 1120 0000 00 000000	CASH IIN BANK	1,632,624.68
40A000 1410 0000 00 000000	TRANS LOAN TO ED	0.00
40A000 1420 0000 00 000000	LOAN TO O&M FUND	0.00
40A000 1510 0000 00 000000	TRANS LOAN TO ED	0.00
40A000 1530 0000 00 000000	GRANTS RECEIVABLE	0.28
40A000 1610 0000 00 000000	OTHER RECEIVABLES	0.00
40A000 1610 0000 00 000001	20-21 LOAN TO WCES	0.00
40A--- ---- ---- -- ------		1,632,624.96
L	Liability	
40L000 4110 0000 00 000000	LOAN FROM ED FUND	0.00
40L000 4200 0000 00 000000	ACCRUED PAYROLL	0.00
40L000 4310 0000 00 000000	ACCOUNTS PAYABLE	0.00
40L000 4310 0000 00 000001	AMERICAN EXPRESS LIABILITY	0.00
40L000 4650 0000 00 000000	BIKING FOR BOOKS	0.00
40L000 4710 0000 00 000000	ACCRUED SALARIES AND BENEFITS	-0.06
40L000 4810 0000 00 000451	TRS	0.00
40L000 4810 0000 00 000452	FIT	0.00
40L000 4810 0000 00 000453	SIT	0.00
40L000 4810 0000 00 000455	TORT: ANNUITIES	0.00
40L000 4810 0000 00 000456	HEALTH INSURANCE	0.00
40L000 4810 0000 00 000457	FICA	0.00
40L000 4810 0000 00 000458	MEDICARE	0.00
40L000 4810 1000 00 000458	FICA/MEDICARE	0.00
40L000 4910 0000 00 000000	DEFERRED REVENUE	-0.47
40L000 4980 0000 00 000000	ACCRUED EXPENSES	0.00
40L--- ---- ---- -- ------		-0.53

FDTLOC FUNC OBJ SJ SOURCE	Account Level Description	Ending Balance
Q Equity		
40Q000 7130 0000 00 000000	RESERVE FOR ENCUMBRANCES	0.00
40Q000 7300 0000 00 000000	TRANSPORTATION FUND BALANCE	-1,632,624.43
40Q--- ---- ---- -- ------		-1,632,624.43
40---- ---- ---- -- ------		0.00
A Asset		
50A000 1120 0000 00 000000	CASH IN BANK	335,501.63
50A--- ---- ---- -- ------		335,501.63
L Liability		
50L000 4310 0000 00 000000	ACCOUNTS PAYABLE	0.00
50L000 4710 0000 00 000000	ACCRUED SALARIES AND BENEFITS	0.00
50L000 4910 0000 00 000000	DEFERRED REVENUE	-0.12
50L000 4980 0000 00 000000		0.00
50L--- ---- ---- -- ------		-0.12
Q Equity		
50Q000 7300 0000 00 000000	IMRF/SS FUND BALANCE	-335,501.51
50Q--- ---- ---- -- ------		-335,501.51
50---- ---- ---- -- ------		0.00
A Asset		
51A000 1120 0000 00 000000	CASH IN BANK	510,384.27
51A--- ---- ---- -- ------		510,384.27
L Liability		
51L000 4310 0000 00 000000	ACCOUNTS PAYABLE	0.00
51L000 4710 0000 00 000000	Accrued Salaries and Benefits	0.00
51L000 4980 0000 00 000000		0.00
51L--- ---- ---- -- ------		0.00
Q Equity		
51Q000 7300 0000 00 000000		-510,384.27
51Q--- ---- ---- -- ------		-510,384.27
51---- ---- ---- -- ------		0.00

FDTLOC FUNC OBJ SJ SOURCE	Account Level Description	Ending Balance
A Asset		
60A000 1120 0000 00 000000	CASH IN BANK	3,929,652.09
60A000 2200 0000 00 000000	LAND PURCHASE	0.00
60A--- ---- ---- -- ------		3,929,652.09
L Liability		
60L000 4110 0000 00 000000	LOAN FROM OM	0.00
60L000 4310 0000 00 000000	ACCOUNTS PAYABLE	-0.41
60L000 4910 0000 00 000000	DEFERRED REVENUE	0.00
60L000 4990 0000 00 000000	PROPERTY TAX OWED FOR LOT 2014	-455.66
60L--- ---- ---- -- ------		-456.07
Q Equity		
60Q000 7130 0000 00 000000	RESERVE FOR ENCUMBRANCES	0.00
60Q000 7300 0000 00 000000	CAPITAL PROJECTS FUND BALANCE	-3,929,196.02
60Q--- ---- ---- -- ------		-3,929,196.02
60---- ---- ---- -- ------		0.00
A Asset		
70A000 1120 0000 00 000000	CASH IN BANK	9,063.33
70A000 1410 0000 00 000000	WC LOAN TO ED	0.00
70A000 1410 0000 00 000001	WC LOAN TO OM	0.00
70A000 1510 0000 00 000000	LOAN TO EDUCATION FUND	0.00
70A--- ---- ---- -- ------		9,063.33
L Liability		
70L000 4310 0000 00 000000	ACCOUNTS PAYABLE	0.00
70L000 4910 0000 00 000000	DEFERRED REVENUE	0.38
70L--- ---- ---- -- ------		0.38
Q Equity		
70Q000 7300 0000 00 000000	WORKING CASH FUND BALANCE	-9,063.71
70Q--- ---- ---- -- ------		-9,063.71
70---- ---- ---- -- ------		0.00

FDTLOC FUNC OBJ SJ SOURCE	Account Level Description	Ending Balance
A	Asset	
80A000 1120 0000 00 000000	CASH IN BANK	382,779.82
80A--- ---- ---- -- ------		382,779.82
L	Liability	
80L000 4110 0000 00 000000	DUE TO ED FROM TORT	0.00
80L000 4110 0000 00 000001	LOAN FROM ED FUND	0.00
80L000 4310 0000 00 000000	ACCOUNTS PAYABLE	0.00
80L000 4810 0000 00 000451	TRS	0.00
80L000 4810 0000 00 000452	FIT	0.00
80L000 4810 0000 00 000453	SIT	0.00
80L000 4810 0000 00 000454	IMRF	0.00
80L000 4810 0000 00 000455	ANNUTIES	0.00
80L000 4810 0000 00 000456	HEALTH INSURANCE	0.00
80L000 4810 0000 00 000457	FICA	0.00
80L000 4810 0000 00 000458	MEDICARE	0.00
80L000 4810 0000 00 000459	CU/DUES	0.00
80L000 4810 0000 00 000460	UNITED WAY	0.00
80L000 4810 0000 00 000461	UNIT 2 FOUNDATION	0.00
80L000 4810 0000 00 000462	CIRCUIT CLERK	0.00
80L000 4810 0000 00 000464	KIDS FOUNDATION	0.00
80L000 4810 1000 00 000458	FICA/MEDICARE	0.00
80L000 4910 0000 00 000000	DEFERRED REVENUE	0.00
80L--- ---- ---- -- ------		0.00
Q	Equity	
80Q000 7130 0000 00 000000	RESERVE FOR ENCUMBRANCES	0.00
80Q000 7300 0000 00 000000	TORT FUND BALANCE	-382,779.82
80Q--- ---- ---- -- ------		-382,779.82
80---- ---- ---- -- ------		0.00
A	Asset	
90A000 1120 0000 00 000000	CASH IN BANK	656,328.22
90A--- ---- ---- -- ------		656,328.22
L	Liability	
90L000 4310 0000 00 000000	ACCOUNTS PAYABLE	-0.50
90L000 4910 0000 00 000000	DEFERRED REVENUE	-0.48
90L--- ---- ---- -- ------		-0.98

FDTLOC FUNC OBJ SJ SOURCE Q Equity	Account Level Description	Ending Balance
90Q000 7130 0000 00 000000	RESERVE FOR ENCUMBRANCES	0.00
90Q000 7300 0000 00 000000	FP&S FUND BALANCE	-656,327.24
90Q--- ---- ---- -- ------		-656,327.24
90---- ---- ---- -- ------		0.00
Grand Asset Totals		21,658,529.07
Grand Liability Totals		-639.10
Grand Equity Totals		-21,657,889.97
Grand Totals		0.00

Number of Accounts: 172

********** End of report **********

CHECK NUMBER	CHECK DATE	VENDOR	INVOICE NUMBER	ACCOUNT NUMBER	INVOICE DESCRIPTION	AMOUNT
72478	06/20/2023	A & W PLUMBING AND H	Applicatio	60E110 2535 5230 00 220660	Washington HVAC	-32,343.40
					Totals for 72478	-32,343.40
72520	06/20/2023	HOME DEPOT CREDIT SE	5626050	10E303 2190 4100 00 000000	Graduation Supplies	-109.80
72520	06/20/2023	HOME DEPOT CREDIT SE	748118544	20E000 2543 4100 00 000000	MAINT SUPPLIES	-415.79
					Totals for 72520	-525.59
72536	06/28/2023	LITTON ENTERPRISES,	13982	20E000 2542 3190 00 000000	Inspection of water heaters at grade school.	-115.00
					Totals for 72536	-115.00
72538	06/30/2023	LONDRIGAN, DANIELLE	05192023	10R000 1611 0000 84 000005	Food Service Refund R. Londrigan	-10.00
					Totals for 72538	-10.00
72553	06/20/2023	SAM'S CLUB	05/19/2023	10E000 2520 4100 00 000000	u o supplies	-186.04
72553	06/20/2023	SAM'S CLUB	05192023 S	10E303 1103 4100 00 000006	Educators Rising Purchase for Teacher Appreciation--to be reimbursed to District by grant.	-245.16
					Totals for 72553	-431.20
72567	06/20/2023	THE HOME DEPOT PRO	05262023 S	20E000 2542 4100 00 000000	Maintenance Supplies	-3,257.82
72567	06/20/2023	THE HOME DEPOT PRO	740902895	20E000 2542 4100 00 000000	MAIN SUPPLIES	-356.17
					Totals for 72567	-3,613.99
72577	06/23/2023	AFLAC	20230623BD	20L000 4810 0000 00 000456	Payroll accrual	9.70
					Totals for 72577	9.70
72578	06/23/2023	CONNECTICUT-CCSPC	20230623AD	20L000 4810 0000 00 000462	Payroll accrual	108.63
					Totals for 72578	108.63
72579	06/23/2023	LABORERS' LOCAL 773	20230623AD	20L000 4810 0000 00 000459	Payroll accrual	558.33
					Totals for 72579	558.33
72580	06/23/2023	THE GUARDIAN-APPLETO	20230623BD	20L000 4810 0000 00 000456	Dental insurance	42.40
					Totals for 72580	42.40
72581	06/22/2023	A & W PLUMBING AND H	Applicatio	60E110 2535 5230 00 220660	Washington HVAC	32,243.00
					Totals for 72581	32,243.00
72582	06/29/2023	BELLEVILLE SEED HOUS	350019553	20E000 2543 4100 00 000000	24/00/05 75% EPEC 6050# bag	2,622.50
					Totals for 72582	2,622.50
72583	06/29/2023	BIO-CORPORATION	1041077	10E303 1103 4100 00 000000	Science Supplies-H. Dunderdale	521.13
					Totals for 72583	521.13
72584	06/29/2023	BROKERS' RISK PLACEM	57062	80E000 2365 3180 00 000000	Deductible School Board	2,532.00
72584	06/29/2023	BROKERS' RISK PLACEM	57227	80E000 2365 3180 00 000000	deductible Scbool Board	2,576.50
					Totals for 72584	5,108.50
72585	06/29/2023	CLARK NATURAL STONE,	3571,3572,	20E000 2543 4100 00 000000	Mulch for Complex	550.00
					Totals for 72585	550.00
72586	06/29/2023	FLOORSITE INC	MJHS 12292	20E000 2542 3190 00 000000	Installition of 4 rooms of LVP at Marion Junior High	900.00
					Totals for 72586	900.00
72587	06/29/2023	GIMMY, LAURA	5-897	10E303 1103 3190 00 000000	Sign Language interpreter for Scholorship night	199.50
					Totals for 72587	199.50
72588	06/29/2023	HOME DEPOT CREDIT SE	5626050	10E303 2190 4100 00 000000	Graduation Supplies	109.80
					Totals for 72588	109.80
72589	06/29/2023	JOHN A LOGAN COLLEGE	MAR-2022-4	10E303 1103 3190 00 000002	Tuition 3 students x 17 days x 25.00	1,275.00
					Totals for 72589	1,275.00
72590	06/29/2023	LITTON ENTERPRISES,	13982	20E000 2542 3190 00 000000	Inspection of water heaters at grade school.	115.00
					Totals for 72590	115.00
72591	06/29/2023	MATRIX SALES	97253	20E000 2545 4100 00 000000	Blades for Grasshopper	210.39
					Totals for 72591	210.39

CHECK NUMBER	CHECK DATE	VENDOR	INVOICE NUMBER	ACCOUNT NUMBER	INVOICE DESCRIPTION	AMOUNT
72592	06/29/2023	MENARDS	Marion Uni	10E303 1103 4130 00 000002	Musical Supplies	738.71
					Totals for 72592	738.71
72593	06/29/2023	PLP BATTERY SUPPLY	60505	20E000 2545 4100 00 000000	Battery	311.60
					Totals for 72593	311.60
72594	06/29/2023	STATE FIRE MARSHALL	5125136736	20E000 2542 6400 00 000000	Elevator Annual Renewal-District Wide	725.00
					Totals for 72594	725.00
72595	06/29/2023	SUPERIOR EQUIPMENT C	23-0338	20E000 2542 3190 00 000000	Repair of tank at bus garage	2,897.54
					Totals for 72595	2,897.54
72596	06/29/2023	THE HOME DEPOT PRO	05262023 S	20E000 2542 4100 00 000000	Maintenance Supplies	3,257.82
72596	06/29/2023	THE HOME DEPOT PRO	748118544	20E000 2542 4100 00 000000	MAIN SUPPLIES	415.79
					Totals for 72596	3,673.61
72597	06/29/2023	WALMART COMMUNITY	05192023	10E000 2520 4100 00 000000	u o supplies	186.04
72597	06/29/2023	WALMART COMMUNITY	051923	10E303 1103 4100 00 000006	Educators Rising Purchase for Teacher Appreciation--to be reimbursed to District by grant.	245.16
72597	06/29/2023	WALMART COMMUNITY	05222023	10E941 1251 4100 00 000000	Supplies and clothing	406.05
72597	06/29/2023	WALMART COMMUNITY	061223	10E110 1101 4100 00 000000	Materials for elementary summer school	42.92
72597	06/29/2023	WALMART COMMUNITY	73.88/98.8	10E000 2520 4100 00 000000	Unit Office Supplies	172.70
72597	06/29/2023	WALMART COMMUNITY	84.40/37.8	10E960 1250 4100 30 000000	Esser II Supplies for Summer School	122.26
					Totals for 72597	1,175.13
72598	06/29/2023	WINSUPPLY	266773-01	20E000 2542 4100 00 000000	Maintenance Supplies	87.84
					Totals for 72598	87.84
72599	06/30/2023	LONDRIGAN, DANIELLE	05192023	10R000 1611 0000 84 000005	Food Service Refund R. Londrigan	10.00
					Totals for 72599	10.00
					Totals for checks	17,154.13

F U N D S U M M A R Y

FUND	DESCRIPTION	BALANCE SHEET	REVENUE	EXPENSE	TOTAL
10	EDUCATIONAL FUND	0.00	0.00	3,478.27	3,478.27
20	OPERATIONS & MAINTENANCE FUND	719.06	0.00	7,948.70	8,667.76
60	CAPITAL PROJECTS FUND OR FUND	0.00	0.00	-100.40	-100.40
80	TORT IMMUNITY AND JUDGMENT FUN	0.00	0.00	5,108.50	5,108.50
*** Fund Summary Totals ***		719.06	0.00	16,435.07	17,154.13

********** End of report **********

CHECK NUMBER	CHECK DATE	VENDOR	ACCOUNT NUMBER	INVOICE DESCRIPTION	AMOUNT
202200334	06/23/2023	ILLINOIS DEPT OF REV	10L000 4810 0000 00 00045	Payroll accrual	6,567.66
202200334	06/23/2023	ILLINOIS DEPT OF REV	20L000 4810 0000 00 00045	Payroll accrual	2,476.32
202200334	06/23/2023	ILLINOIS DEPT OF REV	10L000 4810 0000 00 00045	Payroll accrual	10.00
				Totals for 202200334	9,053.98
202200335	06/23/2023	ILLINOIS MUNICIPAL	20L000 4810 0000 00 00045	Payroll accrual	546.90
202200335	06/23/2023	ILLINOIS MUNICIPAL	10L000 4710 0000 00 00000	Payroll accrual	1,320.77
202200335	06/23/2023	ILLINOIS MUNICIPAL	20L000 4710 0000 00 00000	Payroll accrual	1,881.24
202200335	06/23/2023	ILLINOIS MUNICIPAL	51L000 4710 0000 00 00000	Payroll accrual	6,283.10
				Totals for 202200335	10,032.01
202200336	06/23/2023	INTERNAL REVENUE SER	10L000 4810 0000 00 00045	Payroll accrual	2,045.99
202200336	06/23/2023	INTERNAL REVENUE SER	20L000 4810 0000 00 00045	Payroll accrual	3,740.83
202200336	06/23/2023	INTERNAL REVENUE SER	10L000 4810 0000 00 00045	Payroll accrual	887.79
202200336	06/23/2023	INTERNAL REVENUE SER	20L000 4810 0000 00 00045	Payroll accrual	2,198.52
202200336	06/23/2023	INTERNAL REVENUE SER	10L000 4810 0000 00 00045	Payroll accrual	2,444.86
202200336	06/23/2023	INTERNAL REVENUE SER	20L000 4810 0000 00 00045	Payroll accrual	874.85
202200336	06/23/2023	INTERNAL REVENUE SER	10L000 4810 0000 00 00045	Payroll accrual	85.00
202200336	06/23/2023	INTERNAL REVENUE SER	20L000 4810 0000 00 00045	Payroll accrual	25.00
202200336	06/23/2023	INTERNAL REVENUE SER	50L000 4710 0000 00 00000	Payroll accrual	5,786.82
202200336	06/23/2023	INTERNAL REVENUE SER	50L000 4710 0000 00 00000	Payroll accrual	3,319.71
				Totals for 202200336	21,409.37
202200337	06/23/2023	TEACHER HEALTH INS S	10L000 4810 0000 00 00045	Payroll accrual	439.74
202200337	06/23/2023	TEACHER HEALTH INS S	10L000 4710 0000 00 00000	Payroll accrual	327.36
202200337	06/23/2023	TEACHER HEALTH INS S	10L000 4710 0000 00 00000	Payroll accrual	1,406.76
				Totals for 202200337	2,173.86
202200338	06/23/2023	TEACHERS RET0058	10L000 4710 0000 00 00000	Payroll accrual	283.39
202200338	06/23/2023	TEACHERS RET0058	10L000 4710 0000 00 00000	Payroll accrual	520.21
				Totals for 202200338	803.60
202200339	06/23/2023	TEACHERS RETIREMENT	10L000 4810 0000 00 00045	Payroll accrual	4,396.50
202200339	06/23/2023	TEACHERS RETIREMENT	10L000 4710 0000 00 00000	Payroll accrual	8,064.11
				Totals for 202200339	12,460.61
202200340	06/23/2023	TEACHERS RETIREMT SY	10L000 4710 0000 00 00000	Payroll accrual	326.37
202200340	06/23/2023	TEACHERS RETIREMT SY	10L000 4710 0000 00 00000	Payroll accrual	8,321.71
				Totals for 202200340	8,648.08
202200341	06/23/2023	ILLINOIS DEPT OF REV	10L000 4810 0000 00 00045	Payroll accrual	352.95
202200341	06/23/2023	ILLINOIS DEPT OF REV	10L000 4810 0000 00 00045	Payroll accrual	81.30
				Totals for 202200341	434.25
202200342	06/23/2023	ILLINOIS MUNICIPAL	10L000 4710 0000 00 00000	Payroll accrual	105.78
202200342	06/23/2023	ILLINOIS MUNICIPAL	51L000 4710 0000 00 00000	Payroll accrual	207.57
				Totals for 202200342	313.35
202200343	06/23/2023	INTERNAL REVENUE SER	10L000 4810 0000 00 00045	Payroll accrual	358.16
202200343	06/23/2023	INTERNAL REVENUE SER	10L000 4810 0000 00 00045	Payroll accrual	0.00
202200343	06/23/2023	INTERNAL REVENUE SER	10L000 4810 0000 00 00045	Payroll accrual	117.71
202200343	06/23/2023	INTERNAL REVENUE SER	50L000 4710 0000 00 00000	Payroll accrual	358.16
202200343	06/23/2023	INTERNAL REVENUE SER	50L000 4710 0000 00 00000	Payroll accrual	117.71
202200343	06/23/2023	INTERNAL REVENUE SER	10L000 4810 0000 00 00045	Payroll accrual	0.00
202200343	06/23/2023	INTERNAL REVENUE SER	10L000 4810 0000 00 00045	Payroll accrual	27.08
202200343	06/23/2023	INTERNAL REVENUE SER	50L000 4710 0000 00 00000	Payroll accrual	27.08
				Totals for 202200343	1,005.90
202200344	06/23/2023	TEACHER HEALTH INS S	10L000 4710 0000 00 00000	Payroll accrual	40.37
202200344	06/23/2023	TEACHER HEALTH INS S	10L000 4710 0000 00 00000	Payroll accrual	32.22
				Totals for 202200344	72.59
202200345	06/23/2023	TEACHERS RET0058	10L000 4710 0000 00 00000	Payroll accrual	14.93
202200345	06/23/2023	TEACHERS RET0058	10L000 4710 0000 00 00000	Payroll accrual	11.92
				Totals for 202200345	26.85
202200346	06/23/2023	TEACHERS RETIREMENT	10L000 4710 0000 00 00000	Payroll accrual	231.43
202200346	06/23/2023	TEACHERS RETIREMENT	10L000 4710 0000 00 00000	Payroll accrual	184.69

CHECK NUMBER	CHECK DATE	VENDOR	ACCOUNT NUMBER	INVOICE DESCRIPTION	AMOUNT
				Totals for 202200346	416.12
202200347	06/23/2023	TEACHERS RETIREMT SY	10L000 4710 0000 00 00000	Payroll accrual	215.28
				Totals for 202200347	215.28
202200348	06/26/2023	MASTERCARD	10E000 2545 4100 10 00000	Mastercard Chages	204.31
202200348	06/26/2023	MASTERCARD	10E000 2520 3320 00 00000	Mastercard Chages	411.04
202200348	06/26/2023	MASTERCARD	20E000 2542 3400 00 00000	Mastercard Chages	12.00
202200348	06/26/2023	MASTERCARD	10E000 2520 4100 00 00000	Mastercard Chages	125.59
202200348	06/26/2023	MASTERCARD	10E000 1251 4100 00 00000	Mastercard Chages	520.65
202200348	06/26/2023	MASTERCARD	10E000 1500 3320 05 00000	Mastercard Chages	1,847.50
202200348	06/26/2023	MASTERCARD	10E000 1500 3320 05 00000	Mastercard Chages	1,780.80
202200348	06/26/2023	MASTERCARD	20E000 2545 4100 00 00000	Mastercard Chages	1,118.48
202200348	06/26/2023	MASTERCARD	40E000 2552 4100 00 00000	Mastercard Chages	1,107.40
202200348	06/26/2023	MASTERCARD	10E000 2225 4100 00 00000	Mastercard Chages	14.73
202200348	06/26/2023	MASTERCARD	20E000 2545 4100 00 00000	Mastercard Chages	50.03
202200348	06/26/2023	MASTERCARD	10E000 2225 4100 00 00000	Mastercard Chages	44.96
202200348	06/26/2023	MASTERCARD	10E000 2225 4100 00 00000	Mastercard Chages	20.94
202200348	06/26/2023	MASTERCARD	10E000 2225 4100 00 00000	Mastercard Chages	129.93
202200348	06/26/2023	MASTERCARD	20E000 2545 4100 00 00000	Mastercard Chages	172.65
202200348	06/26/2023	MASTERCARD	20E000 2542 3320 00 00000	Mastercard Chages	331.45
202200348	06/26/2023	MASTERCARD	20E000 2542 4100 00 00000	Mastercard Chages	257.93
202200348	06/26/2023	MASTERCARD	20E000 2545 4100 00 00000	Mastercard Chages	215.00
202200348	06/26/2023	MASTERCARD	20E000 2542 3400 00 00000	Mastercard Chages	290.00
202200348	06/26/2023	MASTERCARD	20E000 2542 4100 00 00000	Mastercard Chages	37.91
202200348	06/26/2023	MASTERCARD	10E000 2560 4100 84 00000	Mastercard Chages	276.56
202200348	06/26/2023	MASTERCARD	20E000 2542 4100 00 00000	Mastercard Chages	47.85
202200348	06/26/2023	MASTERCARD	10E000 1101 4100 00 00000	Mastercard Chages	594.18
				Totals for 202200348	9,611.89
202200349	06/26/2023	AMERICAN EXPRESS	20E000 2542 3190 00 00000	American Express Charges	1,594.04
202200349	06/26/2023	AMERICAN EXPRESS	20E000 2542 3400 00 00000	American Express Charges	14,000.00
202200349	06/26/2023	AMERICAN EXPRESS	20E000 2542 3400 00 00000	American Express Charges	346.93
202200349	06/26/2023	AMERICAN EXPRESS	10E960 1250 4100 30 00000	American Express Charges	73.34
202200349	06/26/2023	AMERICAN EXPRESS	10E965 1250 4100 30 00000	American Express Charges	1,366.20
202200349	06/26/2023	AMERICAN EXPRESS	10E303 1103 4100 00 00000	American Express Charges	-1,682.01
202200349	06/26/2023	AMERICAN EXPRESS	10E108 1101 4100 00 00000	American Express Charges	330.02
202200349	06/26/2023	AMERICAN EXPRESS	10E109 1101 4100 00 00000	American Express Charges	27.70
202200349	06/26/2023	AMERICAN EXPRESS	20E000 2542 4100 00 00000	American Express Charges	790.88
202200349	06/26/2023	AMERICAN EXPRESS	10E941 1251 4100 00 00000	American Express Charges	2,035.42
202200349	06/26/2023	AMERICAN EXPRESS	20E000 2543 3210 00 00000	American Express Charges	2,652.65
202200349	06/26/2023	AMERICAN EXPRESS	20E000 2542 4100 00 00000	American Express Charges	1,826.59
202200349	06/26/2023	AMERICAN EXPRESS	10E000 2225 4100 00 00000	American Express Charges	626.22
202200349	06/26/2023	AMERICAN EXPRESS	10E000 2225 3190 00 00000	American Express Charges	7,194.00
202200349	06/26/2023	AMERICAN EXPRESS	10E935 1250 4100 00 00000	American Express Charges	227.70
202200349	06/26/2023	AMERICAN EXPRESS	10E000 2520 4100 00 00000	American Express Charges	411.04
202200349	06/26/2023	AMERICAN EXPRESS	10E110 1101 4100 00 00000	American Express Charges	453.31
202200349	06/26/2023	AMERICAN EXPRESS	10E000 2520 4100 00 00000	American Express Charges	30.00
				Totals for 202200349	32,304.03
				Totals for checks	108,981.77

F U N D S U M M A R Y

FUND	DESCRIPTION	BALANCE SHEET	REVENUE	EXPENSE	TOTAL
10	EDUCATIONAL FUND	39,222.04	0.00	17,064.13	56,286.17
20	OPERATIONS & MAINTENANCE FUND	11,743.66	0.00	23,744.39	35,488.05
40	TRANSPORTATION FUND	0.00	0.00	1,107.40	1,107.40
50	SOCIAL SECURITY/MEDICARE	9,609.48	0.00	0.00	9,609.48
51	ILLINOIS MUNICIPAL RETIREMENT	6,490.67	0.00	0.00	6,490.67
*** Fund Summary Totals ***		67,065.85	0.00	41,915.92	108,981.77

********** End of report **********

CHECK NUMBER	CHECK DATE	VENDOR	ACCOUNT NUMBER	INVOICE DESCRIPTION	AMOUNT
222300224	06/23/2023	MARION CUSD #2 HEALT	20L000 4810 0000 00 00045	Payroll accrual	223.07
222300224	06/23/2023	MARION CUSD #2 HEALT	20L000 4810 0000 00 00045	Payroll accrual	795.60
222300224	06/23/2023	MARION CUSD #2 HEALT	20L000 4810 0000 00 00045	Payroll accrual	632.68
222300224	06/23/2023	MARION CUSD #2 HEALT	20L000 4810 0000 00 00045	Payroll accrual	1,085.31
222300224	06/23/2023	MARION CUSD #2 HEALT	20L000 4710 0000 00 00000	Payroll accrual	669.24
222300224	06/23/2023	MARION CUSD #2 HEALT	20L000 4710 0000 00 00000	Payroll accrual	2,386.89
222300224	06/23/2023	MARION CUSD #2 HEALT	20L000 4710 0000 00 00000	Payroll accrual	1,898.06
222300224	06/23/2023	MARION CUSD #2 HEALT	20L000 4710 0000 00 00000	Payroll accrual	3,255.93
				Totals for 222300224	10,946.78
222300225	06/29/2023	CAPE ELECTRICAL SUPP	20E000 2542 4100 00 00000	MAINT SUPPLIES	163.96
				Totals for 222300225	163.96
				Totals for checks	11,110.74

F U N D S U M M A R Y

FUND	DESCRIPTION	BALANCE SHEET	REVENUE	EXPENSE	TOTAL
20	OPERATIONS & MAINTENANCE FUND	10,946.78	0.00	163.96	11,110.74
*** Fund Summary Totals ***		10,946.78	0.00	163.96	11,110.74

********** End of report **********

CHECK NUMBER	CHECK DATE	VENDOR	INVOICE NUMBER	ACCOUNT NUMBER	INVOICE DESCRIPTION	AMOUNT
72600	07/10/2023	AFLAC	20230710AD	10L000 4810 0000 00 000456	Payroll accrual	134.61
72600	07/10/2023	AFLAC	20230710AD	10L000 4810 0000 00 000456	Payroll accrual	293.09
72600	07/10/2023	AFLAC	20230710BD	20L000 4810 0000 00 000456	Payroll accrual	9.70
					Totals for 72600	437.40
72601	07/10/2023	COLONIAL LIFE &ACC I	20230710AD	10L000 4810 0000 00 000456	Dental Insurance	1,031.95
72601	07/10/2023	COLONIAL LIFE &ACC I	20230710AD	40L000 4810 0000 00 000456	Dental Insurance	3.71
					Totals for 72601	1,035.66
72602	07/10/2023	CONNECTICUT-CCSPC	20230710AD	20L000 4810 0000 00 000462	Payroll accrual	108.63
					Totals for 72602	108.63
72603	07/10/2023	ILL STATE DISB UNIT	20230710AD	10L000 4810 0000 00 000462	Payroll accrual	200.00
72603	07/10/2023	ILL STATE DISB UNIT	20230710AD	10L000 4810 0000 00 000462	Payroll accrual	651.00
					Totals for 72603	851.00
72604	07/10/2023	KIDS FOUNDATION	20230710AD	10L000 4810 0000 00 000464	Payroll accrual	60.00
					Totals for 72604	60.00
72605	07/10/2023	LABORERS' LOCAL 773	20230710AD	20L000 4810 0000 00 000459	Payroll accrual	558.33
					Totals for 72605	558.33
72606	07/10/2023	LOCAL 773	20230710AD	10L000 4810 0000 00 000459	Payroll accrual	177.50
					Totals for 72606	177.50
72607	07/10/2023	MARION UNIT 2 FOUNDA	20230710AD	10L000 4810 0000 00 000461	Payroll accrual	77.00
					Totals for 72607	77.00
72608	07/10/2023	NIKKI TRAVELSTEAD201	20230710AD	10L000 4810 0000 00 000462	Payroll accrual	250.00
					Totals for 72608	250.00
72609	07/10/2023	SIU CREDIT UNION	20230710AD	10L000 4810 0000 00 000459	Payroll accrual	800.00
					Totals for 72609	800.00
72610	07/10/2023	THE GUARDIAN-APPLETO	20230710AD	10L000 4810 0000 00 000456	Dental insurance	3,046.00
72610	07/10/2023	THE GUARDIAN-APPLETO	20230710AD	20L000 4810 0000 00 000456	Dental insurance	65.07
72610	07/10/2023	THE GUARDIAN-APPLETO	20230710BD	20L000 4810 0000 00 000456	Dental insurance	42.40
					Totals for 72610	3,153.47
72611	07/12/2023	BROKERS' RISK PLACEM	56993	80E000 2365 3180 00 000000	Class Action Lawsiut	3,293.12
					Totals for 72611	3,293.12
72612	07/12/2023	CRESCENT PARTS & EQU	Multiple	20E000 2542 4100 00 000000	Invoices 54108402-00 54108723-00 54109152-00 54108723-01 54109228-00 54109257-00	947.19
					Totals for 72612	947.19
72613	07/12/2023	IASA	Membership	10E000 2310 6400 00 000000	IASA and AASA membership renewal	1,723.84
72613	07/12/2023	IASA	Membership	10E000 2321 6400 00 000000	IASA and AASA membership renewal	0.00
					Totals for 72613	1,723.84
72614	07/12/2023	LAKE OF EGYPT WATER	June 2023	20E105 2542 3700 00 000000	Adams water	146.00
					Totals for 72614	146.00
72615	07/18/2023	A & W PLUMBING AND H	Applicatio	60E110 2535 5230 00 220660	Application 6 Washington	141,847.20
					Totals for 72615	141,847.20
72616	07/18/2023	A-1 CORPORATE HARDWA	2093143	20E000 2542 4100 00 000000	Maintenance Supplies	552.00
					Totals for 72616	552.00
72617	07/18/2023	ACE HARDWARE	65354	20E000 2542 4100 00 000000	Maintenance Supplies	17.99
					Totals for 72617	17.99
72618	07/18/2023	AIRGAS USA, LLC	5500414004	10E000 1400 3190 20 000000	CYLINDER RENTAL	742.29
					Totals for 72618	742.29
72619	07/18/2023	AMERICAN ICE CREAM	03292023	10E960 1250 4100 30 000000	Summer School PBIS Reward	211.00
					Totals for 72619	211.00
72620	07/18/2023	ANDERSON OVERHEAD DO	82671	20E000 2542 3190 00 000000	MHS- GARAGE DOORS	110.00
					Totals for 72620	110.00
72621	07/18/2023	ARAMARK	0630203 St	20E108 2542 3220 00 000000	RUGS, APRONS, MOPS ECT.....	1,100.56
72621	07/18/2023	ARAMARK	0630203 St	20E000 2542 3220 00 000000	RUGS, APRONS, MOPS ECT.....	3.60

CHECK NUMBER	CHECK DATE	VENDOR	INVOICE NUMBER	ACCOUNT NUMBER	INVOICE DESCRIPTION	AMOUNT
					Totals for 72621	1,104.16
72622	07/18/2023	ASSOCIATED CONTROLS	71521	20E000 2542 4100 00 000000	MAINT SUPPLIES	55.65
					Totals for 72622	55.65
72623	07/18/2023	BANNER SOLUTIONS	07062023 S	20E000 2542 4100 00 000000	MAINT SUPPLIES	443.08
					Totals for 72623	443.08
72624	07/18/2023	BAYSINGER ARCHITECTS	22066-7	60E110 2535 5230 00 220660	HVAC Replacement Phase 1 Washington	1,637.63
72624	07/18/2023	BAYSINGER ARCHITECTS	22099-6	60E000 2533 5230 00 220990	Exterior improvements MJHS	6,383.71
72624	07/18/2023	BAYSINGER ARCHITECTS	22100-6	60E000 2535 5230 00 221000	Parking Lot Lincoln/Jefferson	8,462.15
72624	07/18/2023	BAYSINGER ARCHITECTS	22100-5	60E000 2533 5230 00 221000	Parking Lot Repairs Lincoln/Jefferson	824.70
72624	07/18/2023	BAYSINGER ARCHITECTS	22091-7	60E000 2533 5230 00 220910	Fire Alarm Replacement	4,921.00
72624	07/18/2023	BAYSINGER ARCHITECTS	22032-7	60E000 2533 5230 00 220320	Pre-K Door & Window Replacement Jefferson	3,372.79
72624	07/18/2023	BAYSINGER ARCHITECTS	22003-6	20E965 2533 5230 30 000000	Roof Replacement Jefferson	23,011.38
72624	07/18/2023	BAYSINGER ARCHITECTS	22098-4	60E000 2533 5230 00 220980	ADA Reno Phase 6 MHS	1,007.39
72624	07/18/2023	BAYSINGER ARCHITECTS	23044-2	20E107 2533 5230 00 000000	Media Renovations Jefferson	29,139.50
					Totals for 72624	78,760.25
72625	07/18/2023	BEST ENGINEERED SYST	230371	20E000 2542 3190 00 000000	3 Years ISONAS License for door access MJHS	5,127.25
					Totals for 72625	5,127.25
72626	07/18/2023	BIMBO BAKERIES USA	06/10-06/2	10E303 2560 4100 84 000000	food	353.55
72626	07/18/2023	BIMBO BAKERIES USA	06/10-06/2	10E105 2560 4100 84 000000	food	144.52
72626	07/18/2023	BIMBO BAKERIES USA	06/10-06/2	10E108 2560 4100 84 000000	food	695.01
72626	07/18/2023	BIMBO BAKERIES USA	sTATEMENT	10E105 2560 4100 84 000000	food	62.00
72626	07/18/2023	BIMBO BAKERIES USA	sTATEMENT	10E108 2560 4100 84 000000	food	139.50
					Totals for 72626	1,394.58
72627	07/18/2023	BOB STOTLAR BUILDING	062523 sta	20E000 2542 4100 00 000000	MAINT SUPPLIES	267.86
					Totals for 72627	267.86
72628	07/18/2023	BRUCE UNTERBRINK CON	Applicatio	60E107 2535 5230 00 220320	Application 4 Jefferson Pre-K Door & Window	22,266.00
72628	07/18/2023	BRUCE UNTERBRINK CON	Applicatio	60E204 2535 5230 00 220990	Application 4 MJHS Exterior	182,742.30
					Totals for 72628	205,008.30
72629	07/18/2023	CAMERONS DETAILING C	Marion Hig	40E000 2552 4100 00 000000	ACTIVITY BUS DETAIL	300.00
					Totals for 72629	300.00
72630	07/18/2023	CARTERVILLE WINAIR	23669901	20E000 2542 4100 00 000000	MAINT SUPPLIES	62.40
					Totals for 72630	62.40
72631	07/18/2023	CLARK NATURAL STONE,	3575/3573	20E000 2543 4100 00 000000	GROUNDS SUPPLIES	300.00
					Totals for 72631	300.00
72632	07/18/2023	COMMUNICATIONS TECHN	101117	20E000 2542 3190 00 000000	Metal Detectors for Marion High School	1,250.00
72632	07/18/2023	COMMUNICATIONS TECHN	101117	20E000 2542 5400 00 000001	Metal Detectors for Marion High School	33,338.65
					Totals for 72632	34,588.65
72633	07/18/2023	CONSTELLATION NEW EN	3772617	20E000 2542 4650 00 000011	District Gas	3.40
72633	07/18/2023	CONSTELLATION NEW EN	3772617	20E107 2542 4650 00 000000	District Gas	268.07
72633	07/18/2023	CONSTELLATION NEW EN	3772617	20E108 2542 4650 00 000000	District Gas	240.41
72633	07/18/2023	CONSTELLATION NEW EN	3772617	20E109 2542 4650 00 000000	District Gas	146.20
72633	07/18/2023	CONSTELLATION NEW EN	3772617	20E110 2542 4650 00 000000	District Gas	180.20
72633	07/18/2023	CONSTELLATION NEW EN	3772617	20E204 2542 4650 00 000000	District Gas	327.60
72633	07/18/2023	CONSTELLATION NEW EN	3772617	20E303 2542 4650 00 000000	District Gas	492.11
					Totals for 72633	1,657.99
72634	07/18/2023	COUNCIL FOR ECONOMIC	1000037991	10E303 1103 4100 00 000000	MHS Hudgens Workbooks for prep students for College Board exam	978.50
					Totals for 72634	978.50

CHECK NUMBER	CHECK DATE	VENDOR	INVOICE NUMBER	ACCOUNT NUMBER	INVOICE DESCRIPTION	AMOUNT
72635	07/18/2023	CRISISGO	4395	10E000 2225 3190 00 000000	CrisisGo annual renewal	4,000.00
72635	07/18/2023	CRISISGO	0004395	10E000 2225 4100 00 000000	CrisisGo renewal. 3 year agreement - billed annually.	12,000.00
					Totals for 72635	16,000.00
72636	07/18/2023	DAKTRONICS	7038364	20E000 2542 3190 00 000000	Upgrade basketball video system to add shot clock.	34,780.00
					Totals for 72636	34,780.00
72637	07/18/2023	DELL COMPUTER CORP	1067118376	10E303 1103 4100 00 000000	MHS Haynes Replacement headsets for Foreign Language Lab	324.00
					Totals for 72637	324.00
72638	07/18/2023	EMBRACE	13660	10E000 1101 3190 00 000000	Software for 504 Program	959.10
					Totals for 72638	959.10
72639	07/18/2023	ENTERPRISE RENT A CA	33268604	10E000 1500 3320 05 000000	Enterprise Rental Vehicle for State FFA Convention June 12-16, 2023	14.12
72639	07/18/2023	ENTERPRISE RENT A CA	33268604	10E303 1103 3320 00 000000	Enterprise Rental Vehicle for State FFA Convention June 12-16, 2023	518.20
					Totals for 72639	532.32
72640	07/18/2023	ERWIN, PATTY	MHS Gradua	10E303 1103 3190 00 000000	GRADUATION SIGN LANGUAGE INTERPRETER	180.00
					Totals for 72640	180.00
72641	07/18/2023	FIRM SYSTEMS	06302023 S	10E000 2542 3190 00 000000	FINGERPRINTING	55.00
					Totals for 72641	55.00
72642	07/18/2023	FLOORSITE INC	2023-220-1	20E000 2542 3190 00 000000	Jefferson Elementary School Flooring Replacement	3,350.00
72642	07/18/2023	FLOORSITE INC	2023-219-1	20E000 2542 3190 00 000000	Washington Gym Entry Flooring Replacement	3,000.00
72642	07/18/2023	FLOORSITE INC	2023-218-1	20E000 2542 3190 00 000000	Adminstraion Building Flooring Replacement	11,700.00
					Totals for 72642	18,050.00
72643	07/18/2023	FRONTLINE EDUCATION	INVUS18422	10E000 2310 3190 00 000000	FY24 Analytics Solution - Formerly Forecast 5 Analytics	18,883.34
					Totals for 72643	18,883.34
72644	07/18/2023	H & R AGRI/POWER	Statement	20E000 2545 3230 00 000000	REPAIRS	1,209.47
					Totals for 72644	1,209.47
72645	07/18/2023	HALE'S AUTOMOTIVE	74515	20E000 2545 3230 00 000000	FORD MOUNT & BALANCE	1,126.84
72645	07/18/2023	HALE'S AUTOMOTIVE	74814	20E000 2545 3230 00 000000	OIL CHANGE	191.59
					Totals for 72645	1,318.43
72646	07/18/2023	HEARTLAND MECHANICAL	Applicatio	20E965 2535 5230 30 000000	Application 14 MJHS Reno Phase 2	445,105.90
					Totals for 72646	445,105.90
72647	07/18/2023	HODGES LOIZZI EISENH	58982	80E000 2365 3180 00 000000	Legal Services	172.25
					Totals for 72647	172.25
72648	07/18/2023	HOLCOMB FOUNDATION	I-13929	60E000 2535 5230 00 221000	Parking Lot Repairs Lincoln & Jefferson	1,467.20
					Totals for 72648	1,467.20
72649	07/18/2023	HOWARD TECHNOLOGY SO	23-0049288	10E000 2225 4100 00 000000	New printer for Carrie Watson's classroom	902.00
72649	07/18/2023	HOWARD TECHNOLOGY SO	23-0049288	10E000 2225 4100 00 000000	Network switches for F Hall - High School	4,398.00
					Totals for 72649	5,300.00
72650	07/18/2023	HSG MECHANICAL CONTR	See below	20E000 2542 3190 00 000000	Repairs Invoice 49805 49810 49835 49800 49777 49776 49788 49779 49775	1,377.88

CHECK NUMBER	CHECK DATE	VENDOR	INVOICE NUMBER	ACCOUNT NUMBER	INVOICE DESCRIPTION	AMOUNT
72650	07/18/2023	HSG MECHANICAL CONTR	See below	20E000 2542 3190 00 000000	Repairs Invoice 49805 49810 49835 49800 49777 49776 49788 49779 49775	1,170.00
72650	07/18/2023	HSG MECHANICAL CONTR	See below	20E000 2542 3190 00 000000	Repairs Invoice 49805 49810 49835 49800 49777 49776 49788 49779 49775	1,700.00
72650	07/18/2023	HSG MECHANICAL CONTR	See below	20E000 2542 3190 00 000000	Repairs Invoice 49805 49810 49835 49800 49777 49776 49788 49779 49775	382.49
72650	07/18/2023	HSG MECHANICAL CONTR	See below	20E000 2542 3190 00 000000	Repairs Invoice 49805 49810 49835 49800 49777 49776 49788 49779 49775	546.25
72650	07/18/2023	HSG MECHANICAL CONTR	See below	20E000 2542 3190 00 000000	Repairs Invoice 49805 49810 49835 49800 49777 49776 49788 49779 49775	230.00
72650	07/18/2023	HSG MECHANICAL CONTR	See below	20E000 2542 3190 00 000000	Repairs Invoice 49805 49810 49835 49800 49777 49776 49788 49779 49775	665.12
72650	07/18/2023	HSG MECHANICAL CONTR	See below	20E000 2542 3190 00 000000	Repairs Invoice 49805 49810 49835 49800 49777 49776 49788 49779 49775	1,432.16
72650	07/18/2023	HSG MECHANICAL CONTR	See below	20E000 2542 3190 00 000000	Repairs Invoice 49805 49810 49835 49800 49777 49776 49788 49779 49775	230.00
72650	07/18/2023	HSG MECHANICAL CONTR	49889	20E000 2542 3190 00 000000	WASHINGTON WATERHEATER	1,900.00
					Totals for 72650	9,633.90
72651	07/18/2023	IASB REGISTRAR	378938	10E000 2310 6400 00 000000	Annual Dues	5,858.00
72651	07/18/2023	IASB REGISTRAR	377210	10E000 2310 6400 00 000000	Policy Reference Subscription and Press Pluss Add on	1,945.00
					Totals for 72651	7,803.00
72652	07/18/2023	IHSA	Marion Uni	10E000 2310 3820 00 000000	IHSA Headstrong Cuncussion Insurance	245.70
					Totals for 72652	245.70
72653	07/18/2023	ILLINOIS SCHOOL DIST	107470	80E000 2361 3800 00 000000	School Board Liability insurance	24,009.00
72653	07/18/2023	ILLINOIS SCHOOL DIST	107469	80E000 2361 3800 00 000000	Student Accident Plan Coverage	23,098.00
					Totals for 72653	47,107.00
72654	07/18/2023	JOSTENS INC.	1340728	10E108 1101 4100 00 000000	Lincoln Yearbook	366.42
					Totals for 72654	366.42
72655	07/18/2023	KEHRER BROTHERS WEST	Applicatio	20E965 2535 5230 30 000000	Application 4 Jefferson Roof Replacement	422,280.80
					Totals for 72655	422,280.80
72656	07/18/2023	KEITH MARTIN, INC	Applicatio	60E000 2535 5230 00 220910	Application Five Alarm Replacement Washington MJHS	97,047.00
					Totals for 72656	97,047.00
72657	07/18/2023	KOHL WHOLESALE	06302023 S	10E303 2560 4100 84 000000	food	627.14
72657	07/18/2023	KOHL WHOLESALE	06302023 S	10E108 2560 4100 84 000000	food	1,355.40
72657	07/18/2023	KOHL WHOLESALE	06302023 S	10E000 2560 4100 84 000000	food	1,534.58
					Totals for 72657	3,517.12
72658	07/18/2023	LUDA TREASURER-ELECT	1561	10E000 2321 3900 00 000000	Large Unit School District Basic Membership	4,200.00
					Totals for 72658	4,200.00
72659	07/18/2023	MARION GOOFY GOLF	524559	10E960 1250 4100 30 000000	Summer school PBIS reward for students	400.00
					Totals for 72659	400.00

CHECK NUMBER	CHECK DATE	VENDOR	INVOICE NUMBER	ACCOUNT NUMBER	INVOICE DESCRIPTION	AMOUNT
72660	07/18/2023	MARION TRANSFER STAT	3220-10000	20E000 2542 3210 00 000000	TRASH DUMP	11.79
					Totals for 72660	11.79
72661	07/18/2023	NAPA AUTO PARTS	415661841	20E000 2545 4100 00 000000	VEHICLE SUPPLIES	36.76
					Totals for 72661	36.76
72662	07/18/2023	NEEDHAM, CHASITY	MJHS Food	10R000 1611 0000 84 000004	Food Service Refund A. Needham	22.40
					Totals for 72662	22.40
72663	07/18/2023	PRD	895865/875	20E000 2542 3190 00 000000	DOCUMENT SHRED	575.75
					Totals for 72663	575.75
72664	07/18/2023	PRO TEK COMMUNICATIO	12221	10E000 2225 3190 00 000000	Washington Camera server upgrade	750.00
72664	07/18/2023	PRO TEK COMMUNICATIO	12220	10E000 2225 3190 00 000000	Longfellow Camera server upgrade	1,350.00
					Totals for 72664	2,100.00
72665	07/18/2023	RENAISSANCE	INV5290515	10E965 1250 3190 30 000000	FastBridge Universal Screening & Progress Monitoring Assessments for the 2023-2024 school year.	21,300.50
					Totals for 72665	21,300.50
72666	07/18/2023	RESERVE ACCOUNT	MHS	10E303 1103 3400 00 000000	Postage Refill MHS	1,000.00
					Totals for 72666	1,000.00
72667	07/18/2023	ROE #21	1188	10E000 2310 3190 00 000000	school board training	500.00
					Totals for 72667	500.00
72668	07/18/2023	RURAL KING	Statement	20E000 2542 4100 00 000000	MAINT SUPPLIES	178.33
					Totals for 72668	178.33
72669	07/18/2023	SAMRON MIDWEST	Applicatio	60E303 2535 5230 00 220980	Application 1 ADA Renovation MHS ADAMS	75,497.81
72669	07/18/2023	SAMRON MIDWEST	Applicatio	60E000 2535 5230 00 221000	Application 1 District Lot Repair Jefferson Lincoln	148,353.94
					Totals for 72669	223,851.75
72670	07/18/2023	SCHOOL NURSE SUPPLY,	952214-IN	10E108 2134 4100 00 000000	School Nurse Supplies	501.58
					Totals for 72670	501.58
72671	07/18/2023	SKYWARD ACCOUNTING D	226192	10E000 2520 3190 00 000002	Electronic Signature	400.00
72671	07/18/2023	SKYWARD ACCOUNTING D	224313	10E000 2520 3190 00 000002	Software License	26,285.38
					Totals for 72671	26,685.38
72672	07/18/2023	SO IL WASTE CONTAINE	67399	20E000 2542 3190 00 000000	Dumpster Rental	425.00
					Totals for 72672	425.00
72673	07/18/2023	SOUND AND TINT CO	Marion Uni	20E000 2542 3190 00 000000	WINDOW TINTING @MHS	550.00
72673	07/18/2023	SOUND AND TINT CO	Marion Uni	20E000 2542 3190 00 000000	WINDOW TINTING @MHS	3,400.00
					Totals for 72673	3,950.00
72674	07/18/2023	SOUTHERN ILLINOIS PI	9883/9882/	20E000 2542 3190 00 000000	REPAIRS	313.38
72674	07/18/2023	SOUTHERN ILLINOIS PI	9883/9882/	20E000 2542 3190 00 000000	REPAIRS	1,293.36
72674	07/18/2023	SOUTHERN ILLINOIS PI	9883/9882/	20E000 2542 3190 00 000000	REPAIRS	600.00
72674	07/18/2023	SOUTHERN ILLINOIS PI	9883/9882/	20E000 2542 3190 00 000000	REPAIRS	287.46
					Totals for 72674	2,494.20
72675	07/18/2023	SUPPLY SOLUTIONS	06302023 S	20E000 2542 4100 00 000000	CUSTODIAL SUPPLIES	307.86
72675	07/18/2023	SUPPLY SOLUTIONS	06302023 S	20E303 2542 4100 00 000000	CUSTODIAL SUPPLIES	180.40
72675	07/18/2023	SUPPLY SOLUTIONS	06302023 S	20E204 2542 4100 00 000000	CUSTODIAL SUPPLIES	906.50
72675	07/18/2023	SUPPLY SOLUTIONS	06302023 S	20E105 2542 4100 00 000000	CUSTODIAL SUPPLIES	452.10
72675	07/18/2023	SUPPLY SOLUTIONS	06302023 S	20E108 2542 4100 00 000000	CUSTODIAL SUPPLIES	1,140.55
72675	07/18/2023	SUPPLY SOLUTIONS	06302023 S	20E109 2542 4100 00 000000	CUSTODIAL SUPPLIES	47.48
72675	07/18/2023	SUPPLY SOLUTIONS	06302023 S	20E107 2542 4100 00 000000	CUSTODIAL SUPPLIES	282.99
72675	07/18/2023	SUPPLY SOLUTIONS	06302023 S	20E110 2542 4100 00 000000	CUSTODIAL SUPPLIES	60.80
					Totals for 72675	3,378.68
72676	07/18/2023	SYSCLOUD, INC.	IN20230455	10E000 2225 3190 00 000000	SysCloud annual renewal	7,194.00
					Totals for 72676	7,194.00

CHECK NUMBER	CHECK DATE	VENDOR	INVOICE NUMBER	ACCOUNT NUMBER	INVOICE DESCRIPTION	AMOUNT
72677	07/18/2023	TEACHERS DISCOVERY	192384	10E303 1103 4100 00 000000	MHS Haynes Teacher's Discovery posters for Spanish	90.98
					Totals for 72677	90.98
72678	07/18/2023	TERMINIX	See Descri	20E000 2542 3210 00 000000	PEST CONTROL Invoices 434219157 434467696 433695790 434839071 434331975 434288480 434035080	60.00
72678	07/18/2023	TERMINIX	See Descri	20E105 2542 3210 00 000000	PEST CONTROL Invoices 434219157 434467696 433695790 434839071 434331975 434288480 434035080	10.10
72678	07/18/2023	TERMINIX	See Descri	20E108 2542 3210 00 000000	PEST CONTROL Invoices 434219157 434467696 433695790 434839071 434331975 434288480 434035080	120.00
72678	07/18/2023	TERMINIX	See Descri	20E109 2542 3210 00 000000	PEST CONTROL Invoices 434219157 434467696 433695790 434839071 434331975 434288480 434035080	60.00
72678	07/18/2023	TERMINIX	See Descri	20E107 2542 3210 00 000000	PEST CONTROL Invoices 434219157 434467696 433695790 434839071 434331975 434288480 434035080	60.00
72678	07/18/2023	TERMINIX	See Descri	20E000 2542 3210 00 000000	PEST CONTROL Invoices 434219157 434467696 433695790 434839071 434331975 434288480 434035080	5.64
					Totals for 72678	315.74
72679	07/18/2023	THAD ELLET PLUMBING	12893-1289	20E000 2542 3190 00 000000	Backflow Repair/Replacment Longfellow-Jefferson	1,964.81
72679	07/18/2023	THAD ELLET PLUMBING	07062023 S	20E000 2542 3190 00 000000	LONGFELLOW/ADAMS REPAIRS	2,862.51
					Totals for 72679	4,827.32
72680	07/18/2023	THE HOME DEPOT PRO	754286201	20E000 2542 5400 00 000000	SCRUBBER	1,123.92
72680	07/18/2023	THE HOME DEPOT PRO	753111715/	20E000 2542 4100 00 000000	MAINT SUPPLIES	749.10
					Totals for 72680	1,873.02
72681	07/18/2023	US BANK EQUIPMENT FI	503560302	10E105 1101 3600 00 000000	Copier lease	225.43
72681	07/18/2023	US BANK EQUIPMENT FI	503560302	10E107 1101 3600 00 000000	Copier lease	353.17
72681	07/18/2023	US BANK EQUIPMENT FI	503560302	10E108 1101 3600 00 000000	Copier lease	457.43
72681	07/18/2023	US BANK EQUIPMENT FI	503560302	10E109 1101 3600 00 000000	Copier lease	207.58
72681	07/18/2023	US BANK EQUIPMENT FI	503560302	10E110 1101 3600 00 000000	Copier lease	447.10
72681	07/18/2023	US BANK EQUIPMENT FI	503560302	10E204 1102 3600 00 000000	Copier lease	726.07
72681	07/18/2023	US BANK EQUIPMENT FI	503560302	10E303 1103 3600 00 000000	Copier lease	1,089.56
72681	07/18/2023	US BANK EQUIPMENT FI	503560302	10E000 2510 3600 00 000000	Copier lease	200.00
72681	07/18/2023	US BANK EQUIPMENT FI	503560302	21E000 2542 3250 00 000005	Copier lease	4,400.00
					Totals for 72681	8,106.34
72682	07/18/2023	WORKERS' COMPENSATIO	107468	80E000 2361 3800 00 000000	Workers' Compensation Coverage	108,328.00
					Totals for 72682	108,328.00
					Totals for checks	2,041,833.76

F U N D S U M M A R Y

FUND	DESCRIPTION	BALANCE SHEET	REVENUE	EXPENSE	TOTAL
10	EDUCATIONAL FUND	6,721.15	22.40	126,894.99	133,638.54
20	OPERATIONS & MAINTENANCE FUND	784.13	0.00	1,047,976.19	1,048,760.32
21	O&M LEASE	0.00	0.00	4,400.00	4,400.00
40	TRANSPORTATION FUND	3.71	0.00	300.00	303.71
60	CAPITAL PROJECTS FUND OR FUND	0.00	0.00	695,830.82	695,830.82
80	TORT IMMUNITY AND JUDGMENT FUN	0.00	0.00	158,900.37	158,900.37
*** Fund Summary Totals ***		7,508.99	22.40	2,034,302.37	2,041,833.76

********** End of report **********

CHECK NUMBER	CHECK DATE	VENDOR	ACCOUNT NUMBER	INVOICE DESCRIPTION	AMOUNT
202300001	07/10/2023	COMMON REMITTER	10L000 4810 0000 00 00045	Payroll accrual	197.08
202300001	07/10/2023	COMMON REMITTER	10L000 4810 0000 00 00045	Payroll accrual	3,663.00
202300001	07/10/2023	COMMON REMITTER	10L000 4810 0000 00 00045	Payroll accrual	147.54
				Totals for 202300001	4,007.62
202300002	07/10/2023	ILLINOIS DEPT OF REV	10L000 4810 0000 00 00045	Payroll accrual	34,838.06
202300002	07/10/2023	ILLINOIS DEPT OF REV	20L000 4810 0000 00 00045	Payroll accrual	243.96
202300002	07/10/2023	ILLINOIS DEPT OF REV	40L000 4810 0000 00 00045	Payroll accrual	42.58
202300002	07/10/2023	ILLINOIS DEPT OF REV	10L000 4810 0000 00 00045	Payroll accrual	273.00
202300002	07/10/2023	ILLINOIS DEPT OF REV	10L000 4810 0000 00 00045	Payroll accrual	6,805.35
202300002	07/10/2023	ILLINOIS DEPT OF REV	20L000 4810 0000 00 00045	Payroll accrual	2,408.38
				Totals for 202300002	44,611.33
202300003	07/10/2023	ILLINOIS MUNICIPAL	10L000 4810 0000 00 00045	Payroll accrual	290.88
202300003	07/10/2023	ILLINOIS MUNICIPAL	20L000 4810 0000 00 00045	Payroll accrual	137.00
202300003	07/10/2023	ILLINOIS MUNICIPAL	10L000 4710 0000 00 00000	Payroll accrual	3,047.99
202300003	07/10/2023	ILLINOIS MUNICIPAL	20L000 4710 0000 00 00000	Payroll accrual	252.29
202300003	07/10/2023	ILLINOIS MUNICIPAL	40L000 4710 0000 00 00000	Payroll accrual	42.67
202300003	07/10/2023	ILLINOIS MUNICIPAL	51L000 4710 0000 00 00000	Payroll accrual	6,559.60
202300003	07/10/2023	ILLINOIS MUNICIPAL	20L000 4810 0000 00 00045	Payroll accrual	610.71
202300003	07/10/2023	ILLINOIS MUNICIPAL	10L000 4710 0000 00 00000	Payroll accrual	561.71
202300003	07/10/2023	ILLINOIS MUNICIPAL	20L000 4710 0000 00 00000	Payroll accrual	2,115.87
202300003	07/10/2023	ILLINOIS MUNICIPAL	51L000 4710 0000 00 00000	Payroll accrual	5,253.95
				Totals for 202300003	18,872.67
202300004	07/10/2023	INTERNAL REVENUE SER	10L000 4810 0000 00 00045	Payroll accrual	4,034.10
202300004	07/10/2023	INTERNAL REVENUE SER	20L000 4810 0000 00 00045	Payroll accrual	327.99
202300004	07/10/2023	INTERNAL REVENUE SER	40L000 4810 0000 00 00045	Payroll accrual	55.98
202300004	07/10/2023	INTERNAL REVENUE SER	10L000 4810 0000 00 00045	Payroll accrual	65,669.39
202300004	07/10/2023	INTERNAL REVENUE SER	20L000 4810 0000 00 00045	Payroll accrual	412.29
202300004	07/10/2023	INTERNAL REVENUE SER	40L000 4810 0000 00 00045	Payroll accrual	84.72
202300004	07/10/2023	INTERNAL REVENUE SER	10L000 4810 0000 00 00045	Payroll accrual	10,556.11
202300004	07/10/2023	INTERNAL REVENUE SER	20L000 4810 0000 00 00045	Payroll accrual	76.70
202300004	07/10/2023	INTERNAL REVENUE SER	40L000 4810 0000 00 00045	Payroll accrual	13.09
202300004	07/10/2023	INTERNAL REVENUE SER	10L000 4810 0000 00 00045	Payroll accrual	3,865.25
202300004	07/10/2023	INTERNAL REVENUE SER	50L000 4710 0000 00 00000	Payroll accrual	4,418.07
202300004	07/10/2023	INTERNAL REVENUE SER	50L000 4710 0000 00 00000	Payroll accrual	10,645.90
202300004	07/10/2023	INTERNAL REVENUE SER	10L000 4810 0000 00 00045	Payroll accrual	1,166.37
202300004	07/10/2023	INTERNAL REVENUE SER	20L000 4810 0000 00 00045	Payroll accrual	3,335.17
202300004	07/10/2023	INTERNAL REVENUE SER	10L000 4810 0000 00 00045	Payroll accrual	73.16
202300004	07/10/2023	INTERNAL REVENUE SER	20L000 4810 0000 00 00045	Payroll accrual	2,690.46
202300004	07/10/2023	INTERNAL REVENUE SER	10L000 4810 0000 00 00045	Payroll accrual	2,536.76
202300004	07/10/2023	INTERNAL REVENUE SER	20L000 4810 0000 00 00045	Payroll accrual	780.02
202300004	07/10/2023	INTERNAL REVENUE SER	10L000 4810 0000 00 00045	Payroll accrual	25.00
202300004	07/10/2023	INTERNAL REVENUE SER	20L000 4810 0000 00 00045	Payroll accrual	25.00
202300004	07/10/2023	INTERNAL REVENUE SER	50L000 4710 0000 00 00000	Payroll accrual	4,501.54
202300004	07/10/2023	INTERNAL REVENUE SER	50L000 4710 0000 00 00000	Payroll accrual	3,316.78
				Totals for 202300004	118,609.85
202300005	07/10/2023	TEACHER HEALTH INS S	10L000 4810 0000 00 00045	Payroll accrual	32.20
202300005	07/10/2023	TEACHER HEALTH INS S	10L000 4710 0000 00 00000	Payroll accrual	465.73
202300005	07/10/2023	TEACHER HEALTH INS S	10L000 4710 0000 00 00000	Payroll accrual	23.97
202300005	07/10/2023	TEACHER HEALTH INS S	10L000 4710 0000 00 00000	Payroll accrual	2,632.10
				Totals for 202300005	3,154.00
202300006	07/10/2023	TEACHERS RET0058	10L000 4710 0000 00 00000	Payroll accrual	172.22
202300006	07/10/2023	TEACHERS RET0058	10L000 4710 0000 00 00000	Payroll accrual	20.75
202300006	07/10/2023	TEACHERS RET0058	10L000 4710 0000 00 00000	Payroll accrual	973.24
				Totals for 202300006	1,166.21
202300007	07/10/2023	TEACHERS RETIREMENT	10L000 4810 0000 00 00045	Payroll accrual	321.98
202300007	07/10/2023	TEACHERS RETIREMENT	10L000 4710 0000 00 00000	Payroll accrual	2,669.75

CHECK NUMBER	CHECK DATE	VENDOR	ACCOUNT NUMBER	INVOICE DESCRIPTION		AMOUNT
202300007	07/10/2023	TEACHERS RETIREMENT	10L000 4710 0000 00 00000	Payroll accrual		15,088.53
					Totals for 202300007	18,080.26
202300008	07/10/2023	TEACHERS RETIREMT SY	10L000 4710 0000 00 00000	Payroll accrual		588.52
202300008	07/10/2023	TEACHERS RETIREMT SY	10L000 4710 0000 00 00000	Payroll accrual		17,419.71
					Totals for 202300008	18,008.23
202300009	07/10/2023	TRS SSP	10L000 4810 0000 00 00045	Payroll accrual		300.00
202300009	07/10/2023	TRS SSP	10L000 4810 0000 00 00045	Payroll accrual		1,731.51
					Totals for 202300009	2,031.51
202300010	07/18/2023	CITY OF MARION WATER	20E000 2542 3700 00 00001	WATER BILL		54.88
202300010	07/18/2023	CITY OF MARION WATER	20E000 2542 3700 00 00001	WATER BILL		121.00
202300010	07/18/2023	CITY OF MARION WATER	20E110 2542 3700 00 00000	WATER BILL		723.53
202300010	07/18/2023	CITY OF MARION WATER	20E109 2542 3700 00 00000	WATER BILL		396.86
202300010	07/18/2023	CITY OF MARION WATER	20E108 2542 3700 00 00000	WATER BILL		503.25
202300010	07/18/2023	CITY OF MARION WATER	20E107 2542 3700 00 00000	WATER BILL		1,084.77
202300010	07/18/2023	CITY OF MARION WATER	20E204 2542 3700 00 00000	WATER BILL		1,174.01
202300010	07/18/2023	CITY OF MARION WATER	20E303 2542 3700 00 00000	WATER BILL		1,194.23
					Totals for 202300010	5,252.53
					Totals for checks	233,794.21

F U N D S U M M A R Y

FUND	DESCRIPTION	BALANCE SHEET	REVENUE	EXPENSE	TOTAL
10	EDUCATIONAL FUND	180,190.96	0.00	0.00	180,190.96
20	OPERATIONS & MAINTENANCE FUND	13,415.84	0.00	5,252.53	18,668.37
40	TRANSPORTATION FUND	239.04	0.00	0.00	239.04
50	SOCIAL SECURITY/MEDICARE	22,882.29	0.00	0.00	22,882.29
51	ILLINOIS MUNICIPAL RETIREMENT	11,813.55	0.00	0.00	11,813.55
*** Fund Summary Totals ***		228,541.68	0.00	5,252.53	233,794.21

********** End of report **********

CHECK NUMBER	CHECK DATE	VENDOR	ACCOUNT NUMBER	INVOICE DESCRIPTION	AMOUNT
232400001	07/10/2023	MARION CUSD #2 HEALT	10L000 4810 0000 00 00045	Payroll accrual	6,022.89
232400001	07/10/2023	MARION CUSD #2 HEALT	10L000 4810 0000 00 00045	Payroll accrual	2,864.16
232400001	07/10/2023	MARION CUSD #2 HEALT	40L000 4810 0000 00 00045	Payroll accrual	53.04
232400001	07/10/2023	MARION CUSD #2 HEALT	10L000 4810 0000 00 00045	Payroll accrual	405.79
232400001	07/10/2023	MARION CUSD #2 HEALT	10L000 4810 0000 00 00045	Payroll accrual	22,444.44
232400001	07/10/2023	MARION CUSD #2 HEALT	20L000 4810 0000 00 00045	Payroll accrual	316.34
232400001	07/10/2023	MARION CUSD #2 HEALT	10L000 4810 0000 00 00045	Payroll accrual	8,079.53
232400001	07/10/2023	MARION CUSD #2 HEALT	10L000 4710 0000 00 00000	Payroll accrual	18,069.48
232400001	07/10/2023	MARION CUSD #2 HEALT	10L000 4710 0000 00 00000	Payroll accrual	8,592.80
232400001	07/10/2023	MARION CUSD #2 HEALT	40L000 4710 0000 00 00000	Payroll accrual	159.13
232400001	07/10/2023	MARION CUSD #2 HEALT	10L000 4710 0000 00 00000	Payroll accrual	2,641.73
232400001	07/10/2023	MARION CUSD #2 HEALT	10L000 4710 0000 00 00000	Payroll accrual	66,383.10
232400001	07/10/2023	MARION CUSD #2 HEALT	20L000 4710 0000 00 00000	Payroll accrual	949.03
232400001	07/10/2023	MARION CUSD #2 HEALT	10L000 4710 0000 00 00000	Payroll accrual	24,600.36
232400001	07/10/2023	MARION CUSD #2 HEALT	20L000 4810 0000 00 00045	Payroll accrual	223.07
232400001	07/10/2023	MARION CUSD #2 HEALT	20L000 4810 0000 00 00045	Payroll accrual	795.60
232400001	07/10/2023	MARION CUSD #2 HEALT	20L000 4810 0000 00 00045	Payroll accrual	632.68
232400001	07/10/2023	MARION CUSD #2 HEALT	10L000 4810 0000 00 00045	Payroll accrual	241.18
232400001	07/10/2023	MARION CUSD #2 HEALT	20L000 4810 0000 00 00045	Payroll accrual	1,085.31
232400001	07/10/2023	MARION CUSD #2 HEALT	20L000 4710 0000 00 00000	Payroll accrual	669.24
232400001	07/10/2023	MARION CUSD #2 HEALT	20L000 4710 0000 00 00000	Payroll accrual	2,386.89
232400001	07/10/2023	MARION CUSD #2 HEALT	20L000 4710 0000 00 00000	Payroll accrual	1,898.06
232400001	07/10/2023	MARION CUSD #2 HEALT	10L000 4710 0000 00 00000	Payroll accrual	723.54
232400001	07/10/2023	MARION CUSD #2 HEALT	20L000 4710 0000 00 00000	Payroll accrual	3,255.93
				Totals for 232400001	173,493.32
232400002	07/12/2023	ILL CENTRAL SCHOOL B	40E960 2550 3300 30 00000	Summer Buses	43,260.48
232400002	07/12/2023	ILL CENTRAL SCHOOL B	40E960 2550 3300 30 00000	Summer Buses	958.67
				Totals for 232400002	44,219.15
232400003	07/12/2023	PINKSTON, LISA	10E108 1101 3320 00 00000	6/22/2023 Elevate Conference Expenses	292.13
232400003	07/12/2023	PINKSTON, LISA	10E108 1101 3320 00 00000	6/22/2023 Elevate Conference Expenses	90.00
232400003	07/12/2023	PINKSTON, LISA	10E108 1101 3320 00 00000	6/22/2023 Elevate Conference Expenses	513.62
				Totals for 232400003	895.75
232400004	07/12/2023	WILLIAMSON COUNTY ED	10E000 4120 3190 12 00000	Assessment	312,897.60
				Totals for 232400004	312,897.60
232400005	07/18/2023	CAPE ELECTRICAL SUPP	20E000 2542 4100 00 00000	MAINT SUPPLIES	1,475.43
				Totals for 232400005	1,475.43
232400006	07/18/2023	DAHMER, CONNIE	10E105 1101 4100 00 00000	4/3/2023-6/21/2023 Mileage for 2nd quarter	134.40
				Totals for 232400006	134.40
232400007	07/18/2023	EDMENTUM	10E965 2230 3190 00 00000	Courseware Comprehensive Library - Program Licenses Plato Courseware Secondary Elective Library Courseware Elevate Package Credit Recovery and/or Remote Learning that may be an impact result of the COVID-19 pandemic	25,375.00
232400007	07/18/2023	EDMENTUM	10E965 2210 3140 00 00000	Edmentum - Reading Eggs K-5 for 23-24 School Year.	9,610.00
				Totals for 232400007	34,985.00
232400008	07/18/2023	HOMEFIELD ENERGY	20E000 2542 4660 00 00001	District Electric	460.19
232400008	07/18/2023	HOMEFIELD ENERGY	20E107 2542 4660 00 00000	District Electric	2,852.14
232400008	07/18/2023	HOMEFIELD ENERGY	20E108 2542 4660 00 00000	District Electric	5,402.41
232400008	07/18/2023	HOMEFIELD ENERGY	20E109 2542 4660 00 00000	District Electric	2,296.68

CHECK NUMBER	CHECK DATE	VENDOR	ACCOUNT NUMBER	INVOICE DESCRIPTION	AMOUNT
232400008	07/18/2023	HOMEFIELD ENERGY	20E110 2542 4660 00 00000	District Electric	5,993.03
232400008	07/18/2023	HOMEFIELD ENERGY	20E204 2542 4660 00 00000	District Electric	8,771.08
232400008	07/18/2023	HOMEFIELD ENERGY	20E303 2542 4660 00 00000	District Electric	35,839.80
				Totals for 232400008	61,615.33
232400009	07/18/2023	JOHNSON, CHRISTY	10E110 1101 3320 00 00000	6/12/2023 The Educator Summit	75.00
				Totals for 232400009	75.00
232400010	07/18/2023	MORTHLAND, JILL	10E110 1101 3320 00 00000	3/1/2023-3/31/2023 March 2023 Mileage	81.85
232400010	07/18/2023	MORTHLAND, JILL	10E110 1101 3320 00 00000	4/1/2023-4/30/2023 April 2023 Mileage	103.16
232400010	07/18/2023	MORTHLAND, JILL	10E110 1101 3320 00 00000	5/1/2023-5/31/2023 May 2023 Mileage	65.26
232400010	07/18/2023	MORTHLAND, JILL	10E110 1101 3320 00 00000	5/4/2023 Glasses for a student to keep at school	53.21
				Totals for 232400010	303.48
232400011	07/18/2023	POWERSCHOOL GROUP LL	10E000 2225 3190 00 00000	TalentEd annual renewal	19,732.89
232400011	07/18/2023	POWERSCHOOL GROUP LL	10E000 2225 3190 00 00000	SW-TE-S-SF1030: SmartFind Express Sub Eligible Invoice Period: 07/01/2023 - 06/30/2024	9,024.90
				Totals for 232400011	28,757.79
232400012	07/18/2023	TALX UC EXPRESS	80E000 2365 3800 00 00000	Unemplyment Claims	2,056.81
				Totals for 232400012	2,056.81
				Totals for checks	660,909.06

F U N D S U M M A R Y

FUND	DESCRIPTION	BALANCE SHEET	REVENUE	EXPENSE	TOTAL
10	EDUCATIONAL FUND	161,069.00	0.00	378,049.02	539,118.02
20	OPERATIONS & MAINTENANCE FUND	12,212.15	0.00	63,090.76	75,302.91
40	TRANSPORTATION FUND	212.17	0.00	44,219.15	44,431.32
80	TORT IMMUNITY AND JUDGMENT FUN	0.00	0.00	2,056.81	2,056.81
*** Fund Summary Totals ***		173,493.32	0.00	487,415.74	660,909.06

********** End of report **********

------TREASURER'S REPORT------
June 30, 2023

FUND	BEGINNING CASH BALANCE 6/1/2023	RECEIPTS	DISBURSEMENTS	CURRENT CHECKING 6/30/2023
EDUCATION FUND (10)	10,121,108.63	2,497,902.68	3,451,857.40	9,167,153.91
OPERATION & MAINTENANCE FUND (20)	3,435,421.06	307,103.27	607,221.07	3,135,303.26
TRANSPORTATION FUND (40)	1,790,135.95	1,429.55	158,940.82	1,632,624.68
TOTAL OPERATING FUND BALANCE	**15,346,665.64**	**2,806,435.50**	**4,218,019.29**	**13,935,081.85**
LEASE FUND (21)	39,511.87	30.77	4,400.00	35,142.64
DEBT SERVICE FUND (30)	2,838.56	2.49	0.00	2,841.05
SOCIAL SECURITY FUND (50)	382,577.50	293.77	47,369.64	335,501.63
IL MUNICIPAL RETIREMENT FUND (51)	548,897.48	446.90	38,960.11	510,384.27
CAPITAL PROJECT FUND (60)	3,476,566.48	571,607.17	118,521.56	3,929,652.09
WORKING CASH (70)	9,055.39	7.94	0.00	9,063.33
TORT FUND (80)	387,567.15	335.17	5,122.50	382,779.82
FIRE PREVENTION & SAFETY FUND (90)	655,753.55	574.67	0.00	656,328.22
TOTALS	**22,183,946.63**	**3,379,734.38**	**4,432,393.10**	**19,796,774.90**

SIGNED: Kimberly Watson, CFO, CSBO

Date: 7-7-2023

MARION CUSD #2, IL
REVENUE SUMMARY REPORT (Date: 6/2023)

FDTLOC FUNC OBJ	Account Level Description	2022-23 Original Budget	June 2022-23 Monthly Activity	2022-23 FYTD Activity	2022-23 Available Funds	2021-22 FY Activity	2022-23 FYTD %
10	EDUCATIONAL FUND						
		38,692,287.00	2,497,902.68	39,213,445.48	-521,158.48	37,997,307.27	101.35
20	OPERATIONS & MAINTENANCE FUND						
		12,310,842.00	307,103.27	10,837,961.45	1,472,880.55	6,521,320.83	88.04
21	O&M LEASE						
		54,300.00	30.77	54,266.25	33.75	1,537.48	99.94
30	DEBT SERVICE FUND OR FUND GROU						
		2,673,083.00	2.49	2,673,082.09	0.91	2,627,043.74	100.00
40	TRANSPORTATION FUND						
		2,160,710.00	1,429.55	2,123,635.28	37,074.72	1,965,387.26	98.28
50	SOCIAL SECURITY/MEDICARE						
		669,340.00	293.77	672,501.47	-3,161.47	502,985.09	100.47
51	ILLINOIS MUNICIPAL RETIREMENT						
		723,540.00	446.90	728,189.31	-4,649.31	538,743.10	100.64
60	CAPITAL PROJECTS FUND OR FUND						
		2,759,000.00	571,607.17	3,737,769.98	-978,769.98	3,488,342.07	135.48

FDTLOC FUNC OBJ	Account Level Description	2022-23 Original Budget	June 2022-23 Monthly Activity	2022-23 FYTD Activity	2022-23 Available Funds	2021-22 FY Activity	2022-23 FYTD %
70	WORKING CASH FUND						
		890.00	7.94	964.04	-74.04	877.24	108.32
80	TORT IMMUNITY AND JUDGMENT FUN						
		723,000.00	335.17	765,042.32	-42,042.32	702,294.25	105.81
90	FIRE PREVENTION AND SAFETY FUN						
		250,200.00	574.67	256,953.42	-6,753.42	219,447.32	102.70
Grand Revenue T		61,017,192.00	3,379,734.38	61,063,811.09	-46,619.09	54,565,285.65	100.08

Number of Accounts: 155

********** End of report **********

FDTLOC FUNC OBJ	Account Level Description	2022-23 Original Budget	June 2022-23 Monthly Activity	2022-23 FYTD Activity	2022-23 Available Funds	Encumbered Amount	2021-22 FY Activity	2022-23 FYTD %
10	EDUCATIONAL FUND							
		38,641,973.00	3,451,854.18	37,676,615.86	603,867.76	339,568.71	35,735,921.48	97.31
20	OPERATIONS & MAINTENANCE FUND							
		12,308,347.00	607,221.07	10,486,220.68	1,660,697.04	157,464.77	5,719,560.28	85.19
21	O&M LEASE							
		52,800.00	4,400.00	52,800.00	0.00	0.00	48,400.00	100.00
30	DEBT SERVICE FUND OR FUND GROU							
		2,673,083.00	0.00	2,672,801.50	281.50	0.00	2,630,904.00	99.99
40	TRANSPORTATION FUND							
		1,968,940.00	158,940.82	1,711,636.64	257,303.36	0.00	1,640,481.56	86.93
50	SOCIAL SECURITY/MEDICARE							
		676,288.00	47,369.64	605,870.04	70,417.96	0.00	544,139.42	89.59
51	ILLINOIS MUNICIPAL RETIREMENT							
		632,800.00	38,960.11	483,319.01	149,480.99	0.00	496,011.69	76.38
60	CAPITAL PROJECTS FUND OR FUND							
		4,802,883.00	118,521.56	2,593,747.49	2,187,921.51	21,214.00	2,052,586.23	54.00

FDTLOC FUNC OBJ	Account Level Description	2022-23 Original Budget	June 2022-23 Monthly Activity	2022-23 FYTD Activity	2022-23 Available Funds	Encumbered Amount	2021-22 FY Activity	2022-23 FYTD %
70	WORKING CASH FUND							
		0.00	0.00	0.00	0.00	0.00	0.00	0.00
80	TORT IMMUNITY AND JUDGMENT FUN							
		670,000.00	5,122.50	632,937.57	37,062.43	0.00	513,664.48	94.47
90	FIRE PREVENTION AND SAFETY FUN							
		720,000.00	0.00	409,263.69	310,736.31	0.00	1,379,344.44	56.84
Grand Expense T		63,147,114.00	4,432,389.88	57,325,212.48	5,277,768.86	518,247.48	50,761,013.58	90.67

Number of Accounts: 2370

********** End of report **********

FDTLOC FUNC OBJ SJ SOURCE	Account Level Description	2022-23 Original Budget	June 2022-23 Monthly Activity	2022-23 FYTD Activity	2022-23 Available Funds	2021-22 FY Activity	2022-23 FYTD %
10	EDUCATIONAL FUND						
0000							
10R954 0000 4999 00 000000	Digital Equity 4	0.00	0.00	0.00	0.00	0.00	0.00
10R--- 0--- ---- -- ------		0.00	0.00	0.00	0.00	0.00	0.00
1000	RECEIPTS/REVENUE FROM LOCAL SO						
10R000 1110 0000 00 000000	PROPERTY TAXES	17,091,400.00	0.00	17,069,197.22	22,202.78	17,158,666.09	99.87
10R000 1115 0000 00 000000	PROPERTY TAX FROM BANKRUPTCY	0.00	0.00	0.00	0.00	181,862.59	0.00
10R000 1140 0000 00 000000	PROPERTY TAXES - SPECIAL ED	12,800.00	0.00	11,626.69	1,173.31	13,209.84	90.83
10R000 1210 0000 00 000000	TAXES: MOBILE HOME	34,500.00	0.00	31,848.20	2,651.80	31,174.54	92.31
10R000 1220 0000 00 000000	TAXES: MARION HOUSING	40,000.00	0.00	42,627.86	-2,627.86	42,856.58	106.57
10R000 1230 0000 00 000000	TAXES: CORP PER PROP REP	900,000.00	0.00	1,426,597.77	-526,597.77	1,618,586.76	158.51
10R000 1290 0000 00 000000	TAXES: REFUGE PILOT	27,000.00	26,473.98	26,473.98	526.02	26,184.16	98.05
10R000 1311 0000 00 000000	Per Capita Tuition Charge	0.00	0.00	0.00	0.00	0.00	0.00
10R000 1510 0000 00 000000	INTEREST: INVESTMENTS	60,000.00	17,696.63	114,340.35	-54,340.35	48,066.40	190.57
10R000 1510 0000 00 000001	INTEREST ON CD INVESTMENTS	0.00	29,958.56	65,565.50	-65,565.50	0.00	0.00
10R000 1611 0000 84 000003	HS: FOODSERVICE REVENUE	100,000.00	1,782.37	62,583.82	37,416.18	4,146.90	62.58
10R000 1611 0000 84 000004	JH: FOOD SERVICE REVENUE	70,000.00	1,163.30	70,013.23	-13.23	4,418.15	100.02
10R000 1611 0000 84 000005	ADAMS: FOODSERVICE REVENUE	25,000.00	180.75	19,695.01	5,304.99	-27.20	78.78
10R000 1611 0000 84 000007	JEFFERSON: FOODSERVICE REVENUE	25,000.00	590.00	21,702.15	3,297.85	32.20	86.81
10R000 1611 0000 84 000008	LINCOLN: FOODSERVICE REVENUE	45,000.00	883.85	45,201.87	-201.87	2,545.93	100.45
10R000 1611 0000 84 000009	LONGFELLOW: FOODSERVICE REVENU	15,000.00	415.40	12,780.79	2,219.21	130.00	85.21
10R000 1611 0000 84 000010	WASHINGTON: FOODSERVICE REVENU	50,000.00	350.50	41,983.56	8,016.44	4,473.24	83.97
10R000 1690 0000 84 000000	OTHER LUNCH PROGRAM	1,000.00	0.00	0.00	1,000.00	150.20	0.00
10R000 1690 0000 84 000001	PRE-K BREAKFAST REIMBURSEMENT	0.00	0.00	0.00	0.00	0.00	0.00
10R000 1690 0000 84 000002	PRE-K LUNCH REIMBURSEMENT	0.00	0.00	0.00	0.00	0.00	0.00
10R000 1690 0000 84 000003	PRE-K FOOD REIMBURSMENT	0.00	0.00	0.00	0.00	0.00	0.00
10R000 1690 0000 84 000004	FOODSERVICE REIMBURSEMENT	500.00	0.00	1,398.32	-898.32	1,815.80	279.66
10R000 1690 0000 84 000005	FOODSERVICE GRANTS	0.00	0.00	0.00	0.00	0.00	0.00
10R000 1690 0000 84 000006	FOODSERVICE INSURANCE CLAIM	0.00	0.00	0.00	0.00	0.00	0.00
10R000 1711 0000 00 000001	ADAMS ATHLETIC ADMISSIONS	3,000.00	0.00	10,479.00	-7,479.00	3,851.09	349.30
10R000 1711 0000 00 000004	ATHL EVENTS,IHSA-JR INV.	7,000.00	2,253.00	4,598.00	2,402.00	10,516.11	65.69
10R000 1711 0000 00 000005	ATHLETIC DONATIONS	5,000.00	0.00	0.00	5,000.00	19,600.00	0.00
10R000 1711 0000 00 000006	ADAMS ATHLETIC DONATIONS	0.00	0.00	0.00	0.00	19,638.90	0.00
10R000 1711 0000 00 000007	HS ATHLETIC PARTICIPATION FEES	0.00	0.00	0.00	0.00	0.00	0.00
10R000 1711 0000 00 000008	JH ATHLETIC PARTICIPATION FEES	0.00	0.00	0.00	0.00	0.00	0.00
10R000 1711 0000 01 000000	HS FOOTBALL ADMISSION	33,000.00	0.00	36,620.50	-3,620.50	31,566.00	110.97

FDTLOC	FUNC	OBJ	SJ	SOURCE	Account Level Description	2022-23 Original Budget	June 2022-23 Monthly Activity	2022-23 FYTD Activity	2022-23 Available Funds	2021-22 FY Activity	2022-23 FYTD %
10					EDUCATIONAL FUND						
1000					RECEIPTS/REVENUE FROM LOCAL SO						
10R000	1711	0000	04	000000	HS SOCCER ADMISSIONS	4,000.00	0.00	5,028.00	-1,028.00	4,313.00	125.70
10R000	1711	0000	06	000000	HS WRESTLING ADMISSIONS	1,500.00	0.00	2,602.00	-1,102.00	1,023.00	173.47
10R000	1711	0000	11	000000	HS VOLLEYBALL ADMISSIONS	4,500.00	0.00	4,618.00	-118.00	3,676.00	102.62
10R000	1711	0000	15	000000	HS BOYS BASKETBALL ADMISSIONS	25,000.00	0.00	26,840.75	-1,840.75	27,065.00	107.36
10R000	1711	0000	20	000000	JH BOYS BASKETBALL ADMISSIONS	8,000.00	710.00	6,484.95	1,515.05	7,003.00	81.06
10R000	1711	0000	23	000000	JH VOLLEYBALL ADMISSIONS	2,500.00	0.00	2,928.00	-428.00	2,596.00	117.12
10R000	1711	0000	31	000000	HS GIRLS BASKETBALL ADMISSIONS	4,000.00	0.00	8,824.00	-4,824.00	5,501.00	220.60
10R000	1711	0000	40	000000	JH GIRLS BASKETBALL ADMISSIONS	4,000.00	0.00	2,737.00	1,263.00	4,384.00	68.43
10R000	1790	0000	00	000003	STUDENT YEARBOOK: HS	5,000.00	100.00	7,175.00	-2,175.00	4,255.00	143.50
10R000	1790	0000	00	000005		0.00	430.00	430.00	-430.00	0.00	0.00
10R000	1790	0000	00	000008	Lincoln Yearbook	0.00	378.00	988.00	-988.00	0.00	0.00
10R000	1811	0000	00	000001	TEXTBOOK RENTAL: E	35,000.00	274.00	20,238.62	14,761.38	36,434.18	57.82
10R000	1811	0000	00	000002	TEXTBOOK RENTAL: JH	15,000.00	578.00	9,874.39	5,125.61	15,760.93	65.83
10R000	1811	0000	00	000003	TEXTBOOK RENTAL: HS	30,000.00	387.00	22,945.97	7,054.03	32,986.81	76.49
10R000	1812	0000	00	000003	TEXTBOOK RENT: SUMMER SC	0.00	0.00	100.00	-100.00	0.00	0.00
10R000	1920	0000	00	000000	CONTRIB -DONATION	20,000.00	0.00	57,230.00	-37,230.00	14,872.15	286.15
10R000	1920	0000	02	000000	DONATIONS - FOUNDATION GRANT	0.00	0.00	0.00	0.00	484.14	0.00
10R000	1950	0000	00	000000	REFUND OF PRIOR YEAR EXPENDITU	0.00	0.00	0.00	0.00	0.00	0.00
10R000	1950	0000	12	000000	WCSED: Refund	0.00	0.00	0.00	0.00	0.00	0.00
10R000	1970	0000	00	000000	DR.ED BTW FEES	10,000.00	0.00	6,960.00	3,040.00	6,573.00	69.60
10R000	1992	0000	00	000000	SALE OF VOCATIONAL PROJECTS	130,000.00	0.00	186,321.83	-56,321.83	281.48	143.32
10R000	1993	0000	00	000000	RESALE ITEMS,LOCKS,SHOP	5,000.00	30.00	2,713.00	2,287.00	6,009.00	54.26
10R000	1993	0000	00	000001	HS PARKING FEES	5,000.00	15.00	2,412.45	2,587.55	5,201.00	48.25
10R000	1999	0000	00	000000	OTHER	40,000.00	7,476.03	69,766.32	-29,766.32	50,104.98	174.42
10R000	1999	0000	00	000001	FOUNDATION GRANTS	84,680.00	11,917.98	86,917.98	-2,237.98	13,433.78	102.64
10R000	1999	0000	00	000003	AFTER SCHOOL PROGRAMS	85,000.00	2,210.94	98,330.26	-13,330.26	91,300.67	115.68
10R000	1999	0000	00	000005	Chromebook Insurance	0.00	510.00	40,915.94	-40,915.94	12,578.00	0.00
10R000	1999	0000	00	000006	AROTC REVENUE	48,000.00	5,436.46	52,492.91	-4,492.91	24,868.49	109.36
10R000	1999	0000	00	000007	TRAUMA INFORMED GRANT FROM ROE	2,000.00	2,000.00	5,000.00	-3,000.00	0.00	250.00
10R000	1999	0000	02	000000	SETTLEMENT	0.00	0.00	173.00	-173.00	0.00	0.00
10R000	1999	0000	05	000000	E-RATE REFUND	134,400.00	0.00	134,400.00	0.00	160,780.00	100.00
10R000	1999	0000	70	000000	Madigral Revenue	6,000.00	0.00	6,187.00	-187.00	5,770.00	103.12
10R000	1999	0000	80	000000	Spring Musical Revenue	6,000.00	0.00	13,780.00	-7,780.00	7,035.00	229.67
10R107	1999	0000	00	000000	INSURANCE CLAIM JEFFERSON LIBR	0.00	3,177.99	3,177.99	-3,177.99	0.00	0.00
10R303	1999	0000	00	000005	MHS Activity Class Fees	0.00	0.00	35.00	-35.00	0.00	0.00
10R---	1---	----	--	------		19,259,780.00	117,379.74	20,003,962.18	-744,182.18	19,767,753.89	103.86

FDTLOC	FUNC	OBJ	SJ	SOURCE	Account Level Description	2022-23 Original Budget	June 2022-23 Monthly Activity	2022-23 FYTD Activity	2022-23 Available Funds	2021-22 FY Activity	2022-23 FYTD %
10					EDUCATIONAL FUND						
3000					RECEIPTS/REVENUE FROM STATE SO						
10R000	3001	0000	00	000000	EVIDENCED BASED FUNDING	11,787,044.00	1,071,543.71	11,790,290.58	-3,246.58	10,891,215.96	100.03
10R000	3001	0000	00	000022	EBF Recalculation	0.00	0.00	0.00	0.00	215,978.00	0.00
10R000	3100	0000	12	000000	PRIVATE FACILITY TUITION	40,000.00	0.00	54,252.22	-14,252.22	41,920.18	135.63
10R000	3120	0000	12	000000	WCSED: ORPHANAGE	92,192.00	0.00	98,328.00	-6,136.00	114,912.76	106.66
10R000	3220	0000	21	000000	WCRVS STIPENDS/TUITION	78,000.00	80,570.00	80,570.00	-2,570.00	81,155.65	103.29
10R000	3235	0000	00	000000	AGRICULTURE EDUCATION	15,000.00	1,749.00	17,544.00	-2,544.00	12,747.00	116.96
10R000	3299	0000	21	000000	WCRVS: AGRICULTURE	0.00	0.00	0.00	0.00	0.00	0.00
10R000	3360	0000	84	000000	STATE REIMB: LUNCH & BKFST	30,000.00	609.12	5,504.76	24,495.24	28,639.22	18.35
10R000	3370	0000	10	000000	DRIVER EDUCATION	40,000.00	9,887.09	50,820.58	-10,820.58	41,716.19	127.05
10R000	3999	0000	01	000000	OTHER ST.LIB GRANT	3,300.00	3,139.80	3,139.80	160.20	3,639.01	95.15
10R000	3999	0000	03	000000	PREMIUMS VOC AGRICULTURE FAIR	150.00	0.00	0.00	150.00	160.88	0.00
10R000	3999	0000	06	000000	ISL LIBRARY GRANT	1,149.00	0.00	1,148.19	0.81	23,723.69	99.93
10R---	3---	----	--	------		12,086,835.00	1,167,498.72	12,101,598.13	-14,763.13	11,455,808.54	100.12
4000					RECEIPTS/REVENUE FROM FEDERAL						
10R000	4210	0000	84	000000	FED REIMB REG,FREE LUNCH	850,000.00	87,808.77	1,143,959.62	-293,959.62	1,376,705.54	134.58
10R000	4220	0000	84	000000	FEDERAL REIMB BRKF	250,000.00	26,257.92	297,644.19	-47,644.19	326,248.05	119.06
10R000	4225	0000	84	000000	Summer Food Service Program	0.00	0.00	0.00	0.00	29,324.39	0.00
10R000	4260	0000	84	000000	Food Service-Equipment Grant	0.00	0.00	0.00	0.00	0.00	0.00
10R000	4299	0000	84	000000	Supply Chain Assistance Funds	0.00	0.00	0.00	0.00	71,025.84	0.00
10R000	4300	0000	30	000000	TITLE I REVENUE	1,800,000.00	240,759.00	1,729,931.00	70,069.00	1,988,689.00	96.11
10R936	4300	0000	00	000000	TITLE I SIP	25,000.00	561.00	32,877.00	-7,877.00	28,370.00	131.51
10R000	4600	0000	00	000000	IDEA-PS	27,728.00	4,392.00	29,029.00	-1,301.00	38,401.00	104.69
10R000	4605	0000	00	000000	IDEA PS ARP	19,324.00	6,642.00	19,324.00	0.00	0.00	100.00
10R000	4620	0000	00	000000	IDEA FT	1,051,378.00	441,603.00	1,067,812.00	-16,434.00	1,217,174.00	101.56
10R000	4630	0000	00	000000	IDEA FT ARP	195,730.00	63,178.00	195,730.00	0.00	0.00	100.00
10R000	4991	0000	00	000000	ADMIN OUTREACH REVENUE	40,000.00	19,392.99	62,323.46	-22,323.46	65,046.60	155.81
10R941	4998	0000	00	000000	McKinney Vento Homeless Grant	79,512.00	6,628.00	71,274.00	8,238.00	1,035.00	89.64
10R000	4999	0000	01	000000	PUB AID-FEE FOR SERV	10,000.00	1,979.54	3,030.90	6,969.10	5,234.92	30.31
10R000	4999	0000	21	000000	WCRVS:PERKINS,SP NDS,TUT	0.00	0.00	0.00	0.00	0.00	0.00
10R000	4999	0000	30	000000	ESSER TITLE GRANT	0.00	0.00	0.00	0.00	17,176.00	0.00
10R951	4999	0000	00	000000	DIGITAL EQUITY GRANT	0.00	0.00	0.00	0.00	0.00	0.00
10R952	4999	0000	00	000000	DIGITAL EQUITY II	0.00	0.00	0.00	0.00	206,434.00	0.00
10R953	4999	0000	00	000000	Digital Equity 3	0.00	494.00	574,205.00	-574,205.00	0.00	0.00
10R960	4999	0000	00	000000	ESSER II GRANT	1,857,000.00	262,606.00	1,345,952.00	511,048.00	776,967.00	72.48

FDTLOC FUNC OBJ SJ SOURCE	Account Level Description	2022-23 Original Budget	June 2022-23 Monthly Activity	2022-23 FYTD Activity	2022-23 Available Funds	2021-22 FY Activity	2022-23 FYTD %
10	EDUCATIONAL FUND						
4000	RECEIPTS/REVENUE FROM FEDERAL						
10R965 4999 0000 00 000000	ESSER III GRANT	1,140,000.00	50,722.00	534,793.00	605,207.00	625,913.50	46.91
10R--- 4--- ---- -- ------		7,345,672.00	1,213,024.22	7,107,885.17	237,786.83	6,773,744.84	96.76
7000							
10R000 7110 0000 20 000000	PERMANENT XFER FROM OM	0.00	0.00	0.00	0.00	0.00	0.00
10R000 7110 0000 40 000000	PERMANENT XFER FROM TRANSPORTA	0.00	0.00	0.00	0.00	0.00	0.00
10R000 7110 0000 70 000000	PERMANENT XFER FROM WORKING CA	0.00	0.00	0.00	0.00	0.00	0.00
10R--- 7--- ---- -- ------		0.00	0.00	0.00	0.00	0.00	0.00
10---- ---- ---- -- ------		38,692,287.00	2,497,902.68	39,213,445.48	-521,158.48	37,997,307.27	101.35
20	OPERATIONS & MAINTENANCE FUND						
1000	RECEIPTS/REVENUE FROM LOCAL SO						
20R000 1111 0000 00 000000	PROPRTY TAXES	4,558,100.00	0.00	4,564,908.94	-6,808.94	4,240,876.72	100.15
20R000 1230 0000 00 000000	TAXES: CORP PER PROP REPL	800,000.00	0.00	800,000.00	0.00	350,000.00	100.00
20R000 1510 0000 00 000000	INTEREST: INVESTMENTS	20,000.00	2,745.31	38,152.75	-18,152.75	15,509.12	190.76
20R000 1910 0000 00 000000	RENTAL: BUILDINGS	0.00	0.00	0.00	0.00	0.00	0.00
20R000 1920 0000 00 000000	DONATIONS	0.00	0.00	0.00	0.00	37,500.00	0.00
20R000 1999 0000 00 000000	OTHER	10,000.00	0.00	136,062.80	-126,062.80	10,417.49	1,360.63
20R000 1999 0000 01 000000	INSURANCE CLAIMS	0.00	0.00	0.00	0.00	0.00	0.00
20R000 1999 0000 02 000000	SETTLEMENT	0.00	0.00	0.00	0.00	0.00	0.00
20R107 1999 0000 00 000000	INSURANCE CLAIM JEFFERSON LIBR	0.00	56,077.96	56,077.96	-56,077.96	0.00	0.00
20R--- 1--- ---- -- ------		5,388,100.00	58,823.27	5,595,202.45	-207,102.45	4,654,303.33	103.84
3000	RECEIPTS/REVENUE FROM STATE SO						
20R000 3001 0000 00 000000	EVIDENCE BASED FUNDING	0.00	0.00	0.00	0.00	0.00	0.00
20R000 3705 0000 00 000000	PRE K - ADAMS SCHOOL BLDG	20,000.00	0.00	0.00	20,000.00	20,616.00	0.00
20R000 3925 0000 00 000000	SCHOOL MAINTENANCE GRANT	0.00	0.00	0.00	0.00	0.00	0.00
20R--- 3--- ---- -- ------		20,000.00	0.00	0.00	20,000.00	20,616.00	0.00

FDTLOC FUNC OBJ SJ SOURCE	Account Level Description	2022-23 Original Budget	June 2022-23 Monthly Activity	2022-23 FYTD Activity	2022-23 Available Funds	2021-22 FY Activity	2022-23 FYTD %
20	OPERATIONS & MAINTENANCE FUND						
4000	RECEIPTS/REVENUE FROM FEDERAL						
20R960 4999 0000 00 000000	ESSER II	109,000.00	0.00	852,770.00	-743,770.00	1,109,481.00	782.36
20R965 4999 0000 00 000000	ESSER III	6,793,742.00	248,280.00	4,389,989.00	2,403,753.00	736,920.50	64.62
20R--- 4--- ---- -- ------		6,902,742.00	248,280.00	5,242,759.00	1,659,983.00	1,846,401.50	75.95
7000							
20R000 7110 0000 20 000000	PERMANENT TRANSFER TO O&M	0.00	0.00	0.00	0.00	0.00	0.00
20R--- 7--- ---- -- ------		0.00	0.00	0.00	0.00	0.00	0.00
20---- ---- ---- -- ------		12,310,842.00	307,103.27	10,837,961.45	1,472,880.55	6,521,320.83	88.04
21	O&M LEASE						
1000	RECEIPTS/REVENUE FROM LOCAL SO						
21R000 1111 0000 00 000000	TAXES: CURRENT YR LEVY	53,700.00	0.00	53,777.57	-77.57	1,075.71	100.14
21R000 1510 0000 00 000000	INTEREST ON INVESTMENTS	600.00	30.77	488.68	111.32	461.77	81.45
21R--- 1--- ---- -- ------		54,300.00	30.77	54,266.25	33.75	1,537.48	99.94
21---- ---- ---- -- ------		54,300.00	30.77	54,266.25	33.75	1,537.48	99.94
30	DEBT SERVICE FUND OR FUND GROU						
1000	RECEIPTS/REVENUE FROM LOCAL SO						
30R000 1112 0000 00 000000	TAXES: 1ST PRIOR YR LEVY	1,918,700.00	0.00	1,918,700.00	0.00	1,873,631.40	100.00
30R000 1210 0000 00 000000	TAXES: MOBILE HOME	500.00	0.00	0.00	500.00	0.00	0.00
30R000 1220 0000 00 000000	TAXES: MARION HOUSING	0.00	0.00	0.00	0.00	0.00	0.00
30R000 1510 0000 00 000000	INTEREST: ON INVEST	2,000.00	2.49	2,499.59	-499.59	1,477.34	124.98
30R000 1999 0000 00 000000	Txfr Cap.Lease Principal	0.00	0.00	0.00	0.00	0.00	0.00
30R--- 1--- ---- -- ------		1,921,200.00	2.49	1,921,199.59	0.41	1,875,108.74	100.00

FDTLOC FUNC OBJ SJ SOURCE	Account Level Description	2022-23 Original Budget	June 2022-23 Monthly Activity	2022-23 FYTD Activity	2022-23 Available Funds	2021-22 FY Activity	2022-23 FYTD %
30	DEBT SERVICE FUND OR FUND GROU						
7000							
30R000 7210 0000 00 000000	PRINCIPAL ON BONDS SOLD	0.00	0.00	0.00	0.00	0.00	0.00
30R000 7220 0000 00 000000	PREMIUM ON BONDS SOLD	0.00	0.00	0.00	0.00	0.00	0.00
30R000 7610 0000 00 000000	AS Bond Principal	690,000.00	0.00	690,000.00	0.00	675,000.00	100.00
30R000 7700 0000 00 000000	AS Bond Interest	61,883.00	0.00	61,882.50	0.50	76,935.00	100.00
30R--- 7--- ---- -- ------		751,883.00	0.00	751,882.50	0.50	751,935.00	100.00
30---- ---- ---- -- ------		2,673,083.00	2.49	2,673,082.09	0.91	2,627,043.74	100.00
40	TRANSPORTATION FUND						
1000	RECEIPTS/REVENUE FROM LOCAL SO						
40R000 1113 0000 00 000000	PROPERTY TAXES	1,493,000.00	0.00	1,495,226.09	-2,226.09	1,338,149.08	100.15
40R000 1510 0000 00 000000	INTEREST: INVEST	7,000.00	1,429.55	20,909.08	-13,909.08	7,653.71	298.70
40R000 1950 0000 12 000000	PRIOR YEAR REFUND	0.00	0.00	0.00	0.00	0.00	0.00
40R000 1999 0000 00 000000	TRANS: MISC. REIMB.	1,000.00	0.00	0.00	1,000.00	4,243.84	0.00
40R--- 1--- ---- -- ------		1,501,000.00	1,429.55	1,516,135.17	-15,135.17	1,350,046.63	101.01
3000	RECEIPTS/REVENUE FROM STATE SO						
40R000 3500 0000 00 000000	STATE REIMB: REG	550,000.00	0.00	557,110.11	-7,110.11	560,630.63	101.29
40R--- 3--- ---- -- ------		550,000.00	0.00	557,110.11	-7,110.11	560,630.63	101.29
4000	RECEIPTS/REVENUE FROM FEDERAL						
40R960 4999 0000 00 000000	ESSER II	54,710.00	0.00	50,390.00	4,320.00	54,710.00	92.10
40R965 4999 0000 00 000000	ESSER 3	55,000.00	0.00	0.00	55,000.00	0.00	0.00
40R--- 4--- ---- -- ------		109,710.00	0.00	50,390.00	59,320.00	54,710.00	45.93
40---- ---- ---- -- ------		2,160,710.00	1,429.55	2,123,635.28	37,074.72	1,965,387.26	98.28

FDTLOC FUNC OBJ SJ SOURCE	Account Level Description	2022-23 Original Budget	June 2022-23 Monthly Activity	2022-23 FYTD Activity	2022-23 Available Funds	2021-22 FY Activity	2022-23 FYTD %
50	SOCIAL SECURITY/MEDICARE						
1000	RECEIPTS/REVENUE FROM LOCAL SO						
50R000 1150 0000 00 000000	PROPERTY TAXES - SOCIAL SECURI	666,840.00	0.00	667,825.97	-985.97	501,000.59	100.15
50R000 1510 0000 00 000000	INTEREST: CHECKING	2,500.00	293.77	4,675.50	-2,175.50	1,984.50	187.02
50R--- 1--- ---- -- ------		669,340.00	293.77	672,501.47	-3,161.47	502,985.09	100.47
50---- ---- ---- -- ------		669,340.00	293.77	672,501.47	-3,161.47	502,985.09	100.47
51	ILLINOIS MUNICIPAL RETIREMENT						
1000	RECEIPTS/REVENUE FROM LOCAL SO						
51R000 1114 0000 00 000000	Property Taxes - IMRF	666,840.00	0.00	667,825.98	-985.98	487,044.03	100.15
51R000 1230 0000 00 000000	TAXES: CORP PERS PROP REPLMT	55,000.00	0.00	55,000.00	0.00	50,000.00	100.00
51R000 1510 0000 00 000000	INTEREST ON INVESTMENTS	1,700.00	446.90	5,363.33	-3,663.33	1,699.07	315.49
51R--- 1--- ---- -- ------		723,540.00	446.90	728,189.31	-4,649.31	538,743.10	100.64
51---- ---- ---- -- ------		723,540.00	446.90	728,189.31	-4,649.31	538,743.10	100.64
60	CAPITAL PROJECTS FUND OR FUND						
1000	RECEIPTS/REVENUE FROM LOCAL SO						
60R000 1510 0000 00 000000	INTEREST	9,000.00	3,440.86	34,198.58	-25,198.58	10,100.27	379.98
60R000 1983 0000 00 000000	SALES TAX	2,700,000.00	568,166.31	3,653,571.40	-953,571.40	3,428,241.80	135.32
60R--- 1--- ---- -- ------		2,709,000.00	571,607.17	3,687,769.98	-978,769.98	3,438,342.07	136.13
3000	RECEIPTS/REVENUE FROM STATE SO						
60R000 3925 0000 00 000000	SCHOOL MAINTENANCE GRANT	50,000.00	0.00	50,000.00	0.00	50,000.00	100.00
60R--- 3--- ---- -- ------		50,000.00	0.00	50,000.00	0.00	50,000.00	100.00
4000	RECEIPTS/REVENUE FROM FEDERAL						
60R000 4999 0000 00 000000	FEMA Lincoln Safe Room	0.00	0.00	0.00	0.00	0.00	0.00
60R--- 4--- ---- -- ------		0.00	0.00	0.00	0.00	0.00	0.00

FDTLOC FUNC OBJ SJ SOURCE	Account Level Description	2022-23 Original Budget	June 2022-23 Monthly Activity	2022-23 FYTD Activity	2022-23 Available Funds	2021-22 FY Activity	2022-23 FYTD %
60	CAPITAL PROJECTS FUND OR FUND						
0000							
60---- ---- ---- -- ------		2,759,000.00	571,607.17	3,737,769.98	-978,769.98	3,488,342.07	135.48
70	WORKING CASH FUND						
1000	RECEIPTS/REVENUE FROM LOCAL SO						
70R000 1115 0000 00 000000	PROPERTY TAXES	860.00	0.00	865.44	-5.44	836.93	100.63
70R000 1510 0000 00 000000	INTEREST: INVEST	30.00	7.94	98.60	-68.60	40.31	328.67
70R--- 1--- ---- -- ------		890.00	7.94	964.04	-74.04	877.24	108.32
70---- ---- ---- -- ------		890.00	7.94	964.04	-74.04	877.24	108.32
80	TORT IMMUNITY AND JUDGMENT FUN						
1000	RECEIPTS/REVENUE FROM LOCAL SO						
80R000 1120 0000 00 000000	PROPERTY TAXES	721,500.00	0.00	722,655.36	-1,155.36	699,205.95	100.16
80R000 1510 0000 00 000000	INTEREST ON INVESTMENTS	1,500.00	335.17	3,886.96	-2,386.96	1,249.30	259.13
80R000 1999 0000 00 000000	REFUND ON WORKERS COMP	0.00	0.00	0.00	0.00	1,839.00	0.00
80R000 1999 0000 00 000001	OTHER	0.00	0.00	38,500.00	-38,500.00	0.00	0.00
80R--- 1--- ---- -- ------		723,000.00	335.17	765,042.32	-42,042.32	702,294.25	105.81
80---- ---- ---- -- ------		723,000.00	335.17	765,042.32	-42,042.32	702,294.25	105.81
90	FIRE PREVENTION AND SAFETY FUN						
1000	RECEIPTS/REVENUE FROM LOCAL SO						
90R000 1118 0000 00 000000	PROPERTY TAXES	248,700.00	0.00	249,167.21	-467.21	212,790.10	100.19
90R000 1510 0000 00 000000	INTEREST: ON INVEST	1,500.00	574.67	7,786.21	-6,286.21	6,657.22	519.08
90R--- 1--- ---- -- ------		250,200.00	574.67	256,953.42	-6,753.42	219,447.32	102.70

FDTLOC FUNC OBJ SJ SOURCE	Account Level Description	2022-23 Original Budget	June 2022-23 Monthly Activity	2022-23 FYTD Activity	2022-23 Available Funds	2021-22 FY Activity	2022-23 FYTD %
90	FIRE PREVENTION AND SAFETY FUN						
3000	RECEIPTS/REVENUE FROM STATE SO						
90R000 3925 0000 00 000000	MAINTENANCE GRANT	0.00	0.00	0.00	0.00	0.00	0.00
90R--- 3--- ---- -- ------		0.00	0.00	0.00	0.00	0.00	0.00
7000							
90R000 7210 0000 00 000000	SALE OF HLS BONDS	0.00	0.00	0.00	0.00	0.00	0.00
90R--- 7--- ---- -- ------		0.00	0.00	0.00	0.00	0.00	0.00
90---- ---- ---- -- ------		250,200.00	574.67	256,953.42	-6,753.42	219,447.32	102.70
Grand Revenue Totals		61,017,192.00	3,379,734.38	61,063,811.09	-46,619.09	54,565,285.65	100.08

Number of Accounts: 155

********** End of report **********

Account Number	Account Level Description Account Number	2022-23 Original Budget	June 2022-23 Monthly Activity	2022-23 FYTD Activity	2022-23 Available Funds	Encumbered Amount	2021-22 FY Activity	2022-23 FYTD %
10	EDUCATIONAL FUND							
10E000 1101 1120 00 000002	CONTRACT EXTENSION 1400	70,000.00	0.00	63,027.90	6,972.10	0.00	68,600.00	90.04
10E105 1101 1120 00 000000	ADAMS TEACHER SALARY	830,000.00	65,701.58	795,688.81	34,311.19	0.00	809,950.52	95.87
10E107 1101 1120 00 000000	JEFFERSON TEACHER SALARY	900,000.00	80,009.72	918,635.00	-18,635.00	0.00	857,140.98	102.07
10E108 1101 1120 00 000000	LINCOLN TEACHER SALARY	1,800,000.00	155,900.02	1,868,909.24	-68,909.24	0.00	1,936,169.30	103.83
10E109 1101 1120 00 000000	LONGFELLOW TEACHER SALARY	870,000.00	71,285.80	842,302.84	27,697.16	0.00	880,397.74	96.82
10E110 1101 1120 00 000000	WASHINGTON TEACHER SALARY	1,700,000.00	166,792.90	1,715,888.95	-15,888.95	0.00	1,643,340.72	100.93
10E105 1101 1130 00 000000	ADAMS SALARY INCREMENT	7,000.00	527.00	6,292.36	707.64	0.00	6,107.48	89.89
10E107 1101 1130 00 000000	JEFFERSON SALARY INCREMENT	1,300.00	0.00	0.00	1,300.00	0.00	0.00	0.00
10E108 1101 1130 00 000000	LINCOLN SALARY INCREMENT	1,300.00	0.00	0.00	1,300.00	0.00	20.10	0.00
10E109 1101 1130 00 000000	LONGFELLOW SALARY INCREMENT	1,300.00	0.00	0.00	1,300.00	0.00	0.00	0.00
10E110 1101 1130 00 000000	WASHINGTON SALARY INCREMENT	1,500.00	0.00	0.00	1,500.00	0.00	30.00	0.00
10E107 1101 1140 00 000000	JEFFERSON AFTER SCHOOL TUTO	0.00	0.00	0.00	0.00	0.00	0.00	0.00
10E108 1101 1140 00 000000	LINCOLN AFTER SCHOOL TUTORS	0.00	0.00	0.00	0.00	0.00	0.00	0.00
10E109 1101 1140 00 000000	LONGFELLOW AFTER SCHOOL TUT	100.00	0.00	0.00	100.00	0.00	0.00	0.00
10E110 1101 1140 00 000000	WASHINGTON AFTER SCHOOL TUT	9,000.00	0.00	9,514.67	-514.67	0.00	8,787.12	105.72
10E000 1101 1150 00 000000	ELEM REGISTRATION SALARY	500.00	0.00	0.00	500.00	0.00	242.12	0.00
10E105 1101 1150 00 000000	ADAMS MEDIA AIDE	16,500.00	341.90	15,191.58	1,308.42	0.00	13,916.02	92.07
10E105 1101 1150 00 000001	ELEM TEACHER AIDE	0.00	0.00	0.00	0.00	0.00	0.00	0.00
10E107 1101 1150 00 000000	JEFFERSON MEDIA AIDE	18,000.00	0.00	16,385.32	1,614.68	0.00	15,135.63	91.03
10E108 1101 1150 00 000000	LINCOLN MEDIA AIDE	0.00	0.00	0.00	0.00	0.00	0.00	0.00
10E109 1101 1150 00 000000	LONGFELLOW MEDIA AIDE	16,500.00	0.00	14,491.40	2,008.60	0.00	14,138.99	87.83
10E110 1101 1150 00 000000	WASHINGTON MEDIA AIDE	17,000.00	0.00	14,892.43	2,107.57	0.00	19,074.02	87.60
10E000 1101 1200 00 000000	ELEM SUB TEACHER	17,000.00	0.00	4,487.50	12,512.50	0.00	13,510.00	26.40
10E105 1101 1200 00 000000	ADAMS SUB TEACHER	30,000.00	3,630.00	39,180.00	-9,180.00	0.00	24,001.25	130.60
10E107 1101 1200 00 000000	JEFFERSON SUB TEACHER	35,000.00	2,942.50	37,823.75	-2,823.75	0.00	30,966.88	108.07
10E108 1101 1200 00 000000	LINCOLN SUB TEACHER	70,000.00	6,630.00	67,055.00	2,945.00	0.00	66,216.25	95.79
10E109 1101 1200 00 000000	LONGFELLOW SUB TEACHER	40,000.00	3,482.50	24,028.75	15,971.25	0.00	35,328.13	60.07
10E110 1101 1200 00 000000	WASHINGTON SUB TEACHER	78,000.00	8,130.00	69,225.00	8,775.00	0.00	74,428.75	88.75
10E105 1101 1250 00 000000	ADAMS MEDIA AIDE SUB	500.00	0.00	36.00	464.00	0.00	228.00	7.20
10E107 1101 1250 00 000000	JEFFERSON MEDIA AIDE SUB	1,500.00	0.00	1,674.00	-174.00	0.00	1,537.50	111.60
10E108 1101 1250 00 000000	LINCOLN MEDIA AIDE SUB	2,000.00	0.00	188.00	1,812.00	0.00	2,121.00	9.40
10E109 1101 1250 00 000000	LONGFELLOW MEDIA AIDE SUB	1,000.00	0.00	1,530.00	-530.00	0.00	900.00	153.00
10E110 1101 1250 00 000000	WASHINGTON MEDIA AIDE SUB	500.00	0.00	0.00	500.00	0.00	442.00	0.00
10E105 1101 1300 00 000000	ADAMS SALARY EXTRA	2,000.00	225.00	5,301.30	-3,301.30	0.00	2,199.90	265.07
10E107 1101 1300 00 000000	JEFFERSON SALARY EXTRA	1,600.00	255.00	3,581.70	-1,981.70	0.00	422.70	223.86
10E108 1101 1300 00 000000	LINCOLN SALARY EXTRA	4,800.00	0.00	4,374.00	426.00	0.00	1,334.40	91.13
10E109 1101 1300 00 000000	LONGFELLOW SALARY EXTRA	2,000.00	20.10	2,709.60	-709.60	0.00	575.40	135.48
10E110 1101 1300 00 000000	WASHINGTON SALARY EXTRA	4,000.00	240.00	8,068.80	-4,068.80	0.00	4,682.70	201.72

Account Number	Account Level Description	2022-23 Original Budget	June 2022-23 Monthly Activity	2022-23 FYTD Activity	2022-23 Available Funds	Encumbered Amount	2021-22 FY Activity	2022-23 FYTD %
10	EDUCATIONAL FUND							
10E000 1101 2100 00 000002	CONTRACT EXT TRS	0.00	0.00	3.22	-3.22	0.00	39.65	0.00
10E107 1101 2100 00 000000	JEFFERSON TRS-R	0.00	0.00	492.39	-492.39	0.00	16.42	0.00
10E108 1101 2100 00 000000	LINCOLN TRS-R	0.00	0.00	0.00	0.00	0.00	0.00	0.00
10E109 1101 2100 00 000000	LONGFELLOW TRS-R	0.00	0.00	2.32	-2.32	0.00	0.00	0.00
10E110 1101 2100 00 000000	WASHINGTON TRS-R	0.00	0.00	0.00	0.00	0.00	39.09	0.00
10E000 1101 2110 00 000000	ELEM TEACHER RETIREMENT	3,410.00	0.00	0.00	3,410.00	0.00	3,403.28	0.00
10E000 1101 2110 00 000002	CONTRACT EXT TRS	8,000.00	0.00	6,199.74	1,800.26	0.00	6,785.50	77.50
10E105 1101 2110 00 000000	ADAMS TRS	89,000.00	19,672.46	79,226.92	9,773.08	0.00	81,549.25	89.02
10E107 1101 2110 00 000000	JEFFERSON TRS	87,000.00	23,221.73	93,327.64	-6,327.64	0.00	85,640.73	107.27
10E108 1101 2110 00 000000	LINCOLN TRS	198,000.00	46,256.01	185,411.19	12,588.81	0.00	191,819.49	93.64
10E109 1101 2110 00 000000	LONGFELLOW TRS	90,000.00	21,152.73	84,870.73	5,129.27	0.00	86,760.18	94.30
10E110 1101 2110 00 000000	WASHINGTON TRS	178,000.00	42,720.76	172,310.33	5,689.67	0.00	161,589.68	96.80
10E000 1101 2120 00 000000	ELEM IMRF	0.00	0.00	0.00	0.00	0.00	4.47	0.00
10E000 1101 2120 00 000002		0.00	0.00	16.49	-16.49	0.00	0.00	0.00
10E105 1101 2120 00 000000	ADAMS IMRF	850.00	16.11	716.27	133.73	0.00	655.71	84.27
10E107 1101 2120 00 000000	JEFFERSON IMRF	1,050.00	0.00	776.43	273.57	0.00	713.17	73.95
10E108 1101 2120 00 000000	LINCOLN IMRF	0.00	0.00	-0.01	0.01	0.00	0.00	0.00
10E109 1101 2120 00 000000	LONGFELLOW IMRF	830.00	0.00	682.83	147.17	0.00	666.24	82.27
10E110 1101 2120 00 000000	WASHINGTON IMRF	1,300.00	0.00	1,150.08	149.92	0.00	1,312.81	88.47
10E000 1101 2170 00 000000	ELEM TRS .58%	50.00	0.00	24.57	25.43	0.00	78.30	49.14
10E000 1101 2170 00 000002	CONTRACT EXT .58%	500.00	0.00	399.35	100.65	0.00	439.04	79.87
10E105 1101 2170 00 000000	ADAMS TRS .58%	6,000.00	1,288.20	5,320.00	680.00	0.00	5,474.25	88.67
10E107 1101 2170 00 000000	JEFFERSON TRS .58%	6,000.00	1,515.09	6,229.65	-229.65	0.00	5,728.56	103.83
10E108 1101 2170 00 000000	LINCOLN TRS .58%	13,000.00	3,022.37	12,337.12	662.88	0.00	12,664.38	94.90
10E109 1101 2170 00 000000	LONGFELLOW TRS .58%	6,500.00	1,383.17	5,584.43	915.57	0.00	5,818.81	85.91
10E110 1101 2170 00 000000	WASHINGTON TRS .58%	12,000.00	2,796.04	11,497.98	502.02	0.00	10,887.15	95.82
10E105 1101 2220 00 000000	ADAMS HEALTH INSURANCE	179,000.00	15,231.54	179,010.46	-10.46	0.00	131,069.95	100.01
10E105 1101 2220 00 000001	ADAMS HEALTH INS AIDE	0.00	0.00	0.00	0.00	0.00	0.00	0.00
10E107 1101 2220 00 000000	JEFFERSON HEALTH INSURANCE	117,000.00	7,738.88	109,835.21	7,164.79	0.00	111,572.26	93.88
10E108 1101 2220 00 000000	LINCOLN HEALTH INSURANCE	306,200.00	24,821.28	298,392.88	7,807.12	0.00	278,124.91	97.45
10E109 1101 2220 00 000000	LONGFELLOW HEALTH INSURANCE	115,000.00	10,225.54	129,378.14	-14,378.14	0.00	118,028.28	112.50
10E110 1101 2220 00 000000	WASHINGTON HEALTH INSURANCE	191,000.00	16,177.98	197,714.10	-6,714.10	0.00	188,098.32	103.52
10E000 1101 2250 00 000000	ELEM TRS HEALTH INS	2,110.00	0.00	28.37	2,081.63	0.00	2,198.26	1.34
10E000 1101 2250 00 000002	CONTRACT EXT TRS HEALTH	1,300.00	0.00	1,081.64	218.36	0.00	1,183.84	83.20
10E105 1101 2250 00 000000	ADAMS TRS HEALTH INS	15,500.00	3,453.90	14,062.22	1,437.78	0.00	14,380.69	90.72
10E107 1101 2250 00 000000	JEFFERSON TRS HEALTH INS	15,500.00	4,070.69	16,522.38	-1,022.38	0.00	15,153.61	106.60
10E108 1101 2250 00 000000	LINCOLN TRS HEALTH INS	36,000.00	8,113.63	32,779.68	3,220.32	0.00	33,748.78	91.05
10E109 1101 2250 00 000000	LONGFELLOW TRS HEALTH INSUR	16,000.00	3,711.49	14,931.49	1,068.51	0.00	15,369.19	93.32

Account Number	Account Level Description Account Number	2022-23 Original Budget	June 2022-23 Monthly Activity	2022-23 FYTD Activity	2022-23 Available Funds	Encumbered Amount	2021-22 FY Activity	2022-23 FYTD %
10	EDUCATIONAL FUND							
10E110 1101 2250 00 000000	WASHINGTON TRS HEALTH INS	31,000.00	7,498.86	30,501.10	498.90	0.00	28,681.69	98.39
10E000 1101 3190 00 000000	ELEM OTHER PURCHASED SERV	18,000.00	0.00	7,131.12	10,868.88	0.00	7,042.01	39.62
10E105 1101 3190 00 000000	ADAMS OTHER PURCHASED SERVI	2,000.00	300.00	1,237.50	762.50	0.00	1,575.00	61.88
10E107 1101 3190 00 000000	JEFFERSON OTHER PURCHASED S	500.00	0.00	0.00	500.00	0.00	0.00	0.00
10E108 1101 3190 00 000000	LINCOLN OTHER PURCHASED SER	1,500.00	0.00	813.48	686.52	0.00	299.00	54.23
10E109 1101 3190 00 000000	LONGFELLOW OTHER PURCHASED	200.00	0.00	0.00	200.00	0.00	0.00	0.00
10E110 1101 3190 00 000000	WASHINGTON OTHER PURCHASED	500.00	0.00	813.48	-313.48	0.00	0.00	162.70
10E105 1101 3230 00 000000	ADAMS EQUIP MAINT/USAGE	200.00	0.00	0.00	200.00	0.00	0.00	0.00
10E107 1101 3230 00 000000	JEFFERSON EQUIP MAINT/USAGE	200.00	0.00	0.00	200.00	0.00	0.00	0.00
10E108 1101 3230 00 000000	LINCOLN EQUIP MAINT/USAGE	200.00	0.00	0.00	200.00	0.00	0.00	0.00
10E109 1101 3230 00 000000	LONGFELLOW EQUIP MAINT/USAG	200.00	0.00	0.00	200.00	0.00	0.00	0.00
10E110 1101 3230 00 000000	WASHINGTON EQUIP MAINT/USAG	200.00	0.00	0.00	200.00	0.00	195.55	0.00
10E105 1101 3320 00 000000	ADAMS TRAVEL	2,000.00	332.09	1,696.81	303.19	0.00	2,022.24	84.84
10E107 1101 3320 00 000000	JEFFERSON TRAVEL	1,000.00	0.00	601.00	302.00	0.00	894.00	60.10
10E108 1101 3320 00 000000	LINCOLN TRAVEL	1,000.00	0.00	1,266.47	-266.47	0.00	317.41	126.65
10E109 1101 3320 00 000000	LONGFELLOW TRAVEL	1,200.00	51.09	613.13	586.87	0.00	1,010.39	51.09
10E110 1101 3320 00 000000	WASHINGTON TRAVEL	1,200.00	155.04	2,659.80	-1,734.80	275.00	1,087.50	221.65
10E000 1101 3400 00 000000	ELEM COMMUNICATION/POSTAGE	0.00	0.00	0.00	0.00	0.00	0.00	0.00
10E105 1101 3400 00 000000	ADAMS POSTAGE	1,100.00	0.00	879.49	220.51	0.00	946.07	79.95
10E107 1101 3400 00 000000	JEFFERSON POSTAGE	1,100.00	0.00	421.20	678.80	0.00	961.30	38.29
10E108 1101 3400 00 000000	LINCOLN POSTAGE	2,000.00	0.00	648.29	1,351.71	0.00	1,897.13	32.41
10E109 1101 3400 00 000000	LONGFELLOW POSTAGE	2,000.00	300.00	300.00	1,700.00	0.00	577.07	15.00
10E110 1101 3400 00 000000	WASHINGTON POSTAGE	2,000.00	0.00	622.85	1,377.15	0.00	1,667.99	31.14
10E105 1101 3600 00 000000	ADAMS COPIER	4,000.00	225.42	3,271.95	728.05	0.00	2,998.29	81.80
10E107 1101 3600 00 000000	JEFFERSON COPIER	4,500.00	353.17	5,068.58	-568.58	0.00	4,415.85	112.64
10E108 1101 3600 00 000000	LINCOLN COPIER	6,000.00	457.43	6,463.98	-463.98	0.00	5,180.82	107.73
10E109 1101 3600 00 000000	LONGFELLOW COPIER	3,500.00	207.58	3,054.42	445.58	0.00	2,984.61	87.27
10E110 1101 3600 00 000000	WASHINGTON COPIER	6,000.00	447.10	6,367.92	-367.92	0.00	5,338.06	106.13
10E000 1101 4100 00 000000	ELEM SUPPLIES	60,000.00	0.00	10,561.44	-19,407.32	68,845.88	50,472.74	17.60
10E000 1101 4100 00 000001	DONATION SUPPLIES	18,000.00	594.18	7,199.43	11,382.57	0.00	5,760.41	38.74
10E105 1101 4100 00 000000	ADAMS SUPPLIES	15,000.00	293.70	15,725.86	-867.48	379.99	10,365.47	103.20
10E107 1101 4100 00 000000	JEFFERSON SUPPLIES	15,000.00	0.00	12,551.61	2,979.89	0.00	9,228.02	80.81
10E108 1101 4100 00 000000	LINCOLN SUPPLIES	20,000.00	429.02	21,393.14	-1,089.95	0.00	20,003.80	105.37
10E109 1101 4100 00 000000	LONGFELLOW SUPPLIES	14,000.00	27.70	15,343.60	-1,650.96	513.00	12,762.98	108.01
10E109 1101 4100 00 000001	Strive Classroom Supplies	0.00	309.46	7,868.02	-7,868.02	0.00	0.00	0.00
10E110 1101 4100 00 000000	WASHINGTON SUPPLIES	20,000.00	496.23	19,424.42	632.37	0.00	20,487.19	96.85
10E105 1101 4140 00 000000	ADAMS INSTRUMENTAL MUSIC	7,500.00	0.00	3,095.20	5,275.77	0.00	4,478.20	36.98
10E000 1101 4200 00 000000	ELEM TEXTBOOKS	6,000.00	0.00	0.00	6,000.00	0.00	0.00	0.00

Account Number	Account Level Description Account Number	2022-23 Original Budget	June 2022-23 Monthly Activity	2022-23 FYTD Activity	2022-23 Available Funds	Encumbered Amount	2021-22 FY Activity	2022-23 FYTD %
10	EDUCATIONAL FUND							
10E105 1101 4200 00 000000	ADAMS TEXTBOOKS	1,340.00	0.00	1,339.77	0.23	0.00	0.00	99.98
10E107 1101 4200 00 000000	JEFFERSON TEXTBOOKS	0.00	0.00	0.00	0.00	0.00	0.00	0.00
10E108 1101 4200 00 000000	LINCOLN TEXTBOOKS	0.00	0.00	0.00	0.00	0.00	0.00	0.00
10E109 1101 4200 00 000000	LONGFELLOW TEXTBOOKS	0.00	0.00	0.00	0.00	0.00	0.00	0.00
10E110 1101 4200 00 000000	WASHINGTON TEXTBOOKS	0.00	0.00	0.00	0.00	0.00	0.00	0.00
10E105 1101 5400 00 000000	ADAMS CAPITAL OUTLAY	1,000.00	0.00	1,084.18	-84.18	0.00	0.00	108.42
10E107 1101 5400 00 000000	JEFFERSON CAPITAL OUTLAY	1,000.00	0.00	2,050.94	-1,050.94	0.00	2,122.20	205.09
10E108 1101 5400 00 000000	LINCOLN CAPITAL OUTLAY	2,000.00	0.00	825.00	1,175.00	0.00	0.00	41.25
10E109 1101 5400 00 000000	LONGFELLOW CAPITAL OUTLAY	2,000.00	0.00	0.00	2,000.00	0.00	2,122.20	0.00
10E110 1101 5400 00 000000	WASHINGTON CAPITAL OUTLAY	1,000.00	0.00	0.00	1,000.00	0.00	0.00	0.00
10E105 1101 6400 00 000000	ADAMS DUES FEES	100.00	0.00	0.00	100.00	0.00	53.04	0.00
10E107 1101 6400 00 000000	JEFFERSON DUES FEES	100.00	0.00	0.00	100.00	0.00	0.00	0.00
10E108 1101 6400 00 000000	LINCOLN DUES FEES	100.00	0.00	0.00	100.00	0.00	0.00	0.00
10E109 1101 6400 00 000000	LONGFELLOW DUES FEES	100.00	0.00	0.00	100.00	0.00	0.00	0.00
10E110 1101 6400 00 000000	WASHINGTON DUES FEES	100.00	0.00	0.00	100.00	0.00	0.00	0.00
10E105 1101 8000 00 000000	ADAMS POST RETIRMENT	0.00	0.00	0.00	0.00	0.00	0.00	0.00
10E107 1101 8000 00 000000	JEFFERSON POST RETIRMENT	12,600.00	0.00	12,595.00	5.00	0.00	7,259.00	99.96
10E108 1101 8000 00 000000	LINCOLN POST RETIRMENT	23,900.00	0.00	23,895.00	5.00	0.00	7,712.30	99.98
10E109 1101 8000 00 000000	LONGFELLOW POST RETIREMENT	23,900.00	0.00	23,889.00	11.00	0.00	7,355.00	99.95
10E110 1101 8000 00 000000	WASHINGTON POST RETIRMENT	10,310.00	0.00	10,304.00	6.00	0.00	9,872.23	99.94
10E204 1102 1120 00 000000	JH SALARY	2,910,000.00	264,280.88	2,969,156.21	-59,156.21	0.00	2,965,341.67	102.03
10E204 1102 1130 00 000000	JH TEACHER INCREMENT	40,000.00	2,262.98	26,533.12	13,466.88	0.00	21,705.48	66.33
10E204 1102 1130 00 000001	ROE Soc Emotional Responses	0.00	3,275.00	3,275.00	-3,275.00	0.00	0.00	0.00
10E204 1102 1200 00 000000	JH SUB TEACHER SALARY	60,000.00	11,610.00	90,102.50	-30,102.50	0.00	55,523.75	150.17
10E204 1102 1300 00 000000	JH SALARY EXTRA	70,000.00	5,155.80	59,475.60	10,524.40	0.00	68,778.30	84.97
10E204 1102 2100 00 000001		0.00	11.53	11.53	-11.53	0.00	0.00	0.00
10E204 1102 2110 00 000000	JH TEACHER RETIREMENT	300,000.00	74,793.14	302,998.65	-2,998.65	0.00	306,210.47	101.00
10E204 1102 2110 00 000001		0.00	304.11	304.11	-304.11	0.00	0.00	0.00
10E204 1102 2120 00 000001		0.00	9.42	9.42	-9.42	0.00	0.00	0.00
10E204 1102 2170 00 000000	JH TRS .58%	20,500.00	4,891.71	20,066.71	433.29	0.00	20,049.52	97.89
10E204 1102 2170 00 000001		0.00	19.62	19.62	-19.62	0.00	0.00	0.00
10E204 1102 2220 00 000000	JH HEALTH INSURANCE	500,000.00	41,836.12	509,983.57	-9,983.57	0.00	454,005.77	102.00
10E204 1102 2250 00 000000	JH TRS HEALTH INSURANCE	60,000.00	13,124.72	53,458.97	6,541.03	0.00	54,435.66	89.10
10E204 1102 2250 00 000001		0.00	53.07	53.07	-53.07	0.00	0.00	0.00
10E204 1102 3190 00 000000	JH PURCHASED SERVICES	5,000.00	879.95	1,798.43	3,051.57	150.00	842.21	35.97
10E204 1102 3190 00 000002	Trama Informed Services	0.00	100.00	100.00	-100.00	0.00	0.00	0.00
10E204 1102 3230 00 000000	JH EQUIPMENT MAINTENANCE/US	1,500.00	0.00	1,367.10	132.90	0.00	212.50	91.14
10E204 1102 3320 00 000000	JH TRAVEL	6,000.00	0.00	4,872.37	1,432.84	0.00	6,253.64	77.28

Account Number	Account Level Description Account Number	2022-23 Original Budget	June 2022-23 Monthly Activity	2022-23 FYTD Activity	2022-23 Available Funds	Encumbered Amount	2021-22 FY Activity	2022-23 FYTD %
10	EDUCATIONAL FUND							
10E204 1102 3400 00 000000	JH COMMUNICATION/POSTAGE	5,000.00	0.00	3,344.40	1,655.60	0.00	4,309.21	66.89
10E204 1102 3600 00 000000	JH COPYING	8,000.00	726.07	10,185.10	-2,185.10	0.00	7,846.79	127.31
10E204 1102 4100 00 000000	JH SUPPLIES	40,000.00	864.19	29,263.98	10,411.02	325.00	49,611.40	73.16
10E204 1102 4100 00 000002	TRAUMA-INFORMED SUPPLIES	2,000.00	0.00	2,405.01	-405.01	0.00	0.00	120.25
10E204 1102 4110 00 000000	JH RE-SALE ITEMS	8,000.00	0.00	0.00	8,000.00	0.00	0.00	0.00
10E204 1102 4130 00 000000	JH VOCAL MUSIC	5,000.00	2,022.00	6,460.50	-1,460.50	0.00	4,453.66	129.21
10E204 1102 4140 00 000000	JH INSTRUMENTAL MUSIC	9,000.00	156.00	8,621.67	133.24	245.09	4,202.62	95.80
10E204 1102 4200 00 000000	JH TEXTBOOKS	75,000.00	0.00	0.00	75,000.00	0.00	71,847.33	0.00
10E204 1102 5400 00 000000	JH CAPITAL OUTLAY	2,000.00	0.00	879.97	1,120.03	0.00	955.19	44.00
10E204 1102 5400 00 000001	JH CAPITAL OUTLAY 2500+	0.00	0.00	0.00	0.00	0.00	0.00	0.00
10E204 1102 5440 00 000000	JH CAPITAL OUTLAY MUSIC	11,000.00	0.00	9,760.30	1,239.70	0.00	9,475.30	88.73
10E204 1102 6400 00 000000	JH DUES/FEES	5,000.00	0.00	2,832.00	1,679.00	489.00	2,561.50	56.64
10E204 1102 8000 00 000000	JH POST RETIREMENT	20,940.00	0.00	20,936.00	4.00	0.00	11,359.00	99.98
10E105 1103 1120 00 000000	HS EXT TEACHER SALARY	217,120.00	17,593.32	210,084.08	7,035.92	0.00	203,613.56	96.76
10E303 1103 1120 00 000000	HS SALARY	4,272,000.00	349,637.54	4,076,648.82	195,351.18	0.00	3,928,115.48	95.43
10E303 1103 1130 00 000000	HS SALARY INCREMENT	110,000.00	11,637.00	137,056.25	-27,056.25	0.00	91,408.88	124.60
10E303 1103 1130 00 000001	HS 3 CIRCLE AG GRANT SALARY	7,255.00	1,008.92	7,918.56	-663.56	0.00	7,504.93	109.15
10E303 1103 1130 00 000002	LOCAL 3 CIRCLE AG GRANT SAL	7,775.00	438.58	10,082.48	-2,307.48	0.00	10,191.66	129.68
10E303 1103 1130 00 000003	ED CAREER GRANT STIPEND	1,000.00	0.00	2,000.00	-1,000.00	0.00	0.00	200.00
10E105 1103 1200 00 000000	ADAMS SUB TEACHER	2,500.00	110.00	1,845.00	655.00	0.00	1,107.50	73.80
10E303 1103 1200 00 000000	HS SUB TEACHER	100,000.00	11,380.00	146,345.00	-46,345.00	0.00	91,360.00	146.35
10E303 1103 1300 00 000000	HS SALARY EXTRA	40,000.00	2,918.40	62,179.60	-22,179.60	0.00	37,109.40	155.45
10E303 1103 2100 00 000000	HS TRS-R	0.00	0.00	128.30	-128.30	0.00	833.34	0.00
10E105 1103 2110 00 000000	HS TRS 9.4% Adams	21,500.00	5,220.00	20,879.99	620.01	0.00	20,265.36	97.12
10E303 1103 2110 00 000000	HS TRS 9%	434,000.00	78,477.18	386,131.56	47,868.44	0.00	393,810.31	88.97
10E303 1103 2110 00 000001	HS 3 CIRCLE AG GRANT TRS 9%	950.00	299.35	982.69	-32.69	0.00	916.76	103.44
10E303 1103 2110 00 000002	LOCAL 3 CIRCLE AG GRANT TRS	1,100.00	130.14	758.90	341.10	0.00	802.95	68.99
10E303 1103 2110 00 000003		0.00	0.00	197.80	-197.80	0.00	0.00	0.00
10E303 1103 2120 00 000000	HS IMRF	4,000.00	626.52	7,200.98	-3,200.98	0.00	3,750.69	180.02
10E105 1103 2170 00 000000	HS TRS .58% Adams	1,400.00	337.38	1,353.04	46.96	0.00	1,317.71	96.65
10E303 1103 2170 00 000000	HS TRS .58%	28,000.00	6,583.79	27,184.34	815.66	0.00	25,893.81	97.09
10E303 1103 2170 00 000001	HS 3 CIRCLE AG GRANT .58%	65.00	19.31	63.43	1.57	0.00	59.40	97.58
10E303 1103 2170 00 000002	LOCAL 3 CIRCLE AG GR TRS .5	75.00	8.40	48.96	26.04	0.00	52.14	65.28
10E303 1103 2170 00 000003		0.00	0.00	12.76	-12.76	0.00	0.00	0.00
10E105 1103 2220 00 000000	HS EXT HEALTH INSURANCE	42,000.00	3,489.32	41,554.60	445.40	0.00	37,776.58	98.94
10E303 1103 2220 00 000000	HS HEALTH INSURANCE	666,100.00	55,661.29	672,426.03	-6,326.03	0.00	609,766.82	100.95
10E105 1103 2250 00 000000	HS TRS Health ADAMS	4,000.00	911.35	3,649.24	350.76	0.00	3,541.95	91.23
10E303 1103 2250 00 000000	HS TRS HEALTH INSURANCE	90,000.00	17,703.29	72,213.25	17,786.75	0.00	70,303.46	80.24

Account Number	Account Level Description Account Number	2022-23 Original Budget	June 2022-23 Monthly Activity	2022-23 FYTD Activity	2022-23 Available Funds	Encumbered Amount	2021-22 FY Activity	2022-23 FYTD %
10	EDUCATIONAL FUND							
10E303 1103 2250 00 000001	HS 3 CIRCLE AG GRANT TRS H.	170.00	52.22	171.38	-1.38	0.00	159.98	100.81
10E303 1103 2250 00 000002	LOCAL 3 CIRCLE TRS HEALTH I	190.00	22.70	132.44	57.56	0.00	140.10	69.71
10E303 1103 2250 00 000003		0.00	0.00	34.52	-34.52	0.00	0.00	0.00
10E303 1103 3190 00 000000	HS PURCHASED SERVICES	60,000.00	7,399.50	59,832.18	-12.18	0.00	45,697.88	99.72
10E303 1103 3190 00 000001	HS OTHER PURCHASED SERVICES	5,000.00	0.00	0.00	5,000.00	0.00	1,589.00	0.00
10E303 1103 3190 00 000002	HS TUITION	15,000.00	7,598.20	19,823.20	-4,823.20	0.00	6,955.00	132.15
10E303 1103 3190 00 000004	AG GRANT Purchased Services	0.00	0.00	7,212.00	-7,212.00	0.00	0.00	0.00
10E303 1103 3220 00 000000	HS CLEANING SERVICES	7,000.00	0.00	3,263.00	3,737.00	0.00	4,266.75	46.61
10E303 1103 3230 00 000000	HS EQUIP MAINT/USAGE	1,500.00	0.00	1,500.00	0.00	0.00	0.00	100.00
10E303 1103 3320 00 000000	HS TRAVEL	20,000.00	3,711.61	13,795.47	5,251.36	955.17	7,442.68	68.97
10E303 1103 3400 00 000000	HS COMMUNICATION/POSTAGE	8,000.00	1,496.00	4,464.69	3,535.31	0.00	5,631.87	55.81
10E303 1103 3600 00 000000	HS COPIERS	12,000.00	1,089.57	14,641.45	-2,641.45	0.00	9,472.06	122.01
10E303 1103 3630 00 000000	HS YEARBOOK	20,000.00	0.00	0.00	20,000.00	0.00	38,062.00	0.00
10E000 1103 4100 00 000001	DIST. CLASS/OFF FURN	35,000.00	3,470.35	47,073.85	-9,147.03	0.00	27,749.16	124.12
10E303 1103 4100 00 000000	HS SUPPLIES	120,000.00	1,706.38	126,502.74	-16,163.40	10,071.90	106,129.13	105.06
10E303 1103 4100 00 000003	MHS DR DONATION SUPPLIES	20,000.00	0.00	44,936.80	-104,698.75	79,761.95	8,148.91	224.68
10E303 1103 4100 00 000004	HS AG GRANT SUPPLIES	3,000.00	0.00	0.00	3,127.00	0.00	791.47	0.00
10E303 1103 4100 00 000005	HS SUPPLIESR	8,000.00	3,044.04	7,074.81	925.19	0.00	8,129.30	88.44
10E303 1103 4100 00 000006	HS ED CAREER GRANT SUPPLIES	1,000.00	-16,654.31	-1,370.62	2,370.62	0.00	0.00	-137.06
10E303 1103 4100 00 000009	CTE Supplies	0.00	0.00	3,744.00	-3,744.00	0.00	0.00	0.00
10E303 1103 4110 00 000000	HS RE-SALE ITEMS	4,000.00	0.00	7,555.96	-3,555.96	0.00	4,515.21	188.90
10E303 1103 4130 00 000000	HS VOCAL MUSIC	5,500.00	43.96	3,343.02	2,139.99	16.99	3,274.65	60.78
10E303 1103 4130 00 000001	MADIGRAL EXPENSE	11,300.00	0.00	7,769.13	3,530.87	0.00	3,822.36	68.75
10E303 1103 4130 00 000002	SPRING MUSICAL EXPENSE	20,100.00	6,556.61	20,998.43	2,016.53	0.00	8,802.20	91.24
10E303 1103 4140 00 000000	HS INSTRUMENTAL MUSIC	18,000.00	0.00	7,838.36	11,190.39	300.43	6,669.05	40.55
10E303 1103 4141 00 000000	BAND UNIFORMS	0.00	0.00	0.00	0.00	0.00	0.00	0.00
10E303 1103 4200 00 000000	HS TEXTBOOKS	45,000.00	0.00	37,082.00	-1,890.05	9,808.05	20,378.54	82.40
10E303 1103 5400 00 000000	HS CAPITAL OUTLAY	10,000.00	0.00	3,791.08	6,208.92	0.00	1,847.00	37.91
10E303 1103 5400 00 000004	HS AG GRANT CAPITAL OUTLAY	1,000.00	0.00	0.00	1,000.00	0.00	1,635.19	0.00
10E303 1103 5440 00 000000	HS MUSIC CAPITAL OUTLAY	21,000.00	0.00	0.00	21,000.00	0.00	2,032.45	0.00
10E303 1103 5440 00 000001	HS MUSIC DONATION EQUIP	0.00	0.00	0.00	0.00	0.00	0.00	0.00
10E303 1103 6400 00 000000	HS DUES/FEES	7,000.00	0.00	1,512.98	5,637.02	0.00	758.00	21.16
10E303 1103 8000 00 000000	HS POST RETIREMENT	15,850.00	0.00	15,846.15	3.85	0.00	6,825.00	99.98
10E902 1250 1120 30 000000	TITLE I SALARY	83,915.00	0.00	0.00	83,915.00	0.00	10,684.12	0.00
10E902 1250 1120 30 105000	ADAMS TITLE I SALARY	0.00	0.00	9,223.24	-9,223.24	0.00	48,922.18	0.00
10E902 1250 1120 30 107000	JEFFERSON TITLE I SALARY	0.00	0.00	16,121.12	-16,121.12	0.00	83,411.58	0.00
10E902 1250 1120 30 108000	LINCOLN TITLE I SALARY	0.00	0.00	17,696.96	-17,696.96	0.00	95,709.02	0.00
10E902 1250 1120 30 109000	LONGFELLOW TITLE I SALARY	0.00	0.00	5,606.12	-5,606.12	0.00	85,109.94	0.00

Account Number	Account Level Description Account Number	2022-23 Original Budget	June 2022-23 Monthly Activity	2022-23 FYTD Activity	2022-23 Available Funds	Encumbered Amount	2021-22 FY Activity	2022-23 FYTD %
10	EDUCATIONAL FUND							
10E902 1250 1120 30 110000	WASHINGTON TITLE I SALARY	0.00	0.00	35,554.06	-35,554.06	0.00	180,576.38	0.00
10E930 1250 1120 30 000000	TITLE I: SAL, TEACHER	594,000.00	0.00	300.00	593,700.00	0.00	1,053.88	0.05
10E930 1250 1120 30 105000	ADAMS TITLE I SALARY	0.00	5,158.10	55,597.62	-55,597.62	0.00	8,748.12	0.00
10E930 1250 1120 30 107000	JEFFERSON TITLE I SALARY	0.00	6,017.70	64,193.62	-64,193.62	0.00	15,546.24	0.00
10E930 1250 1120 30 108000	LINCOLN TITLE I SALARY	0.00	17,536.00	179,376.62	-179,376.62	0.00	11,291.60	0.00
10E930 1250 1120 30 109000	LONGFELLOW TITLE I SALARY	0.00	9,291.02	96,926.82	-96,926.82	0.00	14,113.52	0.00
10E930 1250 1120 30 110000	WASHINGTON TITLE I SALARY	0.00	18,859.96	192,394.07	-192,394.07	0.00	24,872.24	0.00
10E935 1250 1120 00 000004	TITLE SIP JH SALARY	0.00	0.00	0.00	0.00	0.00	0.00	0.00
10E935 1250 1120 00 000005	TITLE SIP AD SALARY	0.00	0.00	0.00	0.00	0.00	0.00	0.00
10E960 1250 1120 30 000000	Esser II Salary	469,000.00	111,884.52	498,698.70	-29,698.70	0.00	234,194.50	106.33
10E936 1250 1130 00 000004	Title SIP MJHS Stipend	0.00	0.00	0.00	0.00	0.00	0.00	0.00
10E936 1250 1130 00 000005	Title SIP Adams Stipend	0.00	0.00	0.00	0.00	0.00	0.00	0.00
10E965 1250 1130 30 000000	ESSER III CERT SALARY	568,000.00	38,335.68	255,921.59	312,078.41	0.00	54,548.50	45.06
10E960 1250 1150 30 000000	ESSER 2 SALARIES	31,000.00	25,395.00	65,785.00	-34,785.00	0.00	40,370.00	212.21
10E965 1250 1150 30 000000	ESSER III SALARIES	50,000.00	0.00	133.20	49,866.80	0.00	0.00	0.27
10E940 1250 1190 30 000000	Esser Grant Salary	0.00	0.00	0.00	0.00	0.00	0.00	0.00
10E902 1250 1200 30 105000		0.00	0.00	0.00	0.00	0.00	0.00	0.00
10E930 1250 1200 30 105000		0.00	0.00	0.00	0.00	0.00	0.00	0.00
10E960 1250 1200 30 000000		0.00	0.00	0.00	0.00	0.00	0.00	0.00
10E930 1250 1300 30 000000	TITLE I SUMMER SCHOOL	0.00	0.00	0.00	0.00	0.00	218,426.25	0.00
10E960 1250 1300 30 000000	ESSER 2 SALARIES	2,000.00	0.00	2,565.00	-565.00	0.00	125,819.85	128.25
10E902 1250 2100 30 000000	TITLE I FEDERAL TRS	9,700.00	0.00	0.00	9,700.00	0.00	1,210.49	0.00
10E902 1250 2100 30 105000	AD TITLE I TRS	0.00	0.00	6.61	-6.61	0.00	6,581.25	0.00
10E902 1250 2100 30 107000	JE TITLE I TRS	0.00	0.00	6.61	-6.61	0.00	11,270.35	0.00
10E902 1250 2100 30 108000	LI TITILE I TRS	0.00	0.00	6.61	-6.61	0.00	12,842.08	0.00
10E902 1250 2100 30 109000	LO TITILE I TRS	0.00	0.00	6.61	-6.61	0.00	10,271.47	0.00
10E902 1250 2100 30 110000	WA TITLE I TRS	0.00	0.00	6.62	-6.62	0.00	24,480.52	0.00
10E930 1250 2100 30 000000	TITLE I: TRS BRD 10.5	68,500.00	0.00	34.58	68,465.42	0.00	37,018.36	0.05
10E930 1250 2100 30 105000	AD TITLE I TRS	0.00	1,783.80	7,598.21	-7,598.21	0.00	0.00	0.00
10E930 1250 2100 30 107000	JE TITLE I TRS	0.00	2,081.07	8,787.38	-8,787.38	0.00	0.00	0.00
10E930 1250 2100 30 108000	LI TITLE I TRS	0.00	6,064.40	24,720.55	-24,720.55	0.00	0.00	0.00
10E930 1250 2100 30 109000	LO TITILE I TRS	0.00	3,213.06	13,315.07	-13,315.07	0.00	-0.19	0.00
10E930 1250 2100 30 110000	WA TITLE I TRS	0.00	6,522.25	26,551.84	-26,551.84	0.00	0.00	0.00
10E935 1250 2100 00 000004	TITLE SIP FED TRS	0.00	0.00	0.00	0.00	0.00	0.00	0.00
10E935 1250 2100 00 000005	TITLE SIP FED TRS	0.00	0.00	0.00	0.00	0.00	0.00	0.00
10E960 1250 2100 30 000000	ESSER 2 FED TRS	50,000.00	12,591.14	51,164.17	-1,164.17	0.00	44,557.03	102.33
10E965 1250 2100 30 000000	ESSER III FED TRS	71,575.00	8,412.42	32,489.30	39,085.70	0.00	6,965.51	45.39
10E902 1250 2110 30 000000	TITLE I 9% TRS	8,300.00	0.00	0.00	8,300.00	0.00	1,056.66	0.00

Account Number	Account Level Description Account Number	2022-23 Original Budget	June 2022-23 Monthly Activity	2022-23 FYTD Activity	2022-23 Available Funds	Encumbered Amount	2021-22 FY Activity	2022-23 FYTD %
10	EDUCATIONAL FUND							
10E902 1250 2110 30 105000	AD TITLE I TRS	0.00	0.00	5.67	-5.67	0.00	5,745.01	0.00
10E902 1250 2110 30 107000	JE TITLE I TRS	0.00	0.00	5.67	-5.67	0.00	9,838.40	0.00
10E902 1250 2110 30 108000	LI TITLE I TRS	0.00	0.00	5.67	-5.67	0.00	11,210.42	0.00
10E902 1250 2110 30 109000	LO TITLE I TRS	0.00	0.00	5.67	-5.67	0.00	8,966.28	0.00
10E902 1250 2110 30 110000	WA TITLE I TRS	0.00	0.00	5.68	-5.68	0.00	21,369.86	0.00
10E930 1250 2110 30 000000	TITLE I: TRS BRD 9.8901%	59,000.00	0.00	29.67	58,970.33	0.00	21,653.39	0.05
10E930 1250 2110 30 105000	AD TITLE I TRS	0.00	1,530.42	6,518.94	-6,518.94	0.00	0.00	0.00
10E930 1250 2110 30 107000	JE TITLE I TRS	0.00	1,785.46	7,539.17	-7,539.17	0.00	0.00	0.00
10E930 1250 2110 30 108000	LI TITLE I TRS	0.00	5,202.98	21,209.13	-21,209.13	0.00	0.00	0.00
10E930 1250 2110 30 109000	LO TITLE I TRS	0.00	2,756.66	11,423.85	-11,423.85	0.00	-0.01	0.00
10E930 1250 2110 30 110000	WA TITLE I TRS	0.00	5,595.84	22,780.33	-22,780.33	0.00	0.00	0.00
10E960 1250 2110 30 000000	ESSER 2 TRS 9%	43,000.00	11,671.09	46,254.80	-3,254.80	0.00	38,214.47	107.57
10E965 1250 2110 30 000000	ESSER III TRS	61,800.00	7,217.51	27,867.43	33,932.57	0.00	6,202.48	45.09
10E902 1250 2120 30 000000	TITLE I IMRF	0.00	0.00	0.00	0.00	0.00	0.00	0.00
10E940 1250 2120 30 000000	Esser Grant-IMRF-Employee	0.00	0.00	0.00	0.00	0.00	0.00	0.00
10E960 1250 2120 30 000000	ESSER 2 IMRF	2,500.00	784.52	1,765.56	734.44	0.00	1,232.19	70.62
10E965 1250 2120 30 000000	ESSER III IMRF	5,115.00	0.00	0.00	5,115.00	0.00	0.00	0.00
10E940 1250 2140 30 000000	Esser Grant Medicare	0.00	0.00	0.00	0.00	0.00	0.00	0.00
10E902 1250 2170 30 000000	TITLE I .58% TRS	550.00	0.00	0.00	550.00	0.00	68.40	0.00
10E902 1250 2170 30 105000	AD TITLE I .58% TRS	0.00	0.00	0.37	-0.37	0.00	371.88	0.00
10E902 1250 2170 30 107000	JE TITLE I .58% TRS	0.00	0.00	0.37	-0.37	0.00	636.84	0.00
10E902 1250 2170 30 108000	LI TITLE I .58% TRS	0.00	0.00	0.37	-0.37	0.00	725.63	0.00
10E902 1250 2170 30 109000	LO TITLE I .58% TRS	0.00	0.00	0.37	-0.37	0.00	580.43	0.00
10E902 1250 2170 30 110000	WA TITLE I .58% TRS	0.00	0.00	0.35	-0.35	0.00	1,383.26	0.00
10E930 1250 2170 30 000000	TITLE I: TRS .58%	4,000.00	0.00	1.91	3,998.09	0.00	1,404.77	0.05
10E930 1250 2170 30 105000	AD TITLE I .58% TRS	0.00	98.74	420.65	-420.65	0.00	0.00	0.00
10E930 1250 2170 30 107000	JE TITLE I .58% TRS	0.00	115.19	486.43	-486.43	0.00	0.00	0.00
10E930 1250 2170 30 108000	LI TITLE I .58% TRS	0.00	335.66	1,368.51	-1,368.51	0.00	0.00	0.00
10E930 1250 2170 30 109000	LO TITLE I .58% TRS	0.00	177.83	736.99	-736.99	0.00	-0.18	0.00
10E930 1250 2170 30 110000	WA TITLE I .58% TRS	0.00	360.94	1,469.05	-1,469.05	0.00	0.00	0.00
10E960 1250 2170 30 000000	ESSER 2 TRS .58%	4,000.00	770.11	3,043.72	956.28	0.00	2,545.79	76.09
10E965 1250 2170 30 000000	ESSER III TRS .58%	1,311.00	465.61	1,798.15	-487.15	0.00	404.65	137.16
10E902 1250 2220 30 000000	TITLE I HEALTH INSURANCE	15,100.00	0.00	0.00	15,100.00	0.00	0.00	0.00
10E902 1250 2220 30 105000	AD TITLE I HEALTH INS	0.00	0.00	1,381.30	-1,381.30	0.00	6,577.60	0.00
10E902 1250 2220 30 107000	JE TITLE I HEALTH INS	0.00	0.00	725.74	-725.74	0.00	3,430.80	0.00
10E902 1250 2220 30 108000	LI TITLE I HEALTH INS	0.00	0.00	5,435.36	-5,435.36	0.00	25,882.60	0.00
10E902 1250 2220 30 109000	LO TITLE I HEALTH INS	0.00	0.00	1,811.80	-1,811.80	0.00	25,019.85	0.00
10E902 1250 2220 30 110000	WA TITLE I HEALTH INS	0.00	0.00	5,730.60	-5,730.60	0.00	27,263.40	0.00

Account Number	Account Level Description Account Number	2022-23 Original Budget	June 2022-23 Monthly Activity	2022-23 FYTD Activity	2022-23 Available Funds	Encumbered Amount	2021-22 FY Activity	2022-23 FYTD %
10	EDUCATIONAL FUND							
10E930 1250 2220 30 000000	TITLE I: HEALTH INSURANC	158,000.00	0.00	0.00	158,000.00	0.00	0.00	0.00
10E930 1250 2220 30 105000	AD TITLE I HEALTH INS	0.00	868.26	8,682.60	-8,682.60	0.00	1,255.72	0.00
10E930 1250 2220 30 107000	JE TITLE I HEALTH INS	0.00	522.12	5,221.20	-5,221.20	0.00	650.88	0.00
10E930 1250 2220 30 108000	LI TITLE I HEALTH INS	0.00	4,330.30	43,303.00	-43,303.00	0.00	2,902.80	0.00
10E930 1250 2220 30 109000	LO TITLE I HEALTH INS	0.00	2,432.22	24,322.16	-24,322.16	0.00	4,940.96	0.00
10E930 1250 2220 30 110000	WA TITLE I HEALTH INS	0.00	3,143.64	31,658.55	-31,658.55	0.00	1,906.60	0.00
10E940 1250 2220 30 000000	Esser Grant Health Insuranc	0.00	0.00	0.00	0.00	0.00	0.00	0.00
10E960 1250 2220 30 000000	ESSER 2 HEALTH INSURANCE	45,000.00	0.00	11,636.33	33,363.67	0.00	35,063.05	25.86
10E965 1250 2220 30 000000	ESSER 3 HEALTH INSURANCE	23,000.00	3,796.12	51,314.35	-28,314.35	0.00	17,255.00	223.11
10E902 1250 2250 30 000000	TITLE I TRS HEALTH	1,500.00	0.00	0.00	1,500.00	0.00	184.34	0.00
10E902 1250 2250 30 105000	AD TITLE I TRS HEALTH	0.00	0.00	0.99	-0.99	0.00	1,002.11	0.00
10E902 1250 2250 30 107000	JE TITLE I TRS HEALTH	0.00	0.00	0.99	-0.99	0.00	1,716.32	0.00
10E902 1250 2250 30 108000	LI TITLE I TRS HEALTH	0.00	0.00	0.99	-0.99	0.00	1,955.72	0.00
10E902 1250 2250 30 109000	LO TITLE I TRS HEALTH	0.00	0.00	0.99	-0.99	0.00	1,564.35	0.00
10E902 1250 2250 30 110000	WA TITLE I TRS HEALTH	0.00	0.00	0.99	-0.99	0.00	3,727.73	0.00
10E930 1250 2250 30 000000	TITLE I: HEALTH INS .5%	10,500.00	0.00	5.18	10,494.82	0.00	3,780.99	0.05
10E930 1250 2250 30 105000	AD TITLE I TRS HEALTH	0.00	266.99	1,137.31	-1,137.31	0.00	0.00	0.00
10E930 1250 2250 30 107000	JE TITLE I TRS HEALTH	0.00	311.49	1,315.36	-1,315.36	0.00	0.00	0.00
10E930 1250 2250 30 108000	LI TITLE I TRS HEALTH	0.00	907.65	3,699.84	-3,699.84	0.00	0.00	0.00
10E930 1250 2250 30 109000	LO TITLE I TRS HEALTH	0.00	480.90	1,992.88	-1,992.88	0.00	-0.55	0.00
10E930 1250 2250 30 110000	WA TITLE I TRS HEALTH	0.00	976.14	3,974.09	-3,974.09	0.00	0.00	0.00
10E935 1250 2250 00 000005	TITLE SIP TRS THIS	0.00	0.00	0.00	0.00	0.00	0.00	0.00
10E936 1250 2250 00 000004	JH TITLE SIP TRS HEALTH	0.00	0.00	0.00	0.00	0.00	0.00	0.00
10E960 1250 2250 30 000000	ESSER 2 TRS HEALTH	7,500.00	2,055.91	8,138.51	-638.51	0.00	6,755.31	108.51
10E965 1250 2250 30 000000	ESSER III TRS THIS	11,000.00	1,259.06	4,861.80	6,138.20	0.00	1,085.67	44.20
10E902 1250 3190 30 105000	ADAMS TITLE I PURCHASE SERV	0.00	0.00	0.00	0.00	0.00	7,414.14	0.00
10E902 1250 3190 30 107000	JEFFERSON TITLE I PURCHASE	0.00	0.00	0.00	0.00	0.00	7,414.14	0.00
10E902 1250 3190 30 108000	LINCOLN TITLE I PURCHASE SE	0.00	0.00	0.00	0.00	0.00	10,081.14	0.00
10E902 1250 3190 30 109000	LONFELLOW TITLE I PURCHASE	0.00	0.00	0.00	0.00	0.00	7,414.14	0.00
10E902 1250 3190 30 110000	WASHINGTO TITLE I PURCHASE	0.00	0.00	0.00	0.00	0.00	10,081.14	0.00
10E930 1250 3190 30 000000	Title I Contractual Service	0.00	0.00	0.00	0.00	0.00	3,220.00	0.00
10E930 1250 3190 30 105000	Title 1 Contractual Service	0.00	0.00	0.00	0.00	0.00	0.00	0.00
10E930 1250 3190 30 107000	Title 1 Contractual Service	0.00	0.00	0.00	0.00	0.00	0.00	0.00
10E930 1250 3190 30 108000	Title 1 Contractual Service	0.00	0.00	0.00	0.00	0.00	0.00	0.00
10E930 1250 3190 30 109000	Title 1 Contractual Serv	0.00	0.00	0.00	0.00	0.00	0.00	0.00
10E930 1250 3190 30 110000	Title 1 Contractual Service	0.00	0.00	0.00	0.00	0.00	0.00	0.00
10E935 1250 3190 00 000004	JH TITLE SIP PURCH SERV	0.00	0.00	0.00	0.00	0.00	5,000.00	0.00
10E935 1250 3190 00 000005	AD TITLE SIP PURCH SERV	0.00	0.00	0.00	0.00	0.00	625.00	0.00

Account Number	Account Level Description Account Number	2022-23 Original Budget	June 2022-23 Monthly Activity	2022-23 FYTD Activity	2022-23 Available Funds	Encumbered Amount	2021-22 FY Activity	2022-23 FYTD %
10	EDUCATIONAL FUND							
10E936 1250 3190 00 000004	Title SIP MJHS Purchase Ser	0.00	0.00	0.00	0.00	0.00	0.00	0.00
10E936 1250 3190 00 000005	Title SIP Adams Purchase Se	0.00	0.00	0.00	0.00	0.00	0.00	0.00
10E940 1250 3190 30 000000	ESSER GRANT PURCHASED SERVI	0.00	0.00	0.00	0.00	0.00	0.00	0.00
10E951 1250 3190 00 000000	DIGITAL EQUITY GRANT: PUR S	0.00	0.00	0.00	0.00	0.00	0.00	0.00
10E952 1250 3190 00 000000	DIGITAL EQUITY-PURCHASE SER	0.00	0.00	0.00	0.00	0.00	1,979.45	0.00
10E953 1250 3190 00 000000	FY23 Digital Equity 3 Pur S	0.00	0.00	39,270.00	-39,270.00	0.00	0.00	0.00
10E954 1250 3190 00 000000	Digital Equity 4 purchase s	0.00	0.00	0.00	0.00	0.00	0.00	0.00
10E960 1250 3190 30 000000	ESSER II PURCHASE SERVICES	76,000.00	0.00	3,440.00	72,560.00	0.00	93,767.00	4.53
10E965 1250 3190 30 000000	ESSER III: PURCHASE SERVICE	100,000.00	2,886.00	40,013.50	1,546.00	58,440.50	278,320.50	40.01
10E902 1250 4100 30 000000	TITLE I SUPPLIES	220,000.00	0.00	91,814.27	146,620.23	0.00	27,606.21	38.51
10E902 1250 4100 30 105000	ADAMS TITLE I SUPPLIES	0.00	0.00	0.00	0.00	0.00	4,964.97	0.00
10E902 1250 4100 30 107000	JEFFERSON TITLE I SUPPLIES	0.00	0.00	4,936.67	-4,936.67	0.00	7,316.41	0.00
10E902 1250 4100 30 108000	LINCOLN TITLE I SUPPLIES	0.00	0.00	2,316.80	-2,242.01	0.00	9,395.87	3,097.74
10E902 1250 4100 30 109000	LONGFELLOW TITLE I SUPPLIES	0.00	0.00	774.40	-1,487.47	0.00	8,604.50	-108.60
10E902 1250 4100 30 110000	WASHINGTON TITLE I SUPPLIES	0.00	0.00	4,631.07	-3,897.74	0.00	9,945.90	631.51
10E930 1250 4100 30 000000	TITLE I: INSTRUCTIONAL MATE	45,000.00	0.00	250,495.07	-299,116.95	0.00	1,770.00	556.66
10E930 1250 4100 30 105000	AD TITLE I SUPPLIES	0.00	0.00	0.00	0.00	0.00	33,458.12	0.00
10E930 1250 4100 30 107000	JE TITLE I SUPPLIES	0.00	0.00	0.00	0.00	0.00	25,523.84	0.00
10E930 1250 4100 30 108000	LI TITLE I SUPPLIES	0.00	0.00	0.00	0.00	0.00	49,225.58	0.00
10E930 1250 4100 30 109000	LO TITLE I SUPPLIES	0.00	0.00	0.00	0.00	0.00	29,911.89	0.00
10E930 1250 4100 30 110000	WA TITLE I SUPPLIES	0.00	0.00	3,220.00	-3,220.00	0.00	30,378.22	0.00
10E935 1250 4100 00 000004	JH TITLE I 1003A SUPPLIES	15,000.00	227.70	1,139.25	10,860.75	3,000.00	15,146.70	7.60
10E935 1250 4100 00 000005	AD TITLE I 1003A SUPPLIES	10,000.00	0.00	0.00	4,567.22	5,432.78	7,513.25	0.00
10E935 1250 4100 00 000007	JE TITLE I 1003A SUPPLIES	0.00	0.00	0.00	0.00	0.00	0.00	0.00
10E936 1250 4100 00 000004	JH TITLE I SIP SUPPLIES	0.00	0.00	19,267.19	-19,267.19	0.00	6,575.01	0.00
10E936 1250 4100 00 000005	Title SIP Adams Supplies	0.00	0.00	4,707.24	-4,707.24	0.00	2,977.90	0.00
10E940 1250 4100 30 000000	ESSER GRANT SUPPLIES	0.00	0.00	8,390.00	-8,390.00	0.00	17,702.57	0.00
10E951 1250 4100 00 000000	DIGITAL EQUITY GRANT: SUPPL	0.00	0.00	7,301.70	-7,301.70	0.00	0.00	0.00
10E952 1250 4100 00 000000	DIGITAL EQUITY-SUPPLIES	0.00	0.00	0.00	0.00	0.00	38,445.00	0.00
10E953 1250 4100 00 000000	FY23 Digital Equity 3 Suppl	0.00	0.00	318,441.00	-335,941.00	17,500.00	0.00	0.00
10E954 1250 4100 00 000000	Digital Equity 4 Supplies	0.00	0.00	0.00	0.00	0.00	0.00	0.00
10E960 1250 4100 30 000000		65,000.00	20,013.10	420,624.93	-366,964.81	21,366.38	64,021.42	559.06
10E965 1250 4100 30 000000	ESSER III: SUPPLIES	100,000.00	13,786.20	137,546.35	-35,503.05	0.00	88,430.64	134.79
10E902 1250 5400 30 105000	ADAMS TITLE I CAP OUTLAY	0.00	0.00	0.00	0.00	0.00	12,000.00	0.00
10E902 1250 5400 30 107000	JEFFERSON TITLE I CAP OUTLA	0.00	0.00	0.00	0.00	0.00	12,000.00	0.00
10E902 1250 5400 30 108000	LINCOLN TITLE I CAP OUTLAY	0.00	0.00	0.00	0.00	0.00	12,000.00	0.00
10E902 1250 5400 30 109000	LONGFELLOW TITLE I CAP OUTL	0.00	0.00	0.00	0.00	0.00	12,000.00	0.00
10E902 1250 5400 30 110000	WASHINGTON TITLE I CAP OUTL	0.00	0.00	0.00	0.00	0.00	12,000.00	0.00

Account Number	Account Level Description Account Number	2022-23 Original Budget	June 2022-23 Monthly Activity	2022-23 FYTD Activity	2022-23 Available Funds	Encumbered Amount	2021-22 FY Activity	2022-23 FYTD %
10	EDUCATIONAL FUND							
10E935 1250 5400 00 000004	JH TITLE I 1003A CAPITAL OU	0.00	0.00	0.00	0.00	0.00	0.00	0.00
10E935 1250 5400 00 000005	AD TITLE I 1003A CAPITAL OU	0.00	0.00	0.00	0.00	0.00	0.00	0.00
10E935 1250 5400 00 000007	JE TITLE I 1003A CAPITAL OU	0.00	0.00	0.00	0.00	0.00	0.00	0.00
10E940 1250 5400 30 000000	ESSER GRANT CAPTIAL OUTLAY	0.00	0.00	0.00	0.00	0.00	0.00	0.00
10E952 1250 5400 00 000000	DIGITAL EQUITY-CAPITAL OUTL	0.00	0.00	0.00	0.00	0.00	166,010.00	0.00
10E953 1250 5400 00 000000	Digital Equity 3 Capital Ou	0.00	0.00	216,494.00	-216,494.00	0.00	0.00	0.00
10E954 1250 5400 00 000000	Digital Equity 4 Capital Ou	0.00	0.00	0.00	0.00	0.00	0.00	0.00
10E965 1250 5400 30 000000	ESSER III: CAPTIAL OUTLAY	15,000.00	0.00	0.00	15,000.00	0.00	74,284.42	0.00
10E000 1251 4100 00 000000	McKinney Vento Supplies	4,000.00	-284.99	3,848.66	151.34	0.00	3,896.31	96.22
10E941 1251 4100 00 000000	McKinney Vento ARP Supplies	17,000.00	2,441.47	18,654.67	-1,654.67	0.00	1,991.80	109.73
10E000 1400 1250 20 000000	VOC: SALARY, STUDENTS	50,000.00	0.00	40,007.13	9,992.87	0.00	42,998.75	80.01
10E000 1400 3190 20 000000	VOC: PURCHASED SERV	10,000.00	763.55	12,057.13	-2,057.13	0.00	7,602.36	120.57
10E000 1400 4100 20 000000	VOC: SUPPLIES	500.00	0.00	222.71	277.29	0.00	465.89	44.54
10E000 1401 1120 21 000000	WCRVS: SPEC NDS SALARY	0.00	0.00	0.00	0.00	0.00	0.00	0.00
10E000 1401 1210 21 000000	WCRVS: STIPENDS, TUTORS	0.00	0.00	0.00	0.00	0.00	0.00	0.00
10E000 1401 2110 21 000000	WCRVS: SPC ND TRS 9.8901	0.00	0.00	0.00	0.00	0.00	0.00	0.00
10E000 1401 2170 21 000000	WCRVS: TRS .58%	0.00	0.00	0.00	0.00	0.00	0.00	0.00
10E000 1401 2250 21 000000	WCRVS: SPEC ND HLTH .5%	0.00	0.00	0.00	0.00	0.00	0.00	0.00
10E000 1401 4100 21 000000	WCRVS: SUPPLIES - TO BE REI	0.00	0.00	0.00	0.00	0.00	0.00	0.00
10E000 1401 5400 21 000000	WCRVS CAPITAL OUTLAY	0.00	0.00	0.00	0.00	0.00	0.00	0.00
10E000 1446 4100 00 000003	Bldg Trades-Old Creal Sprin	60,000.00	334.50	75,059.04	-14,017.02	0.00	67,704.71	122.96
10E000 1446 4100 00 000004	B;dg Trades - Harvest Crest	0.00	0.00	23,310.00	-23,310.00	0.00	0.00	0.00
10E000 1500 1120 00 000000	ATHLETIC SALARY	20,000.00	1,973.10	11,207.40	8,792.60	0.00	9,770.76	56.04
10E204 1500 1120 20 000000	JH BOYS BASKETBALL SALARY	8,500.00	709.50	8,481.72	18.28	0.00	7,883.32	99.78
10E204 1500 1120 21 000000	JH BASEBALL SALARY	6,500.00	501.04	6,015.12	484.88	0.00	5,856.04	92.54
10E204 1500 1120 22 000000	JH SOFTBALL SALARY	7,000.00	280.08	5,949.96	1,050.04	0.00	5,740.76	85.00
10E204 1500 1120 23 000000	JH VOLLEYBALL SALARY	6,000.00	0.00	6,551.80	-551.80	0.00	5,690.60	109.20
10E204 1500 1120 24 000000	JH CHEERLEADING SALARY	3,200.00	0.00	2,838.00	362.00	0.00	2,773.56	88.69
10E204 1500 1120 25 000000	JH DANCE/POM SALARY	6,500.00	0.00	2,838.06	3,661.94	0.00	3,325.60	43.66
10E204 1500 1120 26 000000	JH BOYS TRACK SALARY	6,000.00	1,286.34	7,425.60	-1,425.60	0.00	5,705.80	123.76
10E204 1500 1120 27 000000	JH CROSS COUNTRY SALARY	6,500.00	1,120.32	7,240.32	-740.32	0.00	6,296.48	111.39
10E204 1500 1120 40 000000	JH GIRLS BASKETBALL SALARY	9,000.00	315.34	8,499.72	500.28	0.00	8,231.24	94.44
10E204 1500 1120 41 000000	JH GIRLS TRACK SALARY	6,000.00	433.58	6,446.12	-446.12	0.00	3,691.32	107.44
10E204 1500 1120 42 000000	JH CROSS COUNTRY SALARY	0.00	0.00	0.00	0.00	0.00	0.00	0.00
10E303 1500 1120 01 000000	HS FOOTBALL SALARY	40,000.00	1,477.56	31,869.72	8,130.28	0.00	36,268.58	79.67
10E303 1500 1120 02 000000	HS BOYS CROSS COUNTRY SALAR	4,800.00	0.00	0.00	4,800.00	0.00	769.76	0.00
10E303 1500 1120 03 000000	HS BOYS TENNIS SALARY	4,800.00	402.50	4,803.76	-3.76	0.00	4,655.20	100.08
10E303 1500 1120 04 000000	HS BOYS SOCCER SALARY	8,300.00	0.00	8,159.24	140.76	0.00	7,973.80	98.30

Account Number	Account Level Description Account Number	2022-23 Original Budget	June 2022-23 Monthly Activity	2022-23 FYTD Activity	2022-23 Available Funds	Encumbered Amount	2021-22 FY Activity	2022-23 FYTD %
10	EDUCATIONAL FUND							
10E303 1500 1120 05 000000	HS BOYS TRACK SALARY	17,000.00	0.00	19,438.22	-2,438.22	0.00	15,734.32	114.34
10E303 1500 1120 06 000000	HS WRESTLING SALARY	9,500.00	0.00	8,159.28	1,340.72	0.00	8,792.64	85.89
10E303 1500 1120 07 000000	HS BASEBALL SALARY	12,000.00	167.52	14,644.68	-2,644.68	0.00	10,239.22	122.04
10E303 1500 1120 08 000000	HS SOFTBALL SALARY	10,000.00	2,157.94	13,512.62	-3,512.62	0.00	9,546.35	135.13
10E303 1500 1120 09 000000	HS FISHING SALARY	3,200.00	236.50	2,827.24	372.76	0.00	2,763.04	88.35
10E303 1500 1120 10 000000	HS BOWLING SALARY	3,000.00	394.16	4,445.84	-1,445.84	0.00	2,269.08	148.19
10E303 1500 1120 11 000000	HS VOLLEYBALL SALARY	16,000.00	335.04	14,292.96	1,707.04	0.00	14,966.10	89.33
10E303 1500 1120 12 000000	HS BOYS GOLF SALARY	5,100.00	406.66	4,862.00	238.00	0.00	4,755.08	95.33
10E303 1500 1120 13 000000	HS CHEERLEADER SALARY	8,000.00	0.00	8,041.08	-41.08	0.00	7,858.32	100.51
10E303 1500 1120 14 000000	HS DANCE/POM SALARY	8,000.00	890.64	10,274.44	-2,274.44	0.00	7,626.60	128.43
10E303 1500 1120 15 000000	HS BOYS BASKETBALL SALARY	25,000.00	1,531.56	23,711.44	1,288.56	0.00	23,056.40	94.85
10E303 1500 1120 31 000000	HS GIRLS BASKETBALL SALARY	16,000.00	0.00	14,963.04	1,036.96	0.00	11,132.44	93.52
10E303 1500 1120 32 000000	HS GIRLS CROSS COUNTRY SALA	8,500.00	406.66	4,862.00	3,638.00	0.00	7,836.76	57.20
10E303 1500 1120 33 000000	HS GIRLS TRACK SALARY	17,000.00	857.32	13,845.60	3,154.40	0.00	16,591.50	81.44
10E303 1500 1120 34 000000	HS GIRLS BASKETBALL SALARY	5,000.00	398.34	4,753.80	246.20	0.00	4,605.08	95.08
10E303 1500 1120 35 000000	HS GIRLS TENNIS SALARY	5,000.00	406.66	4,853.68	146.32	0.00	4,705.16	97.07
10E303 1500 1120 36 000000	HS GIRLS SOCCER SALARY	9,000.00	0.00	8,159.22	840.78	0.00	7,973.82	90.66
10E000 1500 1150 00 000000	ATHLETIC SEC	27,500.00	2,268.00	27,864.79	-364.79	0.00	25,902.24	101.33
10E000 1500 1150 00 000001	Athletic Workers Salary	35,000.00	680.00	37,877.40	-2,877.40	0.00	29,350.00	108.22
10E000 1500 2100 00 000001	ATHL TRS FED	0.00	3.46	746.96	-746.96	0.00	423.18	0.00
10E204 1500 2100 20 000000		0.00	0.00	0.00	0.00	0.00	523.69	0.00
10E303 1500 2100 06 000000		0.00	0.00	0.00	0.00	0.00	0.00	0.00
10E000 1500 2110 00 000000	ATHL: TRS 9%	1,800.00	250.54	1,002.23	797.77	0.00	916.52	55.68
10E000 1500 2110 00 000001	ATHL: TRS 9%	1,400.00	26.70	1,552.52	-152.52	0.00	808.52	110.89
10E204 1500 2110 20 000000	JH BOYS BASKETBALL TRS 9%	1,000.00	210.52	842.01	157.99	0.00	822.94	84.20
10E204 1500 2110 21 000000	JH BOYS BASEBALL TRS 9%	700.00	148.65	594.64	105.36	0.00	620.17	84.95
10E204 1500 2110 22 000000	JH SOFTBALL TRS 9%	400.00	83.10	332.40	67.60	0.00	324.95	83.10
10E204 1500 2110 23 000000	JH VOLLEYBALL TRS 9%	400.00	0.00	0.00	400.00	0.00	320.12	0.00
10E204 1500 2110 24 000000	JH CHEERLEADING TRS 9%	300.00	0.00	0.00	300.00	0.00	0.00	0.00
10E204 1500 2110 25 000000	JH DANCE/POM TRS 9%	500.00	0.00	0.00	500.00	0.00	0.00	0.00
10E204 1500 2110 26 000000	JH BOYS TRACK TRS 9%	650.00	212.99	723.17	-73.17	0.00	581.48	111.26
10E204 1500 2110 27 000000	JH BOYS CROSS COUNTRY TRS 9	750.00	166.20	664.80	85.20	0.00	639.88	88.64
10E204 1500 2110 40 000000	JH GIRLS BASKETBALL TRS 9%	1,000.00	93.56	374.20	625.80	0.00	365.75	37.42
10E204 1500 2110 41 000000	JH GIRLS TRACK TRS 9%	500.00	128.64	385.92	114.08	0.00	0.00	77.18
10E204 1500 2110 42 000000	JH GIRLS CROSS COUNTRY TRS	0.00	0.00	0.00	0.00	0.00	0.00	0.00
10E303 1500 2110 01 000000	FOOTBALL TRS 9%	2,300.00	438.42	1,753.64	546.36	0.00	1,656.97	76.25
10E303 1500 2110 02 000000	HS BOYS CROSS COUNTRY TRS 9	500.00	0.00	0.00	500.00	0.00	0.00	0.00
10E303 1500 2110 03 000000	HS BOYS TENNIS TRS 9%	500.00	119.42	477.62	22.38	0.00	462.10	95.52

Account Number	Account Level Description Account Number	2022-23 Original Budget	June 2022-23 Monthly Activity	2022-23 FYTD Activity	2022-23 Available Funds	Encumbered Amount	2021-22 FY Activity	2022-23 FYTD %
10	EDUCATIONAL FUND							
10E303 1500 2110 05 000000	HS BOYS TRACK TRS 9%	1,000.00	0.00	0.00	1,000.00	0.00	-0.05	0.00
10E303 1500 2110 06 000000		200.00	0.00	0.00	200.00	0.00	0.00	0.00
10E303 1500 2110 07 000000	HS BASEBALL TRS 9%	1,000.00	49.70	198.74	801.26	0.00	398.44	19.87
10E303 1500 2110 08 000000	HS SOFTBALL TRS 9%	1,000.00	356.25	1,027.48	-27.48	0.00	752.12	102.75
10E303 1500 2110 09 000000	HS FISHING TRS 9%	325.00	70.18	280.78	44.22	0.00	274.32	86.39
10E303 1500 2110 10 000000		325.00	116.95	467.77	-142.77	0.00	274.33	143.93
10E303 1500 2110 11 000000	HS VOLLEYBALL TRS 9%	1,100.00	99.41	397.65	702.35	0.00	388.57	36.15
10E303 1500 2110 12 000000	HS BOYS GOLF TRS 9%	550.00	120.66	482.64	67.36	0.00	472.06	87.75
10E303 1500 2110 13 000000	CHEERLEADER TRS 9%	300.00	0.00	0.00	300.00	0.00	0.00	0.00
10E303 1500 2110 14 000000	HS DANCE/POM PON TRS 9%	1,000.00	264.27	1,057.14	-57.14	0.00	811.70	105.71
10E303 1500 2110 15 000000	HS BOYS BASKETBALL TRS 9%	1,900.00	454.43	2,282.47	-382.47	0.00	1,794.46	120.13
10E303 1500 2110 31 000000	HS GIRLS BASKETBALL TRS 9%	1,100.00	0.00	397.62	702.38	0.00	388.57	36.15
10E303 1500 2110 32 000000	HS GIRLS CROSS COUNTRY TRS	600.00	120.66	482.64	117.36	0.00	472.03	80.44
10E303 1500 2110 33 000000	HS GIRLS TRACK TRS 9%	900.00	254.38	785.59	114.41	0.00	605.72	87.29
10E303 1500 2110 34 000000	HS GIRLS GOLF TRS 9%	550.00	118.19	472.79	77.21	0.00	457.19	85.96
10E303 1500 2110 35 000000	HS GIRLS TENNIS TRS 9%	500.00	120.66	482.65	17.35	0.00	467.13	96.53
10E303 1500 2110 36 000000	HS GIRLS SOCCER TRS 9%	100.00	0.00	0.00	100.00	0.00	0.00	0.00
10E000 1500 2120 00 000000	ATHL: IMRF	3,500.00	106.86	1,312.93	2,187.07	0.00	1,220.59	37.51
10E000 1500 2120 00 000001	ATHL: IMRF	500.00	7.54	427.64	72.36	0.00	265.06	85.53
10E303 1500 2120 01 000000	FOOTBALL IMRF	500.00	0.00	0.00	500.00	0.00	464.06	0.00
10E303 1500 2120 05 000000		0.00	0.00	317.62	-317.62	0.00	0.00	0.00
10E303 1500 2120 06 000000	HS WRESTLING IMRF	100.00	0.00	0.00	100.00	0.00	0.00	0.00
10E303 1500 2120 07 000000		0.00	0.00	189.45	-189.45	0.00	0.00	0.00
10E303 1500 2120 15 000000	HS BOYS BASKETBALL IMRF	200.00	0.00	0.00	200.00	0.00	189.16	0.00
10E303 1500 2120 31 000000	HS GIRLS BASKETBALL IMRF	200.00	0.00	189.44	10.56	0.00	185.12	94.72
10E303 1500 2120 32 000000		200.00	0.00	0.00	200.00	0.00	145.20	0.00
10E303 1500 2120 33 000000	HS GIRLS TRACK IMRF	300.00	0.00	0.00	300.00	0.00	0.00	0.00
10E303 1500 2120 36 000000		0.00	0.00	128.16	-128.16	0.00	0.00	0.00
10E000 1500 2170 00 000000	ATHL: TRS .58%	150.00	16.16	64.58	85.42	0.00	59.21	43.05
10E000 1500 2170 00 000001	ATHL: TRS .58%	100.00	1.71	101.13	-1.13	0.00	52.37	101.13
10E204 1500 2170 20 000000	JH BOYS BASKETBALL TRS .58%	100.00	13.59	54.44	45.56	0.00	53.26	54.44
10E204 1500 2170 21 000000	JH BASEBALL TRS .58%	50.00	9.59	38.35	11.65	0.00	40.19	76.70
10E204 1500 2170 22 000000	JH SOFTBALL TRS .58%	50.00	5.37	21.56	28.44	0.00	20.93	43.12
10E204 1500 2170 23 000000	JH VOLLEYBALL TRS .58%	50.00	0.00	0.00	50.00	0.00	20.85	0.00
10E204 1500 2170 24 000000	JH CHEERLEADING TRS .58%	50.00	0.00	0.00	50.00	0.00	0.00	0.00
10E204 1500 2170 25 000000	JH DANCE/POM PON TRS .58%	50.00	0.00	0.00	50.00	0.00	0.00	0.00
10E204 1500 2170 26 000000	JH BOYS TRACK TRS .58%	50.00	13.73	46.85	3.15	0.00	37.86	93.70
10E204 1500 2170 27 000000	JH BOYS CROSS COUNTRY TRS .	50.00	10.72	42.76	7.24	0.00	41.32	85.52

Account Number	Account Level Description Account Number	2022-23 Original Budget	June 2022-23 Monthly Activity	2022-23 FYTD Activity	2022-23 Available Funds	Encumbered Amount	2021-22 FY Activity	2022-23 FYTD %
10	EDUCATIONAL FUND							
10E204 1500 2170 40 000000	JH GIRLS BASKETBALL TRS .58	50.00	6.04	24.20	25.80	0.00	23.74	48.40
10E204 1500 2170 41 000000	JH GIRLS TRACK TRS .58%	50.00	8.29	24.86	25.14	0.00	0.00	49.72
10E204 1500 2170 42 000000	JH GIRLS CR COUNTRY TRS .58	0.00	0.00	0.00	0.00	0.00	0.00	0.00
10E303 1500 2170 01 000000	HS FOOTBALL TRS .58%	200.00	28.30	113.41	86.59	0.00	107.35	56.71
10E303 1500 2170 02 000000	HS BOYS CROSS COUNTRY TRS .	50.00	0.00	0.00	50.00	0.00	0.00	0.00
10E303 1500 2170 03 000000	HS BOYS TENNIS TRS .58%	50.00	7.70	30.74	19.26	0.00	29.98	61.48
10E303 1500 2170 05 000000	HS BOYS TRACK TRS .58%	100.00	0.00	0.00	100.00	0.00	-0.01	0.00
10E303 1500 2170 06 000000	HS WRESTLING TRS .58%	50.00	0.00	0.00	50.00	0.00	9.69	0.00
10E303 1500 2170 07 000000	HS BASEBALL TRS .58%	100.00	3.20	12.74	87.26	0.00	25.72	12.74
10E303 1500 2170 08 000000	HS SOFTBALL TRS .58%	100.00	22.98	66.17	33.83	0.00	48.72	66.17
10E303 1500 2170 09 000000	HS FISHING TRS .58%	50.00	4.52	18.02	31.98	0.00	17.76	36.04
10E303 1500 2170 10 000000		50.00	7.55	30.22	19.78	0.00	17.80	60.44
10E303 1500 2170 11 000000	HS VOLLEYBALL TRS .58%	100.00	6.41	25.67	74.33	0.00	25.19	25.67
10E303 1500 2170 12 000000	HS BOYS GOLF TRS .58%	50.00	7.78	31.00	19.00	0.00	30.49	62.00
10E303 1500 2170 13 000000	CHEERLEADING TRS .58%	50.00	0.00	0.00	50.00	0.00	0.00	0.00
10E303 1500 2170 14 000000	HS DANCE/POM TRS .58%	75.00	17.04	68.00	7.00	0.00	52.56	90.67
10E303 1500 2170 15 000000	HS BOYS BASKETBALL TRS .58%	125.00	29.32	147.36	-22.36	0.00	116.15	117.89
10E303 1500 2170 31 000000	HS GIRLS BASKETBALL TRS .58	100.00	0.00	25.68	74.32	0.00	25.19	25.68
10E303 1500 2170 32 000000	HS GIRLS CROSS COUNTRY TRS	50.00	7.78	31.18	18.82	0.00	30.51	62.36
10E303 1500 2170 33 000000	HS GIRLS TRACK TRS .58%	100.00	16.41	50.75	49.25	0.00	39.14	50.75
10E303 1500 2170 34 000000	HS GIRLS GOLF TRS .58%	50.00	7.62	30.48	19.52	0.00	29.53	60.96
10E303 1500 2170 35 000000	HS GIRLS TENNIS TRS .58%	50.00	7.79	31.19	18.81	0.00	30.22	62.38
10E303 1500 2170 36 000000	HS GIRLS SOCCER TRS .58%	50.00	0.00	0.00	50.00	0.00	0.00	0.00
10E000 1500 2220 00 000001		0.00	0.00	20.38	-20.38	0.00	0.00	0.00
10E303 1500 2220 33 000000		0.00	52.27	157.63	-157.63	0.00	0.00	0.00
10E000 1500 2250 00 000000	ATHL: HEALTH INS .5% CON	400.00	43.71	174.75	225.25	0.00	159.71	43.69
10E000 1500 2250 00 000001	ATHL: HEAL.INS. .5%	300.00	4.68	271.96	28.04	0.00	141.06	90.65
10E204 1500 2250 20 000000	JH BOYS BASKETBALL TRS HEAL	150.00	36.72	146.88	3.12	0.00	143.52	97.92
10E204 1500 2250 21 000000	JH BASEBALL TRS HEALTH INS	150.00	25.93	103.69	46.31	0.00	108.12	69.13
10E204 1500 2250 22 000000	JH SOFTBALL TRS HEALTH INS	100.00	14.49	57.89	42.11	0.00	56.65	57.89
10E204 1500 2250 23 000000	JH VOLLEYBALL TRS HEALTH IN	100.00	0.00	0.00	100.00	0.00	55.71	0.00
10E204 1500 2250 24 000000	JH CHEERLEADING TRS HEALTH	100.00	0.00	0.00	100.00	0.00	0.00	0.00
10E204 1500 2250 25 000000	JH DANCE/POM PON TRS HEALTH	100.00	0.00	0.00	100.00	0.00	0.00	0.00
10E204 1500 2250 26 000000	JH BOYS TRACK TRS HEALTH IN	150.00	37.15	126.13	23.87	0.00	101.31	84.09
10E204 1500 2250 27 000000	JH BOYS CROSS COUNTRY TRS H	200.00	29.00	116.12	83.88	0.00	111.80	58.06
10E204 1500 2250 40 000000	JH GIRLS BASKETBALL TRS HEA	200.00	16.32	65.28	134.72	0.00	63.82	32.64
10E204 1500 2250 41 000000	JH GIRLS TRACK TRS HEALTH I	150.00	22.44	67.32	82.68	0.00	0.00	44.88
10E204 1500 2250 42 000000	JH GIRLS CR CO TRS HEALTH I	0.00	0.00	0.00	0.00	0.00	0.00	0.00

Account Number	Account Level Description Account Number	2022-23 Original Budget	June 2022-23 Monthly Activity	2022-23 FYTD Activity	2022-23 Available Funds	Encumbered Amount	2021-22 FY Activity	2022-23 FYTD %
10	EDUCATIONAL FUND							
10E303 1500 2250 01 000000	HS FOOTBALL TRS HEALTH INS	550.00	76.51	306.16	243.84	0.00	288.95	55.67
10E303 1500 2250 02 000000	HS BOYS CROSS COUNTRY TRS H	150.00	0.00	0.00	150.00	0.00	0.00	0.00
10E303 1500 2250 03 000000	HS BOYS TENNIS TRS HEALTH I	150.00	20.83	83.29	66.71	0.00	80.64	55.53
10E303 1500 2250 05 000000	HS BOYS TRACK TRS HEALTH IN	250.00	0.00	0.00	250.00	0.00	-0.03	0.00
10E303 1500 2250 06 000000		50.00	0.00	0.00	50.00	0.00	11.20	0.00
10E303 1500 2250 07 000000	HS BASEBALL TRS HEALTH INS	250.00	8.68	34.78	215.22	0.00	69.54	13.91
10E303 1500 2250 08 000000	HS SOFTBALL TRS HEALTH INS	250.00	62.14	179.17	70.83	0.00	131.19	71.67
10E303 1500 2250 09 000000	HS FISHING TRS HEALTH	100.00	12.24	48.96	51.04	0.00	47.79	48.96
10E303 1500 2250 10 000000		100.00	20.40	81.60	18.40	0.00	47.76	81.60
10E303 1500 2250 11 000000	HS VOLLEYBALL TRS HEATLH IN	300.00	17.34	69.36	230.64	0.00	67.70	23.12
10E303 1500 2250 12 000000	HS BOYS GOLF TRS HEALTH INS	200.00	21.05	84.23	115.77	0.00	82.32	42.12
10E303 1500 2250 13 000000	CHEERLEADING TRS HEALTH INS	100.00	0.00	0.00	100.00	0.00	0.00	0.00
10E303 1500 2250 14 000000	HS DANCE/POM TRS HEALTH INS	150.00	46.11	184.51	-34.51	0.00	141.60	123.01
10E303 1500 2250 15 000000	HS BOYS BASKETBALL TRS HEAL	400.00	79.27	398.18	1.82	0.00	312.81	99.55
10E303 1500 2250 31 000000	HS GIRLS BASKETBALL TRS HEA	250.00	0.00	69.36	180.64	0.00	67.70	27.74
10E303 1500 2250 32 000000	HS GIRLS CC TRS HEALTH INS	150.00	21.05	84.23	65.77	0.00	82.32	56.15
10E303 1500 2250 33 000000	HS GIRLS TRACK TRS HEALTH I	250.00	44.38	137.12	112.88	0.00	105.66	54.85
10E303 1500 2250 34 000000	HS GIRLS GOLF TRS HEALTH IN	150.00	20.62	82.54	67.46	0.00	79.69	55.03
10E303 1500 2250 35 000000	HS GIRLS TENNIS TRS HEALTH	150.00	21.05	84.23	65.77	0.00	81.39	56.15
10E303 1500 2250 36 000000	HS GIRLS SOCCER TRS HEATLH	50.00	0.00	0.00	50.00	0.00	0.00	0.00
10E303 1500 3120 00 000000	IHSA - CONTRACTUAL	15,000.00	1,353.00	2,261.10	12,738.90	0.00	5,024.10	15.07
10E303 1500 3120 01 000000	IHSA FOOTBALL CONTRACTUAL	500.00	0.00	0.00	500.00	0.00	0.00	0.00
10E303 1500 3120 04 000000	IHSA HS BOYS SOCCER CONTRAC	500.00	0.00	0.00	500.00	0.00	0.00	0.00
10E303 1500 3120 10 000000	IHSA BOWLING CONTRACTUAL	0.00	0.00	0.00	0.00	0.00	0.00	0.00
10E000 1500 3190 00 000000	ATHLETIC PURCHASED SERVICES	20,000.00	0.00	13,388.36	6,611.64	0.00	7,389.35	66.94
10E000 1500 3190 03 000000	HS BOYS TENNIS OFFICIALS	0.00	0.00	0.00	0.00	0.00	0.00	0.00
10E000 1500 3190 04 000000	HS BOYS SOCCER OFFICIALS	2,500.00	0.00	3,010.00	-510.00	0.00	2,370.00	120.40
10E000 1500 3190 05 000000	HS BOYS TRACK OFFICIALS	500.00	910.00	1,385.00	-885.00	0.00	0.00	277.00
10E000 1500 3190 06 000000	WRESTLING OFFICIALS	1,800.00	0.00	2,150.00	-350.00	0.00	1,370.00	119.44
10E000 1500 3190 07 000000	BASEBALL OFFICIALS	4,000.00	960.00	3,840.00	-1,025.00	0.00	3,495.00	136.41
10E000 1500 3190 08 000000	SOFTBALL OFFICIALS	3,000.00	600.00	2,350.00	325.00	0.00	2,095.00	87.85
10E000 1500 3190 11 000000	VOLLEYBALL OFFICIALS	3,000.00	0.00	1,585.00	1,415.00	0.00	1,670.00	52.83
10E000 1500 3190 15 000000	HS BOYS BASKEBALL OFFICIALS	6,000.00	0.00	6,915.00	-915.00	0.00	6,825.00	115.25
10E000 1500 3190 20 000000	JH BOYS BASKETBALL OFFICIAL	2,500.00	0.00	2,385.00	115.00	0.00	2,444.97	95.40
10E000 1500 3190 21 000000	JH BASEBALL OFFICIALS	1,600.00	0.00	1,489.97	110.03	0.00	1,535.50	93.12
10E000 1500 3190 22 000000	JH SOFTBALL OFFICIALS	2,000.00	0.00	1,639.99	360.01	0.00	1,690.00	82.00
10E000 1500 3190 23 000000	JH VOLLEYBALL OFFICIALS	1,500.00	0.00	1,040.00	460.00	0.00	1,200.00	69.33
10E000 1500 3190 26 000000	JH BOYS TRACK OFFICIALS	1,200.00	432.00	432.00	768.00	0.00	1,045.00	36.00

Account Number	Account Level Description Account Number	2022-23 Original Budget	June 2022-23 Monthly Activity	2022-23 FYTD Activity	2022-23 Available Funds	Encumbered Amount	2021-22 FY Activity	2022-23 FYTD %
10	EDUCATIONAL FUND							
10E000 1500 3190 27 000000	JH BOYS CROSS COUNTRY OFFIC	200.00	0.00	0.00	200.00	0.00	0.00	0.00
10E000 1500 3190 31 000000	HS GIRLS BASKETBALL OFFICIA	5,000.00	0.00	4,140.00	860.00	0.00	3,935.00	82.80
10E000 1500 3190 32 000000	HS GIRLS CROSS COUNTRY OFFI	100.00	0.00	47.50	52.50	0.00	0.00	47.50
10E000 1500 3190 33 000000	HS GIRLS TRACK OFFICIALS	300.00	0.00	0.00	300.00	0.00	0.00	0.00
10E000 1500 3190 36 000000	HS GIRLS SOCCER OFFICIALS	3,000.00	330.00	2,580.00	-165.00	0.00	1,560.00	106.83
10E000 1500 3190 40 000000	JH GIRLS BASKETBALL OFFICIA	1,600.00	0.00	1,300.00	300.00	0.00	1,334.70	81.25
10E000 1500 3190 41 000000	JH GIRLS TRACK OFFICIALS	0.00	90.00	90.00	-90.00	0.00	0.00	0.00
10E303 1500 3190 01 000000	HS FOOTBALL OFFICIALS	3,800.00	0.00	4,150.00	-350.00	0.00	3,495.00	109.21
10E303 1500 3190 02 000000	HS BOYS CROSS COUNTRY OFFIC	300.00	0.00	47.50	252.50	0.00	75.00	15.83
10E000 1500 3230 00 000000	ATHL: REPAIR OF EQUIP	5,000.00	0.00	3,069.95	1,930.05	0.00	3,292.50	61.40
10E000 1500 3230 01 000000	FOOTBALL REPAIR OF EQUIP	6,000.00	0.00	0.00	6,000.00	0.00	0.00	0.00
10E000 1500 3320 00 000000	ATHL: TRAVEL	2,000.00	139.90	975.90	1,024.10	0.00	982.80	48.80
10E000 1500 3320 01 000000	FOOTBALL TRAVEL	1,000.00	0.00	448.01	551.99	0.00	190.82	44.80
10E000 1500 3320 02 000000	HS BOYS CROSS COUNTRY TRAVE	2,000.00	0.00	2,217.94	-217.94	0.00	2,297.07	110.90
10E000 1500 3320 03 000000	HS BOYS TENNIS TRAVEL	1,000.00	0.00	0.00	1,000.00	0.00	0.00	0.00
10E000 1500 3320 04 000000	HS BOYS SOCCER TRAVEL	0.00	0.00	0.00	0.00	0.00	0.00	0.00
10E000 1500 3320 05 000000	HS BOYS TRACK TRAVEL	1,700.00	4,042.22	5,936.32	-5,076.32	0.00	1,654.56	690.27
10E000 1500 3320 06 000000	WRESTLING TRAVEL	6,000.00	0.00	3,000.02	2,999.98	0.00	5,205.17	50.00
10E000 1500 3320 10 000000	BOWLING TRAVEL	600.00	0.00	231.78	368.22	0.00	388.89	38.63
10E000 1500 3320 11 000000	VOLLEYBALL TRAVEL	0.00	0.00	0.00	0.00	0.00	0.00	0.00
10E000 1500 3320 12 000000	HS BOYS GOLF TRAVEL	1,000.00	0.00	540.97	459.03	0.00	291.18	54.10
10E000 1500 3320 14 000000	DANCE/POM PON TRAVEL	3,000.00	0.00	2,766.55	233.45	0.00	3,081.18	92.22
10E000 1500 3320 15 000000	HS BOYS BASKETBALL TRAVEL	1,000.00	0.00	0.00	1,000.00	0.00	917.56	0.00
10E000 1500 3320 20 000000	JH BOYS BASKETBALL TRAVEL	0.00	0.00	0.00	0.00	0.00	0.00	0.00
10E000 1500 3320 23 000000	JH VOLLEYBALL TRAVEL	0.00	0.00	0.00	0.00	0.00	0.00	0.00
10E000 1500 3320 24 000000	JH CHEERLEADING TRAVEL	100.00	0.00	0.00	100.00	0.00	0.00	0.00
10E000 1500 3320 25 000000	JH DANCE/POM PON TRAVEL	0.00	0.00	451.44	-451.44	0.00	0.00	0.00
10E000 1500 3320 27 000000	JH BOYS CROSS COUNTRY TRAVE	0.00	0.00	0.00	0.00	0.00	0.00	0.00
10E000 1500 3320 31 000000	HS GIRLS BASKETBALL TRAVEL	0.00	0.00	0.00	0.00	0.00	0.00	0.00
10E000 1500 3320 32 000000	HS GIRLS CROSS COUNTRY TRAV	100.00	0.00	1,081.38	-981.38	0.00	40.00	1,081.38
10E000 1500 3320 33 000000	HS GIRLS TRACK TRAVEL	2,000.00	556.90	728.30	521.70	0.00	1,630.56	58.26
10E000 1500 3320 34 000000	HS GIRLS GOLF TRAVEL	4,000.00	0.00	1,078.81	2,921.19	0.00	3,583.93	26.97
10E000 1500 3320 35 000000	HS GIRLS TENNIS TRAVEL	2,000.00	0.00	821.47	1,178.53	0.00	998.03	41.07
10E000 1500 3320 36 000000	HS GIRLS SOCCER TRAVEL	0.00	0.00	0.00	0.00	0.00	0.00	0.00
10E303 1500 3320 08 000000	MHS Softball Travel	1,200.00	0.00	1,607.38	-407.38	0.00	1,140.00	133.95
10E000 1500 3600 00 000000	ATHL: PRINTING	1,500.00	0.00	2,549.85	-1,049.85	0.00	1,178.95	169.99
10E000 1500 3600 01 000000	FOOTBALL PRINTING	3,000.00	0.00	3,460.80	-460.80	0.00	2,341.20	115.36
10E000 1500 4100 00 000000	ATHL: SUPPLIES	13,000.00	0.00	1,988.28	11,082.86	0.00	7,836.07	15.21

Account Number	Account Level Description Account Number	2022-23 Original Budget	June 2022-23 Monthly Activity	2022-23 FYTD Activity	2022-23 Available Funds	Encumbered Amount	2021-22 FY Activity	2022-23 FYTD %
10	EDUCATIONAL FUND							
10E000 1500 4100 01 000000	FOOTBALL SUPPLIES	15,000.00	0.00	17,612.35	-2,612.35	0.00	9,384.52	117.42
10E000 1500 4100 02 000000	HS BOYS CROSS COUNTRY SUPPL	1,000.00	0.00	470.00	530.00	0.00	0.00	47.00
10E000 1500 4100 03 000000	HS BOYS TENNIS SUPPLIES	1,000.00	0.00	1,855.75	-855.75	0.00	1,253.00	185.58
10E000 1500 4100 04 000000	HS BOYS SOCCER SUPPLIES	5,000.00	0.00	6,819.00	-1,819.00	0.00	3,954.50	136.38
10E000 1500 4100 05 000000	HS BOYS TRACK SUPPLIES	3,000.00	0.00	1,350.00	1,650.00	0.00	6,010.50	45.00
10E000 1500 4100 06 000000	WRESTLING SUPPLIES	2,000.00	0.00	1,216.49	783.51	0.00	1,162.54	60.82
10E000 1500 4100 07 000000	BASEBALL SUPPLIES	5,000.00	0.00	3,231.72	1,768.28	0.00	5,134.59	64.63
10E000 1500 4100 08 000000	SOFTBALL SUPPLIES	2,000.00	0.00	2,163.21	-163.21	0.00	302.00	108.16
10E000 1500 4100 09 000000	FISHING SUPPLIES	100.00	0.00	0.00	100.00	0.00	0.00	0.00
10E000 1500 4100 10 000000	BOWLING SUPPLIES	500.00	0.00	0.00	500.00	0.00	1,317.48	0.00
10E000 1500 4100 11 000000	VOLLEYBALL SUPPLIES	4,000.00	0.00	96.00	3,904.00	0.00	503.90	2.40
10E000 1500 4100 12 000000	HS BOYS GOLF SUPPLIES	1,000.00	0.00	300.00	700.00	0.00	0.00	30.00
10E000 1500 4100 13 000000	CHEERLEADING SUPPLIES	3,000.00	0.00	0.00	3,000.00	0.00	575.00	0.00
10E000 1500 4100 14 000000	DANCE/POM PON SUPPLIES	2,500.00	0.00	160.15	2,339.85	0.00	499.50	6.41
10E000 1500 4100 15 000000	HS BOYS BASKETBALL SUPPLIES	6,000.00	0.00	2,200.00	3,800.00	0.00	8,650.00	36.67
10E000 1500 4100 20 000000	JH BOYS BASKETBALL SUPPLIES	3,500.00	0.00	514.90	2,985.10	0.00	3,240.00	14.71
10E000 1500 4100 21 000000	JH BASEBALL SUPPLIES	2,000.00	0.00	1,492.51	507.49	0.00	2,378.06	74.63
10E000 1500 4100 22 000000	JH SOFTBALL SUPPLIES	2,000.00	0.00	1,978.05	21.95	0.00	1,542.66	98.90
10E000 1500 4100 23 000000	JH VOLLEYBALL SUPPLIES	1,000.00	0.00	0.00	1,000.00	0.00	1,280.00	0.00
10E000 1500 4100 24 000000	JH CHEERLEADING SUPPLIES	100.00	0.00	4,698.10	-4,598.10	0.00	0.00	4,698.10
10E000 1500 4100 25 000000	JH DANCE/POM PON SUPPLIES	1,500.00	-850.00	0.00	1,500.00	0.00	-2,939.99	0.00
10E000 1500 4100 26 000000	JH BOYS TRACK SUPPLIES	1,200.00	289.90	1,746.90	-546.90	0.00	1,184.40	145.58
10E000 1500 4100 27 000000	JH BOYS CROSS COUNTRY SUPPL	200.00	0.00	0.00	200.00	0.00	0.00	0.00
10E000 1500 4100 31 000000	HS GIRLS BASKETBALL SUPPLIE	5,000.00	0.00	4,233.00	767.00	0.00	6,342.51	84.66
10E000 1500 4100 32 000000	HS GIRLS CROSS COUNTRY SUPP	1,000.00	0.00	115.50	884.50	0.00	250.00	11.55
10E000 1500 4100 33 000000	HS GIRLS TRACK SUPPLIES	2,500.00	0.00	3,239.50	-739.50	0.00	2,023.14	129.58
10E000 1500 4100 34 000000	HS GIRLS GOLF SUPPLIES	1,000.00	0.00	372.40	627.60	0.00	943.35	37.24
10E000 1500 4100 35 000000	HS GIRLS TENNIS SUPPLIES	1,000.00	0.00	2,068.05	-1,068.05	0.00	874.57	206.81
10E000 1500 4100 36 000000	HS GIRLS SOCCER SUPPLIES	3,000.00	0.00	3,436.90	-436.90	0.00	219.95	114.56
10E000 1500 4100 40 000000	JH GIRLS BASKETBALL SUPPLIE	3,000.00	0.00	2,900.00	100.00	0.00	640.00	96.67
10E000 1500 4100 41 000000	JH GIRLS TRACK SUPPLIES	1,500.00	0.00	1,741.50	-241.50	0.00	1,232.13	116.10
10E000 1500 4100 42 000000	JH GIRLS CROSS COUNTRY SUPP	200.00	0.00	121.00	79.00	0.00	0.00	60.50
10E000 1500 4100 43 000000	Adams Softball	0.00	0.00	0.00	0.00	0.00	0.00	0.00
10E000 1500 4100 44 000000	Adams Boaseball	0.00	0.00	0.00	0.00	0.00	0.00	0.00
10E000 1500 4100 45 000000	Adams Girls Cross Country	0.00	0.00	0.00	0.00	0.00	0.00	0.00
10E000 1500 4100 46 000000	Adams Boys Cross Country	0.00	0.00	0.00	0.00	0.00	0.00	0.00
10E000 1500 4100 47 000000	Adams Volleyball	0.00	0.00	0.00	0.00	0.00	0.00	0.00
10E000 1500 4100 48 000000	Adams Boys Basketball	0.00	0.00	0.00	0.00	0.00	0.00	0.00

Account Number	Account Level Description Account Number	2022-23 Original Budget	June 2022-23 Monthly Activity	2022-23 FYTD Activity	2022-23 Available Funds	Encumbered Amount	2021-22 FY Activity	2022-23 FYTD %
10	EDUCATIONAL FUND							
10E000 1500 4100 49 000000	Adams Girls Basketball	0.00	0.00	0.00	0.00	0.00	0.00	0.00
10E000 1500 4100 50 000000		0.00	0.00	0.00	0.00	0.00	0.00	0.00
10E000 1500 4100 51 000000	Adams Girls Track	0.00	0.00	0.00	0.00	0.00	0.00	0.00
10E000 1500 4100 52 000000	Adams Cheer	0.00	0.00	0.00	0.00	0.00	0.00	0.00
10E000 1500 4110 00 000000	ATHL: AWARDS	9,500.00	0.00	4,655.10	4,844.90	0.00	724.25	49.00
10E000 1500 4110 01 000000	FOOTBALL AWARDS	400.00	0.00	300.00	100.00	0.00	240.00	75.00
10E000 1500 4110 02 000000	HS BOYS CROSS COUNTRY AWARD	200.00	0.00	106.00	94.00	0.00	154.00	53.00
10E000 1500 4110 03 000000	HS BOYS TENNIS AWARDS	300.00	45.00	45.00	255.00	0.00	308.00	15.00
10E000 1500 4110 04 000000	HS BOYS SOCCER AWARDS	200.00	0.00	84.00	116.00	0.00	106.00	42.00
10E000 1500 4110 05 000000	HS BOYS TRACK AWARDS	200.00	120.00	120.00	80.00	0.00	56.00	60.00
10E000 1500 4110 06 000000	WRESTLING AWARDS	200.00	0.00	135.90	64.10	0.00	202.00	67.95
10E000 1500 4110 07 000000	BASEBALL AWARDS	200.00	75.00	145.00	55.00	0.00	120.00	72.50
10E000 1500 4110 08 000000	SOFTBALL AWARDS	150.00	75.00	145.00	5.00	0.00	132.00	96.67
10E000 1500 4110 09 000000	FISHING AWARDS	100.00	60.00	130.00	-30.00	0.00	116.00	130.00
10E000 1500 4110 10 000000	BOWLING AWARDS	200.00	0.00	36.00	164.00	0.00	168.00	18.00
10E000 1500 4110 11 000000	VOLLEYBALL AWARDS	250.00	0.00	120.00	130.00	0.00	106.00	48.00
10E000 1500 4110 12 000000	HS BOYS GOLF AWARDS	100.00	0.00	14.00	86.00	0.00	74.00	14.00
10E000 1500 4110 13 000000	CHEERLEADING AWARDS	250.00	0.00	286.00	-36.00	0.00	118.00	114.40
10E000 1500 4110 14 000000	DANCE/POM PON AWARDS	200.00	0.00	120.00	80.00	0.00	36.00	60.00
10E000 1500 4110 15 000000	HS BOYS BASKETBALL AWARDS	200.00	45.00	313.50	-113.50	0.00	188.00	156.75
10E000 1500 4110 20 000000	JH BOYS BASKETBALL AWARDS	200.00	0.00	465.00	-265.00	0.00	199.97	232.50
10E000 1500 4110 21 000000	JH BASEBALL AWARDS	200.00	0.00	55.00	145.00	0.00	189.24	27.50
10E000 1500 4110 22 000000	JH SOFTBALL AWARDS	200.00	0.00	55.00	145.00	0.00	66.00	27.50
10E000 1500 4110 23 000000	JH VOLLEYBALL AAWARDS	200.00	0.00	0.00	200.00	0.00	0.00	0.00
10E000 1500 4110 24 000000	JH CHEERLEADING AWARDS	200.00	0.00	110.00	90.00	0.00	85.00	55.00
10E000 1500 4110 25 000000	JH DANCE/POM PON AWARDS	300.00	360.00	360.00	-60.00	0.00	141.79	120.00
10E000 1500 4110 26 000000	JH BOYS TRACK AWARDS	500.00	0.00	0.00	500.00	0.00	0.00	0.00
10E000 1500 4110 27 000000	JH BOYS CROSS COUNTRY AWARD	600.00	0.00	95.05	504.95	0.00	463.85	15.84
10E000 1500 4110 31 000000	HS GIRLS BASKETBALL AWARDS	100.00	0.00	277.50	-177.50	0.00	70.00	277.50
10E000 1500 4110 32 000000	HS GIRLS CROSS COUNTRY AWAR	100.00	0.00	0.00	100.00	0.00	38.50	0.00
10E000 1500 4110 33 000000	HS GIRLS TRACK AWARDS	150.00	70.00	140.00	10.00	0.00	142.00	93.33
10E000 1500 4110 34 000000	HS GIRLS GOLF AWARDS	250.00	0.00	28.00	222.00	0.00	246.00	11.20
10E000 1500 4110 35 000000	HS GIRLS TENNIS AWARDS	300.00	0.00	60.00	240.00	0.00	90.00	20.00
10E000 1500 4110 36 000000	HS GIRLS SOCCER AWARDS	250.00	90.00	90.00	160.00	0.00	130.00	36.00
10E000 1500 4110 37 000000	HS COLOR GUARD AWARDS	0.00	0.00	0.00	0.00	0.00	0.00	0.00
10E000 1500 4110 40 000000	JH GIRLS BASKETBALL AWARDS	200.00	340.00	652.94	-452.94	0.00	230.00	326.47
10E000 1500 4110 42 000000	JH GIRLS CROSS COUNTRY AWAR	300.00	0.00	0.00	300.00	0.00	0.00	0.00
10E000 1500 4120 01 000000	FOOTBALL MEALS	1,000.00	0.00	371.22	628.78	0.00	1,088.10	37.12

Account Number	Account Level Description Account Number	2022-23 Original Budget	June 2022-23 Monthly Activity	2022-23 FYTD Activity	2022-23 Available Funds	Encumbered Amount	2021-22 FY Activity	2022-23 FYTD %
10	EDUCATIONAL FUND							
10E000 1500 4120 02 000000	HS BOYS CROSS COUNTRY MEALS	1,500.00	0.00	1,146.00	354.00	0.00	1,650.00	76.40
10E000 1500 4120 03 000000	HS BOYS TENNIS MEALS	500.00	0.00	0.00	500.00	0.00	0.00	0.00
10E000 1500 4120 04 000000	HS BOYS SOCCER MEALS	500.00	0.00	195.00	305.00	0.00	330.74	39.00
10E000 1500 4120 05 000000	HS BOYS TRACK AWARDS/MEALS	1,500.00	1,300.00	1,846.00	-1,864.00	0.00	1,757.00	?????????
10E000 1500 4120 06 000000	WRESTLING AWARDS/MEALS	3,200.00	0.00	2,670.00	530.00	0.00	2,728.35	83.44
10E000 1500 4120 07 000000	BASEBALL AWARDS/MEALS	200.00	0.00	0.00	200.00	0.00	0.00	0.00
10E000 1500 4120 08 000000	SOFTBALL AWARDS/MEALS	500.00	175.00	1,179.00	-679.00	0.00	823.00	235.80
10E000 1500 4120 09 000000	FISHING AWARDS/MEALS	100.00	189.00	309.00	-209.00	0.00	0.00	309.00
10E000 1500 4120 10 000000	BOWLING AWARDS/MEALS	500.00	0.00	736.40	-236.40	0.00	548.73	147.28
10E000 1500 4120 11 000000	VOLLEYBALL AWARDS/MEALS	400.00	0.00	0.00	400.00	0.00	165.00	0.00
10E000 1500 4120 12 000000	HS BOYS GOLF AWARDS/MEALS	400.00	0.00	202.00	198.00	0.00	282.11	50.50
10E000 1500 4120 13 000000	CHEERLEADING AWARDS/MEALS	300.00	0.00	281.25	-91.25	0.00	248.54	148.03
10E000 1500 4120 14 000000	DANCE/POM PON AWARDS/MEALS	1,000.00	0.00	1,824.00	-824.00	0.00	1,586.00	182.40
10E000 1500 4120 15 000000	HS BOYS BASKETBALL AWARDS/M	1,000.00	266.00	439.14	560.86	0.00	819.00	43.91
10E000 1500 4120 20 000000	JH BOYS BASKETBALL AWARDS/M	250.00	0.00	0.00	250.00	0.00	44.00	0.00
10E000 1500 4120 21 000000	JH BASEBALL AWARDS/MEALS	0.00	0.00	99.80	-99.80	0.00	0.00	0.00
10E000 1500 4120 22 000000	JH SOFTBALL AWARDS/MEALS	150.00	0.00	125.00	25.00	0.00	125.00	83.33
10E000 1500 4120 23 000000	JH VOLLEYBALL AAWARDS/MEALS	200.00	159.98	159.98	40.02	0.00	116.73	79.99
10E000 1500 4120 26 000000	JH BOYS TRACK AWARDS/MEALS	500.00	502.60	612.57	-112.57	0.00	419.39	122.51
10E000 1500 4120 31 000000	HS GIRLS BASKETBALL AWARDS/	200.00	0.00	300.00	-100.00	0.00	135.00	150.00
10E000 1500 4120 32 000000	HS GIRLS CROSS COUNTRY AWAR	200.00	0.00	431.00	-231.00	0.00	25.00	215.50
10E000 1500 4120 33 000000	HS GIRLS TRACK AWARDS/MEALS	1,000.00	1,004.00	1,624.00	-1,704.00	0.00	1,580.11	-2,030.00
10E000 1500 4120 34 000000	HS GIRLS GOLF AWARDS/MEALS	1,200.00	0.00	186.00	1,014.00	0.00	1,148.00	15.50
10E000 1500 4120 35 000000	HS GIRLS TENNIS AWARDS/MEAL	800.00	0.00	1,008.83	-208.83	0.00	449.45	126.10
10E000 1500 4120 40 000000	JH GIRLS BASKETBALL AWARDS/	200.00	0.00	0.00	200.00	0.00	0.00	0.00
10E303 1500 4120 36 000000	HS GIRLS SOCCER MEALS	200.00	0.00	0.00	200.00	0.00	0.00	0.00
10E000 1500 5400 00 000000	ATHL: CAP OUT	10,000.00	0.00	3,573.90	6,426.10	0.00	0.00	35.74
10E000 1500 5400 02 000000	BOYS CROSS COUNTRY CAP OUTL	600.00	0.00	0.00	600.00	0.00	0.00	0.00
10E000 1500 5400 04 000000	HS BOYS SOCCER CAPITAL OUTL	0.00	0.00	0.00	0.00	0.00	0.00	0.00
10E000 1500 5400 05 000000	HS BOYS TRACK CAPITAL OUTLA	3,000.00	0.00	748.00	2,252.00	0.00	21,520.00	24.93
10E000 1500 5400 06 000000	WRESTLING CAPITAL OUTLAY	0.00	0.00	0.00	0.00	0.00	0.00	0.00
10E000 1500 5400 07 000000	BASEBALL CAPITAL OUTLAY	1,500.00	0.00	0.00	1,500.00	0.00	0.00	0.00
10E000 1500 5400 08 000000	SOFTBALL CAPITAL OUTLAY	2,200.00	0.00	0.00	2,200.00	0.00	2,050.00	0.00
10E000 1500 5400 10 000000	BOWLING CAPITAL OUTLAY	0.00	0.00	0.00	0.00	0.00	0.00	0.00
10E000 1500 5400 11 000000	VOLLEYBALL CAPITAL OUTLAY	1,000.00	0.00	0.00	1,000.00	0.00	627.00	0.00
10E000 1500 5400 26 000000	JH BOYS TRACK CAPITAL OUTLA	0.00	0.00	0.00	0.00	0.00	0.00	0.00
10E000 1500 5400 32 000000	GIRLS CROSS COUNTRY CAP OUT	0.00	0.00	0.00	0.00	0.00	0.00	0.00
10E000 1500 5400 33 000000	HS GIRLS TRACK CAPTIAL OUTL	600.00	0.00	0.00	600.00	0.00	550.00	0.00

Account Number	Account Level Description Account Number	2022-23 Original Budget	June 2022-23 Monthly Activity	2022-23 FYTD Activity	2022-23 Available Funds	Encumbered Amount	2021-22 FY Activity	2022-23 FYTD %
10	EDUCATIONAL FUND							
10E000 1500 5400 41 000000	JH GIRLS TRACK CAPITAL OUTL	0.00	0.00	0.00	0.00	0.00	0.00	0.00
10E000 1500 5400 42 000000	JH GIRLS CROSS COUNTRY CAPI	0.00	0.00	0.00	0.00	0.00	0.00	0.00
10E000 1500 6400 00 000000	ATHL: DUES/FEES	6,000.00	0.00	9,275.00	-3,275.00	0.00	6,064.99	154.58
10E000 1500 6400 01 000000	FOOTBALL DUES/FEES	700.00	0.00	65.00	635.00	0.00	150.00	9.29
10E000 1500 6400 02 000000	HS BOYS CROSS COUNTRY DUES/	1,000.00	400.00	1,123.75	-123.75	0.00	967.50	112.38
10E000 1500 6400 03 000000	HS BOYS TENNIS DUES/FEES	200.00	0.00	0.00	200.00	0.00	0.00	0.00
10E000 1500 6400 04 000000	HS BOYS SOCCER DUES/FEES	400.00	0.00	521.00	-121.00	0.00	50.00	130.25
10E000 1500 6400 05 000000	HS BOYS TRACK DUES/FEES	1,000.00	100.00	2,110.75	-1,160.75	0.00	985.00	222.18
10E000 1500 6400 06 000000	WRESTLING DUES/FEES	1,000.00	0.00	2,025.00	-1,157.75	0.00	1,117.75	233.50
10E000 1500 6400 07 000000	BASEBALL DUES/FEES	100.00	300.00	745.00	-645.00	0.00	70.00	745.00
10E000 1500 6400 08 000000	SOFTBALL DUES/FEES	300.00	0.00	375.00	-75.00	0.00	125.00	125.00
10E000 1500 6400 09 000000	FISHING DUES/FEES	500.00	200.00	500.00	0.00	0.00	300.00	100.00
10E000 1500 6400 10 000000	BOWLING DUES/FEES	1,200.00	0.00	1,165.00	35.00	0.00	870.00	97.08
10E000 1500 6400 11 000000	VOLLEYBALL DUES/FEES	800.00	0.00	900.00	-100.00	0.00	500.00	112.50
10E000 1500 6400 12 000000	HS BOYS GOLF DUES/FEES	4,000.00	0.00	1,431.00	2,569.00	0.00	1,422.83	35.78
10E000 1500 6400 14 000000	DANCE/POM PON DUES AND FEES	300.00	0.00	450.00	-150.00	0.00	300.00	150.00
10E000 1500 6400 15 000000	HS BOYS BASKETBALL DUES/FEE	600.00	0.00	0.00	600.00	0.00	570.00	0.00
10E000 1500 6400 20 000000	JH BOYS BASKETBALL DUES/FEE	150.00	0.00	0.00	150.00	0.00	150.00	0.00
10E000 1500 6400 21 000000	JH BASEBALL DUES/FEES	150.00	0.00	130.00	20.00	0.00	0.00	86.67
10E000 1500 6400 23 000000	JH VOLLEYBALL DUES/FEES	400.00	0.00	490.00	-90.00	0.00	225.00	122.50
10E000 1500 6400 25 000000	JH DANCE/POM POM DUES/FEES	300.00	0.00	400.00	-100.00	0.00	150.00	133.33
10E000 1500 6400 26 000000	JH BOYS TRACK DUES/FEES	300.00	200.00	200.00	100.00	0.00	239.80	66.67
10E000 1500 6400 27 000000	JH BOYS CROSS COUNTRY DUES/	400.00	0.00	519.00	-119.00	0.00	307.23	129.75
10E000 1500 6400 31 000000	HS GIRLS BASKETBALL DUES/FE	550.00	0.00	350.00	200.00	0.00	525.00	63.64
10E000 1500 6400 32 000000	HS GIRLS CROSS COUNTRY DUES	800.00	0.00	357.50	442.50	0.00	612.50	44.69
10E000 1500 6400 33 000000	HS GIRLS TRACK DUES/FEES	1,500.00	0.00	1,390.00	110.00	0.00	1,365.00	92.67
10E000 1500 6400 34 000000	HS GIRLS GOLF DUES/FEES	3,000.00	0.00	852.99	2,147.01	0.00	2,057.00	28.43
10E000 1500 6400 35 000000	HS GIRLS TENNIS DUES/FEES	150.00	0.00	85.00	65.00	0.00	85.00	56.67
10E000 1500 6400 36 000000	HS GIRLS SOCCER DUES/FEES	600.00	0.00	610.00	-10.00	0.00	590.00	101.67
10E000 1500 6400 40 000000	JH GIRLS BASKETBALL DUES/FE	200.00	0.00	71.28	128.72	0.00	100.00	35.64
10E000 1500 6400 41 000000	JH GIRLS TRACK DUES/FEES	0.00	0.00	0.00	0.00	0.00	0.00	0.00
10E000 1500 6400 42 000000	JH GIRLS CROSS COUNTRY DUES	0.00	0.00	0.00	0.00	0.00	0.00	0.00
10E303 1500 6400 13 000000	HS CHEERLEADING DUE/FEES	0.00	0.00	0.00	0.00	0.00	0.00	0.00
10E000 1501 1120 00 000000	ADAMS: ATHL: COACHES	65,000.00	2,246.78	51,556.91	13,443.09	0.00	50,891.01	79.32
10E000 1501 2100 00 000000	ADAMS TRS EMPR.	0.00	0.00	0.00	0.00	0.00	0.00	0.00
10E000 1501 2110 00 000000	ADAMS: ATHL: TRS 9%	2,000.00	602.29	2,151.81	-151.81	0.00	1,531.50	107.59
10E000 1501 2120 00 000000	ADAMS: ATHL: IMRF	550.00	10.22	235.90	314.10	0.00	424.75	42.89
10E000 1501 2130 00 000000	ADAMS: ATHL: FICA	0.00	0.00	0.00	0.00	0.00	0.00	0.00

Account Number	Account Level Description Account Number	2022-23 Original Budget	June 2022-23 Monthly Activity	2022-23 FYTD Activity	2022-23 Available Funds	Encumbered Amount	2021-22 FY Activity	2022-23 FYTD %
10	EDUCATIONAL FUND							
10E000 1501 2140 00 000000	ADAMS: ATHL: MEDICARE	0.00	0.00	0.00	0.00	0.00	0.00	0.00
10E000 1501 2170 00 000000	ADAMS: ATHL: TRS .58%	150.00	38.85	138.79	11.21	0.00	99.29	92.53
10E000 1501 2250 00 000000	ADAMS: ATHL: TRS INS	300.00	105.06	375.36	-75.36	0.00	267.20	125.12
10E000 1501 3190 00 000000	ADAMS: ATHL: OFFICIALS	6,000.00	0.00	5,969.49	30.51	0.00	3,003.65	99.49
10E105 1501 3190 43 000000	Adams Softball Officials	0.00	0.00	0.00	0.00	0.00	0.00	0.00
10E105 1501 3190 44 000000	Adams Baseball Officials	0.00	0.00	0.00	0.00	0.00	0.00	0.00
10E105 1501 3190 45 000000	Adams Girls CC Officials	0.00	0.00	0.00	0.00	0.00	0.00	0.00
10E105 1501 3190 46 000000	Adams Boys CC Officials	0.00	0.00	0.00	0.00	0.00	0.00	0.00
10E105 1501 3190 47 000000	Adams Volleyball Officials	0.00	0.00	0.00	0.00	0.00	0.00	0.00
10E105 1501 3190 48 000000	Adams Boys BBall Officials	0.00	0.00	0.00	0.00	0.00	0.00	0.00
10E105 1501 3190 49 000000	Adams Girls BBall Officials	0.00	0.00	0.00	0.00	0.00	0.00	0.00
10E105 1501 3190 50 000000	Adams Boys Track Officials	0.00	0.00	0.00	0.00	0.00	0.00	0.00
10E105 1501 3190 51 000000	Adams Girls Track Officials	0.00	0.00	0.00	0.00	0.00	0.00	0.00
10E105 1501 3320 43 000000	Adams Softball Travel	0.00	0.00	0.00	0.00	0.00	0.00	0.00
10E105 1501 3320 44 000000	Adams Baseball Travel	0.00	0.00	0.00	0.00	0.00	0.00	0.00
10E105 1501 3320 45 000000	Adams Girls CC Travel	0.00	0.00	0.00	0.00	0.00	0.00	0.00
10E105 1501 3320 46 000000	Adams Boys CC Travel	0.00	0.00	0.00	0.00	0.00	0.00	0.00
10E105 1501 3320 47 000000	Adams Volleyball Travel	0.00	0.00	0.00	0.00	0.00	0.00	0.00
10E105 1501 3320 48 000000	Adams Boys BBALL Travel	0.00	0.00	0.00	0.00	0.00	0.00	0.00
10E105 1501 3320 49 000000	Adams Girls BBALL Travel	0.00	0.00	0.00	0.00	0.00	0.00	0.00
10E105 1501 3320 50 000000	Adams Boys Track Travel	0.00	0.00	0.00	0.00	0.00	0.00	0.00
10E105 1501 3320 51 000000	Adams Girls Track Travel	0.00	0.00	0.00	0.00	0.00	0.00	0.00
10E105 1501 3320 52 000000	Adams Cheer Travel	0.00	0.00	0.00	0.00	0.00	0.00	0.00
10E000 1501 4100 00 000000	ADAMS: ATHL: SUPPLIES	25,000.00	0.00	759.31	24,240.69	0.00	469.57	3.04
10E105 1501 4100 43 000000	Adams Softball General Supp	0.00	0.00	1,860.00	-1,860.00	0.00	0.00	0.00
10E105 1501 4100 44 000000	Adams Baseball General Supp	0.00	0.00	2,135.90	-2,135.90	0.00	0.00	0.00
10E105 1501 4100 45 000000	Adams Girls CC General Supp	0.00	0.00	0.00	0.00	0.00	0.00	0.00
10E105 1501 4100 46 000000	Adams Boys CC General Suppl	0.00	0.00	892.50	-892.50	0.00	0.00	0.00
10E105 1501 4100 47 000000	Adams Volleyball General Su	0.00	0.00	635.00	-635.00	0.00	0.00	0.00
10E105 1501 4100 48 000000	Adams Boys BBALL General Su	0.00	0.00	101.70	-101.70	0.00	0.00	0.00
10E105 1501 4100 49 000000	Adams Girls BBALL General S	0.00	0.00	587.20	-587.20	0.00	0.00	0.00
10E105 1501 4100 50 000000	Adams Boys Track General Su	0.00	0.00	1,775.00	-1,775.00	0.00	0.00	0.00
10E105 1501 4100 51 000000	Adams Girls Track General S	0.00	0.00	1,725.00	-1,725.00	0.00	0.00	0.00
10E105 1501 4100 52 000000	Adams Cheer General Supply	0.00	0.00	4,998.45	-4,998.45	0.00	0.00	0.00
10E105 1501 4120 43 000000	Adams Softball Awards/Meals	0.00	0.00	0.00	0.00	0.00	0.00	0.00
10E105 1501 4120 44 000000	Adams Baseball Awards/Meals	0.00	0.00	0.00	0.00	0.00	0.00	0.00
10E105 1501 4120 45 000000	Adams Girls CC Meals/Awards	0.00	0.00	0.00	0.00	0.00	0.00	0.00
10E105 1501 4120 46 000000	Adams Boys CC Meals/Awards	0.00	0.00	0.00	0.00	0.00	0.00	0.00

Account Number	Account Level Description Account Number	2022-23 Original Budget	June 2022-23 Monthly Activity	2022-23 FYTD Activity	2022-23 Available Funds	Encumbered Amount	2021-22 FY Activity	2022-23 FYTD %
10	EDUCATIONAL FUND							
10E105 1501 4120 47 000000	Adams Volleyball Awards/Mea	0.00	0.00	0.00	0.00	0.00	0.00	0.00
10E105 1501 4120 48 000000	Adams Boys BBALL Awards/Mea	0.00	0.00	0.00	0.00	0.00	0.00	0.00
10E105 1501 4120 49 000000	Adams Girls BBALL Awards/Me	0.00	0.00	0.00	0.00	0.00	0.00	0.00
10E105 1501 4120 50 000000	Adams Boys Track Awards/Mea	0.00	0.00	0.00	0.00	0.00	0.00	0.00
10E105 1501 4120 51 000000	Adams Girls Track Awards/Me	0.00	0.00	0.00	0.00	0.00	0.00	0.00
10E105 1501 4120 52 000000	Adams Cheer Awards/Meals	0.00	0.00	0.00	0.00	0.00	0.00	0.00
10E105 1501 5400 43 000000	Adams Softball Capital Outl	0.00	0.00	0.00	0.00	0.00	0.00	0.00
10E105 1501 5400 44 000000	Adams Baseball Capital Outl	0.00	0.00	0.00	0.00	0.00	0.00	0.00
10E105 1501 5400 45 000000	Adams Girls CC Capital Outl	0.00	0.00	0.00	0.00	0.00	0.00	0.00
10E105 1501 5400 46 000000	Adams Boys CC Capital Outla	0.00	0.00	0.00	0.00	0.00	0.00	0.00
10E105 1501 5400 47 000000	Adams Volleyball Capital Ou	0.00	0.00	3,650.00	-3,650.00	0.00	0.00	0.00
10E105 1501 5400 48 000000	Adams Boys BBALL Capital Ou	0.00	0.00	0.00	0.00	0.00	0.00	0.00
10E105 1501 5400 49 000000	Adams Girls BBALL Capital O	0.00	0.00	0.00	0.00	0.00	0.00	0.00
10E105 1501 5400 50 000000	Adams Boys Track Capital Ou	0.00	0.00	0.00	0.00	0.00	0.00	0.00
10E105 1501 5400 51 000000	Adams Girls Track Capital O	0.00	0.00	0.00	0.00	0.00	0.00	0.00
10E105 1501 5400 52 000000	Adams Cheer Capital Outlay	0.00	0.00	0.00	0.00	0.00	0.00	0.00
10E000 1501 6400 00 000000	ADAMS: ATHL: DUES/FEES	2,000.00	179.84	3,311.68	-1,311.68	0.00	1,608.97	165.58
10E105 1501 6400 43 000000	Adams Softball Dues/Fees	0.00	0.00	0.00	0.00	0.00	0.00	0.00
10E105 1501 6400 44 000000	Adams Baseball Dues/Fees	0.00	0.00	0.00	0.00	0.00	0.00	0.00
10E105 1501 6400 45 000000	Adams Girls CC Dues/Fees	0.00	0.00	0.00	0.00	0.00	0.00	0.00
10E105 1501 6400 46 000000	Adams Boys CC Dues/Fees	0.00	0.00	0.00	0.00	0.00	0.00	0.00
10E105 1501 6400 47 000000	Adams Volleyball Dues/Fees	0.00	0.00	0.00	0.00	0.00	0.00	0.00
10E105 1501 6400 48 000000	Adams Boys BBALL Dues/Fees	0.00	0.00	0.00	0.00	0.00	0.00	0.00
10E105 1501 6400 49 000000	Adams Girls BBALL Dues/Fees	0.00	0.00	0.00	0.00	0.00	0.00	0.00
10E105 1501 6400 50 000000	Adams Boys Track Dues/Fees	0.00	0.00	0.00	0.00	0.00	0.00	0.00
10E105 1501 6400 51 000000	Adams Girls Track Dues/Fees	0.00	0.00	0.00	0.00	0.00	0.00	0.00
10E105 1501 6400 52 000000	Adams Cheer Dues/Fees	0.00	0.00	0.00	0.00	0.00	0.00	0.00
10E000 1600 1120 00 000002	JH SUM SCH SALARY: TEACHER	0.00	0.00	0.00	0.00	0.00	0.00	0.00
10E000 1600 1120 00 000003	HS SUM SCH SALARY: TEACH	0.00	0.00	0.00	0.00	0.00	0.00	0.00
10E000 1600 2110 00 000002	JH SUMMER SCHHOL TRS 9%	0.00	0.00	0.00	0.00	0.00	0.00	0.00
10E000 1600 2110 00 000003	HS SUMMER SCHOOL TRS 9%	0.00	0.00	0.00	0.00	0.00	0.00	0.00
10E000 1600 2170 00 000002	JH SUMMER SCHOOL TRS .58%	0.00	0.00	0.00	0.00	0.00	0.00	0.00
10E000 1600 2170 00 000003	HS SUMMER SCHOOL TRS .58%	0.00	0.00	0.00	0.00	0.00	0.00	0.00
10E000 1600 2250 00 000002	JH SUMMER SCHOOL TRS HEALTH	0.00	0.00	0.00	0.00	0.00	0.00	0.00
10E000 1600 2250 00 000003	HS SUMMER SCHOOL TRS HEALTH	0.00	0.00	0.00	0.00	0.00	0.00	0.00
10E941 2110 1120 00 000000	MCKINNEY VENTO GRANT SALARY	52,500.00	4,200.00	44,100.00	8,400.00	0.00	0.00	84.00
10E941 2110 2100 00 000000	MCKINNEY VENTO GRANT FED TR	6,100.00	0.00	0.00	6,100.00	0.00	0.00	0.00
10E941 2110 2110 00 000000	MCKINNEY VENTO GRANT TRS	5,200.00	1,246.15	5,192.27	7.73	0.00	0.00	99.85

Account Number	Account Level Description Account Number	2022-23 Original Budget	June 2022-23 Monthly Activity	2022-23 FYTD Activity	2022-23 Available Funds	Encumbered Amount	2021-22 FY Activity	2022-23 FYTD %
10	EDUCATIONAL FUND							
10E941 2110 2170 00 000000	MCKINNEY VENTO GRANT TRS .5	340.00	80.39	334.99	5.01	0.00	0.00	98.53
10E941 2110 2220 00 000000		0.00	655.26	7,746.70	-7,746.70	0.00	0.00	0.00
10E941 2110 2250 00 000000	MCKINNEY VENTO GRANT TRS TH	910.00	217.39	905.76	4.24	0.00	0.00	99.53
10E105 2122 1120 00 000000	ADAMS PUPIL SERV SALARY	74,660.00	6,221.66	74,307.44	352.56	0.00	72,151.72	99.53
10E107 2122 1120 00 000000	JEFFERSON PUPIL SERV SALARY	0.00	0.00	0.00	0.00	0.00	0.00	0.00
10E108 2122 1120 00 000000	LINCOLN PUP SERV SALARY	69,500.00	5,788.34	69,115.92	384.08	0.00	67,026.76	99.45
10E109 2122 1120 00 000000	LONGFELLOW PUPIL SERV SALAR	0.00	0.00	0.00	0.00	0.00	0.00	0.00
10E110 2122 1120 00 000000	WASHINGTON PUPIL SERV SALAR	0.00	0.00	0.00	0.00	0.00	0.00	0.00
10E204 2122 1120 00 000000	JH PUPIL SERV SALARY	128,100.00	10,673.34	127,028.40	1,071.60	0.00	121,103.32	99.16
10E303 2122 1120 00 000000	HS PUPIL SERV SALARY	405,000.00	29,254.42	349,113.30	55,886.70	0.00	338,958.68	86.20
10E902 2122 1120 30 000000	TITLE I SALARY	13,300.00	0.00	0.00	13,300.00	0.00	0.00	0.00
10E902 2122 1120 30 105000	ADAMS TITLE I SALARY	0.00	0.00	1,221.08	-1,221.08	0.00	6,105.39	0.00
10E902 2122 1120 30 107000	JEFFERSON TITLE I SALARY	0.00	0.00	1,221.08	-1,221.08	0.00	6,105.39	0.00
10E902 2122 1120 30 108000	LINCOLN TITLE I SALARY	0.00	0.00	1,221.08	-1,221.08	0.00	6,105.39	0.00
10E902 2122 1120 30 109000	LONGFELLOW TITLE I SALARY	0.00	0.00	19,307.72	-19,307.72	0.00	96,538.59	0.00
10E902 2122 1120 30 110000	WASHINGTON TITLE I SALARY	0.00	0.00	1,221.08	-1,221.08	0.00	6,105.39	0.00
10E930 2122 1120 00 107000	TITLE I PUPIL SALARY	0.00	4,716.66	56,616.60	-56,616.60	0.00	8,797.52	0.00
10E930 2122 1120 00 109000	TITLE I PUPIL SALARY	0.00	4,648.34	46,483.40	-46,483.40	0.00	8,664.16	0.00
10E930 2122 1120 00 110000	TITLE I PUPIL SALARY	0.00	2,100.00	11,550.00	-11,550.00	0.00	5,698.76	0.00
10E930 2122 1120 30 000000	TITLE I:PUPIL SERV. SAL	139,040.00	0.00	0.00	139,040.00	0.00	0.00	0.00
10E105 2122 1130 00 000000	ADAMS PUPIL SERV INCREMENT	4,930.00	410.84	4,903.80	26.20	0.00	4,755.08	99.47
10E204 2122 1130 00 000000	JH PUPIL SERV INCREMENT	4,800.00	398.34	4,753.80	46.20	0.00	4,605.08	99.04
10E303 2122 1130 00 000000	HS PUPIL SERV INCREMENT	30,000.00	2,307.90	27,591.56	2,408.44	0.00	26,967.24	91.97
10E107 2122 1200 00 000000	JEFFERSON SUB FOR 2122	0.00	0.00	0.00	0.00	0.00	0.00	0.00
10E108 2122 1200 00 000000	LINCOLN SUB FOR 2122	0.00	165.00	270.00	-270.00	0.00	0.00	0.00
10E110 2122 1200 00 000000	WASHINGTON SUB FOR 2122	0.00	0.00	0.00	0.00	0.00	0.00	0.00
10E204 2122 1200 00 000000	MJHS SUB FOR 2122	0.00	0.00	0.00	0.00	0.00	0.00	0.00
10E902 2122 1200 30 105000		0.00	0.00	0.00	0.00	0.00	0.00	0.00
10E902 2122 1200 30 107000	JE TITLE I PUPIL SERV	0.00	0.00	0.00	0.00	0.00	0.00	0.00
10E902 2122 1200 30 108000		0.00	0.00	0.00	0.00	0.00	0.00	0.00
10E902 2122 1200 30 109000	LO TITLE I PUPIL SERV	0.00	0.00	0.00	0.00	0.00	0.00	0.00
10E902 2122 1200 30 110000		0.00	0.00	0.00	0.00	0.00	0.00	0.00
10E930 2122 1200 00 109000		0.00	0.00	0.00	0.00	0.00	0.00	0.00
10E930 2122 1200 00 110000		0.00	0.00	0.00	0.00	0.00	0.00	0.00
10E105 2122 2100 00 000000	ADAMS TRS-R	0.00	0.00	0.00	0.00	0.00	0.00	0.00
10E107 2122 2100 00 000000	JEFFERSON TRS-R	0.00	0.00	0.00	0.00	0.00	0.00	0.00
10E108 2122 2100 00 000000	LINCOLN TRS-R	0.00	0.00	0.00	0.00	0.00	0.00	0.00
10E109 2122 2100 00 000000	LONGFELLOW TRS-R	0.00	0.00	0.00	0.00	0.00	0.00	0.00

Account Number	Account Level Description Account Number	2022-23 Original Budget	June 2022-23 Monthly Activity	2022-23 FYTD Activity	2022-23 Available Funds	Encumbered Amount	2021-22 FY Activity	2022-23 FYTD %
10	EDUCATIONAL FUND							
10E110 2122 2100 00 000000	WASHINGTON TRS-R	0.00	0.00	0.00	0.00	0.00	0.00	0.00
10E204 2122 2100 00 000000	JH TRS-R	0.00	0.00	0.00	0.00	0.00	0.00	0.00
10E303 2122 2100 00 000000	HS TRS-R	0.00	0.00	0.00	0.00	0.00	0.00	0.00
10E902 2122 2100 30 000000	TITLE I FEDERAL TRS	0.00	0.00	0.00	0.00	0.00	0.00	0.00
10E902 2122 2100 30 105000	AD TITLE I PUPIL SERV FED T	0.00	0.00	0.00	0.00	0.00	830.13	0.00
10E902 2122 2100 30 107000	JE TITLE I PUPIL SERV FED T	0.00	0.00	0.00	0.00	0.00	830.13	0.00
10E902 2122 2100 30 108000		0.00	0.00	0.00	0.00	0.00	830.13	0.00
10E902 2122 2100 30 109000	LO TITLE I PUPIL SERV FED T	0.00	0.00	0.00	0.00	0.00	13,125.09	0.00
10E902 2122 2100 30 110000		0.00	0.00	0.00	0.00	0.00	830.13	0.00
10E930 2122 2100 00 107000	JE TITLE I PUPIL SERV FED T	0.00	1,631.14	7,613.98	-7,613.98	0.00	0.00	0.00
10E930 2122 2100 00 109000	LO TITIE I PUPIL SERV FED T	0.00	1,607.51	6,430.07	-6,430.07	0.00	0.00	0.00
10E930 2122 2100 00 110000	WA TITILE I PUPIL SERV FED	0.00	726.24	1,815.60	-1,815.60	0.00	0.00	0.00
10E930 2122 2100 30 000000	TITLE I:PUPIL SER TRS 10	16,050.00	0.00	0.00	16,050.00	0.00	0.00	0.00
10E105 2122 2110 00 000000	ADAMS PUPIL SERV TRS	7,900.00	1,967.88	7,871.52	28.48	0.00	7,646.86	99.64
10E107 2122 2110 00 000000	JEFFERSON PUPIL SERV TRS	0.00	0.00	0.00	0.00	0.00	0.00	0.00
10E108 2122 2110 00 000000	LINCOLN PUPIL SERV TRS	6,900.00	1,717.42	6,869.74	30.26	0.00	6,665.47	99.56
10E109 2122 2110 00 000000	LONGFELLOW PUPIL SERV TRS	0.00	0.00	0.00	0.00	0.00	0.00	0.00
10E110 2122 2110 00 000000	WASHINGTON PUPIL SERV TRS	0.00	0.00	0.00	0.00	0.00	0.00	0.00
10E204 2122 2110 00 000000	JH PUPIL SERV TRS	13,500.00	3,285.00	13,140.00	360.00	0.00	12,500.38	97.33
10E303 2122 2110 00 000000	HS PUPIL SERV TRS 9%	43,100.00	9,364.64	37,432.92	5,667.08	0.00	36,399.59	86.85
10E902 2122 2110 30 105000	AD TITLE I PUPIL SERV TRS	0.00	0.00	0.00	0.00	0.00	724.58	0.00
10E902 2122 2110 30 107000	JE TITLE I PUPIL SERV TRS	0.00	0.00	0.00	0.00	0.00	724.58	0.00
10E902 2122 2110 30 108000		0.00	0.00	0.00	0.00	0.00	724.58	0.00
10E902 2122 2110 30 109000	LO TITLE I PUPIL SERV TRS	0.00	0.00	0.00	0.00	0.00	11,457.36	0.00
10E902 2122 2110 30 110000		0.00	0.00	0.00	0.00	0.00	724.58	0.00
10E930 2122 2110 00 107000	JE TITILE I PUPIL SERV TRS	0.00	1,399.45	6,532.42	-6,532.42	0.00	0.00	0.00
10E930 2122 2110 00 109000	LO TITLE I PUPIL SERV TRS	0.00	1,379.17	5,516.66	-5,516.66	0.00	0.00	0.00
10E930 2122 2110 00 110000	WA TITLE I PUPIL SERV TRS	0.00	623.08	1,557.73	-1,557.73	0.00	0.00	0.00
10E930 2122 2110 30 000000	TITLE I:PUPIL TRS 9.8901	14,000.00	0.00	0.00	14,000.00	0.00	0.00	0.00
10E105 2122 2170 00 000000	ADAMS PUPIL SERV TRS .58	510.00	126.95	507.83	2.17	0.00	494.90	99.57
10E107 2122 2170 00 000000	JEFFERSON PUP SERV TRS .58	0.00	0.00	0.00	0.00	0.00	0.00	0.00
10E108 2122 2170 00 000000	LINCOLN PUPIL SERV TRS	450.00	111.73	444.61	5.39	0.00	431.47	98.80
10E109 2122 2170 00 000000	LONGFELLOW PUPIL SERV TRS .	0.00	0.00	0.00	0.00	0.00	0.00	0.00
10E110 2122 2170 00 000000	WASHINGTON PUPIL SERV TRS .	0.00	0.00	0.00	0.00	0.00	0.00	0.00
10E204 2122 2170 00 000000	JH PUPIL SERV TRS .58%	1,000.00	211.92	847.68	152.32	0.00	809.06	84.77
10E303 2122 2170 00 000000	HS PUPIL SERV TRS .58	3,000.00	604.10	2,414.70	585.30	0.00	2,356.41	80.49
10E902 2122 2170 30 105000	AD TITLE I PUPIL SERV TRS .	0.00	0.00	0.00	0.00	0.00	46.82	0.00
10E902 2122 2170 30 107000	JE TITLE I PUPIL SERV TRS .	0.00	0.00	0.00	0.00	0.00	46.82	0.00

Account Number	Account Level Description Account Number	2022-23 Original Budget	June 2022-23 Monthly Activity	2022-23 FYTD Activity	2022-23 Available Funds	Encumbered Amount	2021-22 FY Activity	2022-23 FYTD %
10	EDUCATIONAL FUND							
10E902 2122 2170 30 108000		0.00	0.00	0.00	0.00	0.00	46.82	0.00
10E902 2122 2170 30 109000	LO TITLE I PUPIL SERV TRS .	0.00	0.00	0.00	0.00	0.00	741.61	0.00
10E902 2122 2170 30 110000		0.00	0.00	0.00	0.00	0.00	46.82	0.00
10E930 2122 2170 00 107000	JE TITLE I PUPIL SERV TRS .	0.00	90.28	421.48	-421.48	0.00	0.00	0.00
10E930 2122 2170 00 109000	LO TITLE I PUPIL SERV TRS .	0.00	88.97	355.90	-355.90	0.00	0.00	0.00
10E930 2122 2170 00 110000	WA TITLE I PUPIL SERV TRS .	0.00	40.20	100.50	-100.50	0.00	0.00	0.00
10E930 2122 2170 30 000000	TITLE I:PUPIL SER TRS.58	900.00	0.00	0.00	900.00	0.00	0.00	0.00
10E105 2122 2220 00 000000	ADAMS PUPIL SERV HEALTH INS	16,100.00	1,338.48	15,940.06	159.94	0.00	14,490.72	99.01
10E107 2122 2220 00 000000	JEFFERSON PUP SERV HEALTH I	0.00	0.00	0.00	0.00	0.00	0.00	0.00
10E108 2122 2220 00 000000	LINCOLN PUPIL SERV HEALTH I	23,000.00	1,898.06	22,604.16	395.84	0.00	20,549.12	98.28
10E109 2122 2220 00 000000	LONGFELLOW PUPIL SERV HEALT	0.00	0.00	0.00	0.00	0.00	0.00	0.00
10E110 2122 2220 00 000000	WASHINGTON PUPIL SERV HEALT	0.00	0.00	0.00	0.00	0.00	0.00	0.00
10E204 2122 2220 00 000000	JH PUPIL SERV HEALTH INS	45,500.00	3,796.12	45,208.32	291.68	0.00	41,098.24	99.36
10E303 2122 2220 00 000000	HS PUPIL SERV HEALTH INSURA	86,500.00	7,196.62	85,705.14	794.86	0.00	77,913.00	99.08
10E902 2122 2220 30 105000	AD TITLE I HEALTH INS	225.00	0.00	223.72	1.28	0.00	1,106.14	99.43
10E902 2122 2220 30 107000	JE TITLE I HEALTH INS	225.00	0.00	223.72	1.28	0.00	1,106.14	99.43
10E902 2122 2220 30 108000		225.00	0.00	223.72	1.28	0.00	1,106.14	99.43
10E902 2122 2220 30 109000	LO TITLE I HEALTH INS	1,610.00	0.00	1,605.00	5.00	0.00	7,683.56	99.69
10E902 2122 2220 30 110000		225.00	0.00	223.72	1.28	0.00	1,106.14	99.43
10E930 2122 2220 00 107000	JE TITLE I HEALTH INS	0.00	723.54	7,235.40	-7,235.40	0.00	1,255.72	0.00
10E930 2122 2220 30 000000	TITLE I:PUPIL SERV. INS	15,700.00	0.00	0.00	15,700.00	0.00	0.00	0.00
10E105 2122 2250 00 000000	ADAMS PUPIL SERV TRS INS	1,400.00	343.30	1,373.26	26.74	0.00	1,333.93	98.09
10E107 2122 2250 00 000000	JEFFERSON PUPIL SERV TRS IN	0.00	0.00	0.00	0.00	0.00	0.00	0.00
10E108 2122 2250 00 000000	LINCOLN PUPIL SERV TRS INS	1,200.00	300.70	1,200.14	-0.14	0.00	1,162.76	100.01
10E109 2122 2250 00 000000	LONGFELLOW PUPIL SERV TRS I	0.00	0.00	0.00	0.00	0.00	0.00	0.00
10E110 2122 2250 00 000000	WASHINGTON PUPIL SERV TRS I	0.00	0.00	0.00	0.00	0.00	0.00	0.00
10E204 2122 2250 00 000000	JH PUPIL SERV TRS INS	2,500.00	573.06	2,292.24	207.76	0.00	2,180.64	91.69
10E303 2122 2250 00 000000	HS PUPIL SERV TRS HEALTH IN	8,000.00	1,633.64	6,530.09	1,469.91	0.00	6,349.89	81.63
10E902 2122 2250 30 105000	AD TITLE I TRS HEALTH	0.00	0.00	0.00	0.00	0.00	126.45	0.00
10E902 2122 2250 30 107000	JE TITLE I TRS HEALTH	0.00	0.00	0.00	0.00	0.00	126.45	0.00
10E902 2122 2250 30 108000		0.00	0.00	0.00	0.00	0.00	126.45	0.00
10E902 2122 2250 30 109000	LO TITLE I TRS HEALTH	0.00	0.00	0.00	0.00	0.00	1,998.90	0.00
10E902 2122 2250 30 110000		0.00	0.00	0.00	0.00	0.00	126.45	0.00
10E930 2122 2250 00 107000	JE TITLE I TRS HEALTH	0.00	244.13	1,139.63	-1,139.63	0.00	0.00	0.00
10E930 2122 2250 00 109000	LO TITLE I TRS HEALTH	0.00	240.59	962.39	-962.39	0.00	0.00	0.00
10E930 2122 2250 00 110000	WA TITLE I TRS HEALTH	0.00	108.70	271.78	-271.78	0.00	0.00	0.00
10E930 2122 2250 30 000000	TITLE I:PUR SERV .5% IN	1,000.00	0.00	0.00	1,000.00	0.00	0.00	0.00
10E105 2122 3320 00 000000	ADAMS PUPIL SERV TRAVEL	0.00	0.00	0.00	0.00	0.00	0.00	0.00

Account Number	Account Level Description Account Number	2022-23 Original Budget	June 2022-23 Monthly Activity	2022-23 FYTD Activity	2022-23 Available Funds	Encumbered Amount	2021-22 FY Activity	2022-23 FYTD %
10	EDUCATIONAL FUND							
10E107 2122 3320 00 000000	JEFFERSON PUPIL SERV TRAVEL	0.00	0.00	0.00	0.00	0.00	0.00	0.00
10E108 2122 3320 00 000000	LINCOLN PUPIL SERV TRAVEL	0.00	0.00	0.00	0.00	0.00	0.00	0.00
10E109 2122 3320 00 000000	LONGFELLOW PUPIL SERV TRAVE	0.00	0.00	0.00	0.00	0.00	0.00	0.00
10E110 2122 3320 00 000000	WASHINGTON PUPIL SERV TRAVE	0.00	0.00	0.00	0.00	0.00	0.00	0.00
10E204 2122 3320 00 000000	JH PUPIL SERV TRAVEL	0.00	0.00	0.00	0.00	0.00	0.00	0.00
10E303 2122 3320 00 000000	HS PUPIL SERV TRAVEL	0.00	0.00	0.00	0.00	0.00	0.00	0.00
10E105 2122 4100 00 000000	ADAMS PUPIL SERV SUPPLIES	0.00	0.00	0.00	0.00	0.00	0.00	0.00
10E107 2122 4100 00 000000	JEFFERSON PUP SERV SUPPLIES	0.00	0.00	0.00	0.00	0.00	0.00	0.00
10E108 2122 4100 00 000000	LINCOLN PUPIL SERV SUPPLIES	0.00	0.00	0.00	0.00	0.00	0.00	0.00
10E109 2122 4100 00 000000	LONGFELLOW PUPIL SERV SUPPL	0.00	0.00	0.00	0.00	0.00	0.00	0.00
10E110 2122 4100 00 000000	WASHINGTON PUPIL SERV SUPPL	0.00	0.00	0.00	0.00	0.00	0.00	0.00
10E204 2122 4100 00 000000	JH PUPIL SERV SUPPLIES	0.00	0.00	0.00	0.00	0.00	0.00	0.00
10E303 2122 4100 00 000000	HS PUPIL SERV SUPPLIES	0.00	0.00	0.00	0.00	0.00	0.00	0.00
10E940 2130 4100 30 000000	ESSER SUPPLIES	0.00	0.00	0.00	0.00	0.00	0.00	0.00
10E000 2134 1150 00 000000	HEALTH SERV: SALARY	62,100.00	4,502.26	55,022.60	7,077.40	0.00	55,959.28	88.60
10E105 2134 1150 00 000000	ADAMS HEALTH SERV SALARY	27,500.00	2,278.68	27,474.98	25.02	0.00	26,035.64	99.91
10E107 2134 1150 00 000000	JEFFERSON HEALTH SERV SALAR	26,000.00	2,144.70	25,820.35	179.65	0.00	25,066.26	99.31
10E108 2134 1150 00 000000	LINCOLN HEALTH SERV SALARY	28,500.00	2,328.42	28,073.08	426.92	0.00	27,451.87	98.50
10E109 2134 1150 00 000000	LONGFELLOW HEALTH SERV SALA	25,000.00	2,012.84	24,248.53	751.47	0.00	22,848.98	96.99
10E110 2134 1150 00 000000	WASHINGTON HEALTH SERV SALA	36,000.00	2,825.76	34,344.28	1,655.72	0.00	34,594.08	95.40
10E204 2134 1150 00 000000	JH HEALTH SALARY	18,000.00	1,454.36	17,564.60	435.40	0.00	23,074.36	97.58
10E303 2134 1150 00 000000	HS HEALTH SERV SALARY	25,000.00	2,012.84	24,129.55	870.45	0.00	23,254.61	96.52
10E960 2134 1150 30 000000	ESSER II HEALTH SERV SALARY	2,615.00	0.00	2,975.00	-360.00	0.00	1,465.00	113.77
10E965 2134 1150 30 000000	ESSER III HEALTH SERVICE SA	11,000.00	3,654.84	42,626.21	-31,626.21	0.00	37,908.46	387.51
10E000 2134 1200 00 000000	HEALTH SERV SUB	1,000.00	0.00	0.00	1,000.00	0.00	442.00	0.00
10E204 2134 1200 00 000000		0.00	0.00	55.00	-55.00	0.00	0.00	0.00
10E105 2134 1250 00 000000	ADAMS HEALTH SERV SUB SALAR	1,000.00	0.00	0.00	1,000.00	0.00	2,016.00	0.00
10E107 2134 1250 00 000000	JEFFERSON HEALTH SERV SUB S	1,500.00	0.00	95.00	1,405.00	0.00	234.00	6.33
10E108 2134 1250 00 000000	LINCOLN HEALTH SERV SUB	1,000.00	0.00	0.00	1,000.00	0.00	144.00	0.00
10E109 2134 1250 00 000000	LONGFELLOW HEALTH SERV SUB	1,000.00	0.00	0.00	1,000.00	0.00	163.88	0.00
10E110 2134 1250 00 000000	WASHINGTON HEALTH SERV SUB	1,000.00	0.00	380.00	620.00	0.00	738.00	38.00
10E204 2134 1250 00 000000	JH HEALTH SERV SUB	1,000.00	0.00	470.00	530.00	0.00	90.00	47.00
10E303 2134 1250 00 000000	HS HEALT SERV SUB SALARY	1,000.00	0.00	0.00	1,000.00	0.00	0.00	0.00
10E000 2134 2110 00 000000	HEALTH SERV: TRS 9%	1,400.00	0.00	0.00	1,400.00	0.00	1,978.00	0.00
10E000 2134 2120 00 000000	HEALTH: IMRF	3,100.00	212.14	2,592.60	507.40	0.00	1,413.60	83.63
10E105 2134 2120 00 000000	ADAMS HEALTH SERV IMRF	1,375.00	107.38	1,294.69	80.31	0.00	1,226.72	94.16
10E107 2134 2120 00 000000	JEFFERSON HEALTH SERV IMRF	1,300.00	101.06	1,216.68	83.32	0.00	1,181.16	93.59
10E108 2134 2120 00 000000	LINCOLN HEALTH SERV IMRF	1,425.00	109.72	1,322.86	102.14	0.00	1,293.57	92.83

Account Number	Account Level Description Account Number	2022-23 Original Budget	June 2022-23 Monthly Activity	2022-23 FYTD Activity	2022-23 Available Funds	Encumbered Amount	2021-22 FY Activity	2022-23 FYTD %
10	EDUCATIONAL FUND							
10E109 2134 2120 00 000000	LONGFELLOW HEALTH SERV IMRF	1,250.00	94.84	1,142.54	107.46	0.00	1,076.62	91.40
10E110 2134 2120 00 000000	WASHINGTON HEALTH SERV IMRF	1,800.00	133.14	1,618.22	181.78	0.00	1,630.05	89.90
10E204 2134 2120 00 000000	JH HEALTH IMRF	1,175.00	68.52	827.56	347.44	0.00	1,087.30	70.43
10E303 2134 2120 00 000000	HS HEALTH SERV IMRF	1,250.00	94.84	1,136.93	113.07	0.00	1,031.42	90.95
10E960 2134 2120 30 000000		250.00	0.00	140.18	109.82	0.00	69.02	56.07
10E965 2134 2120 30 000000		500.00	172.20	2,008.41	-1,508.41	0.00	1,850.58	401.68
10E000 2134 2170 00 000000	HEALTH SERV: TRS .58%	400.00	0.00	0.00	400.00	0.00	129.19	0.00
10E204 2134 2170 00 000000		0.00	0.00	0.32	-0.32	0.00	0.00	0.00
10E000 2134 2220 00 000000	HEALTH SERV: INSUR	16,100.00	1,338.48	15,940.06	159.94	0.00	14,490.72	99.01
10E105 2134 2220 00 000000	ADAMS HEALTH SERV HEALTH IN	0.00	0.00	0.00	0.00	0.00	0.00	0.00
10E107 2134 2220 00 000000	JEFFERSON HEALTH SERV HEALT	0.00	0.00	0.00	0.00	0.00	0.00	0.00
10E108 2134 2220 00 000000	LINCOLN HEALTH SERV HEALTH	8,700.00	723.54	8,616.70	83.30	0.00	7,833.32	99.04
10E109 2134 2220 00 000000	LONGFELLOW HEALTH SERV HEAL	0.00	0.00	0.00	0.00	0.00	0.00	0.00
10E110 2134 2220 00 000000	WASHINGTON HEALTH SERV HEAL	8,000.00	723.54	7,958.94	41.06	0.00	0.00	99.49
10E204 2134 2220 00 000000	JH HEALTH SERV HEALTH INS	0.00	723.54	7,235.40	-7,235.40	0.00	0.00	0.00
10E303 2134 2220 00 000000	HS HEALTH SERV HEALTH INSUR	0.00	723.54	6,150.09	-6,150.09	0.00	7,175.56	0.00
10E965 2134 2220 30 000000		0.00	754.78	8,302.58	-8,302.58	0.00	0.00	0.00
10E000 2134 2250 00 000000	HEALTH SERV: TRS .5%	1,100.00	0.00	0.00	1,100.00	0.00	346.32	0.00
10E204 2134 2250 00 000000		0.00	0.00	0.36	-0.36	0.00	0.00	0.00
10E000 2134 3190 00 000000	HEALTH SERVICE: PURCHASED S	700.00	0.00	1,257.00	-557.00	0.00	210.00	179.57
10E105 2134 3190 00 000000	ADAMS HEALTH SERV PURCH SER	700.00	0.00	0.00	700.00	0.00	0.00	0.00
10E107 2134 3190 00 000000	JEFFERSON HEALT SERV PURCHA	100.00	0.00	0.00	100.00	0.00	0.00	0.00
10E108 2134 3190 00 000000	LINCOLN HEALTH SERV PURCH S	100.00	0.00	0.00	100.00	0.00	0.00	0.00
10E109 2134 3190 00 000000	LONGFELLOW HEALTH SERV PURC	100.00	0.00	0.00	100.00	0.00	0.00	0.00
10E110 2134 3190 00 000000	WASHINGTON HEALTH SERV PURC	100.00	0.00	0.00	100.00	0.00	0.00	0.00
10E204 2134 3190 00 000000	JH HEALTH SERV PURCHASED SE	100.00	0.00	0.00	100.00	0.00	0.00	0.00
10E303 2134 3190 00 000000	HS HEALTH SERV PURCHASED SE	100.00	0.00	0.00	100.00	0.00	0.00	0.00
10E000 2134 3320 00 000000	HEALTH SERV: TRAVEL	400.00	0.00	0.00	400.00	0.00	100.00	0.00
10E105 2134 3320 00 000000	ADAMS HEALTH SERV TRAVEL	250.00	0.00	54.40	195.60	0.00	0.00	21.76
10E107 2134 3320 00 000000	JEFFERSON HEALTH SERV TRAVE	250.00	0.00	0.00	250.00	0.00	0.00	0.00
10E108 2134 3320 00 000000	LINCOLN HEALTH SERV TRAVEL	250.00	0.00	0.00	250.00	0.00	0.00	0.00
10E109 2134 3320 00 000000	LONGFELLOW HEALTH SERV TRAV	1,000.00	0.00	0.00	1,000.00	0.00	0.00	0.00
10E110 2134 3320 00 000000	WASHINGTON HEALTH SERV TRAV	250.00	0.00	60.00	190.00	0.00	0.00	24.00
10E204 2134 3320 00 000000	JH HEALTH SERV TRAVEL	400.00	0.00	0.00	400.00	0.00	0.00	0.00
10E303 2134 3320 00 000000	HS HEALTH SERV TRAVEL	250.00	0.00	0.00	250.00	0.00	0.00	0.00
10E000 2134 4100 00 000000	HEALTH SERV: SUPPLIES	4,000.00	0.00	2,897.87	1,102.13	0.00	2,668.94	72.45
10E105 2134 4100 00 000000	ADAMS HEALTH SERV SUPPLIES	1,200.00	0.00	2,061.64	-861.64	0.00	902.02	171.80
10E107 2134 4100 00 000000	JEFFERSON HEALTH SERV SUPPL	700.00	0.00	1,076.58	-376.58	0.00	413.01	153.80

Account Number	Account Level Description Account Number	2022-23 Original Budget	June 2022-23 Monthly Activity	2022-23 FYTD Activity	2022-23 Available Funds	Encumbered Amount	2021-22 FY Activity	2022-23 FYTD %
10	EDUCATIONAL FUND							
10E108 2134 4100 00 000000	LINCOLN HEALTH SERV SUPPLIE	800.00	0.00	956.47	-156.47	0.00	361.10	119.56
10E109 2134 4100 00 000000	LONGFELLOW HEALTH SERV SUPP	800.00	0.00	337.44	462.56	0.00	748.10	42.18
10E110 2134 4100 00 000000	WASHINGTON HEALTH SERV SUPP	1,000.00	0.00	852.52	147.48	0.00	605.25	85.25
10E204 2134 4100 00 000000	JH HEALTH SERV SUPPLIES	800.00	319.93	817.97	-17.97	0.00	601.83	102.25
10E303 2134 4100 00 000000	HS HEALTH SERV SUPPLIES	1,500.00	0.00	1,195.12	304.88	0.00	1,249.37	79.67
10E941 2134 4100 00 000000	MCV GRANT SUPPLIES	428.00	0.00	787.50	-359.50	0.00	0.00	184.00
10E960 2134 4100 30 000000	ESSER II HEALTH SERV SUPPLI	26,486.00	0.00	0.00	26,486.00	0.00	8,523.20	0.00
10E000 2134 5400 00 000000	HEALTH SERV: EQUIP	0.00	0.00	0.00	0.00	0.00	0.00	0.00
10E105 2134 5400 00 000000	ADAMS HEALTH SERV EQUIPMENT	0.00	0.00	0.00	0.00	0.00	0.00	0.00
10E107 2134 5400 00 000000	JEFFERSON HEALTH SERV EQUIP	0.00	0.00	0.00	0.00	0.00	0.00	0.00
10E108 2134 5400 00 000000	LINCOLN HEALTH SERV EQUIPME	0.00	0.00	0.00	0.00	0.00	0.00	0.00
10E109 2134 5400 00 000000	LONGFELLOW HEALTH SERV EQUI	0.00	0.00	0.00	0.00	0.00	0.00	0.00
10E110 2134 5400 00 000000	WASHINGTON HEALTH SERV EQUI	0.00	0.00	0.00	0.00	0.00	0.00	0.00
10E204 2134 5400 00 000000	JH HEALTH SERV CAPITAL OUTL	0.00	0.00	0.00	0.00	0.00	0.00	0.00
10E303 2134 5400 00 000000	HS HEALTH SERV CAPITAL OUTL	0.00	0.00	0.00	0.00	0.00	0.00	0.00
10E000 2190 1190 00 000000	NOON WORKERS/ CROSSING GUAR	0.00	0.00	0.00	0.00	0.00	0.00	0.00
10E105 2190 1190 00 000000	ADAMS SUPPORT STAFF SALARY	13,000.00	0.00	12,017.13	982.87	0.00	6,155.66	92.44
10E107 2190 1190 00 000000	JEFFERSON SUPPORT STAFF SAL	36,000.00	0.00	38,866.86	-2,866.86	0.00	28,728.97	107.96
10E108 2190 1190 00 000000	LINCOLN SUPPORT STAFF SALAR	70,000.00	0.00	61,161.65	8,838.35	0.00	52,777.05	87.37
10E109 2190 1190 00 000000	LONGFELLOW SUPPORT STAFF SA	32,000.00	0.00	29,643.52	2,356.48	0.00	28,738.29	92.64
10E110 2190 1190 00 000000	WASHINGTON SUPPORT STAFF SA	87,500.00	0.00	85,971.37	1,528.63	0.00	72,378.76	98.25
10E204 2190 1190 00 000000	JH SUPPORT STAFF	40,000.00	0.00	24,543.54	15,456.46	0.00	22,832.84	61.36
10E303 2190 1190 00 000000	HS SUPPORT STAFF SALARY	119,000.00	0.00	103,787.42	15,212.58	0.00	52,032.09	87.22
10E105 2190 2120 00 000000	ADAMS SUPPORT STAFF IMRF	500.00	0.00	193.52	306.48	0.00	0.00	38.70
10E107 2190 2120 00 000000	JEFFERSON SUPPORT STAFF IMR	500.00	0.00	286.90	213.10	0.00	483.42	57.38
10E108 2190 2120 00 000000	LINCOLN SUPPORT STAFF IMRF	500.00	0.00	413.54	86.46	0.00	289.07	82.71
10E109 2190 2120 00 000000	LONGFELLOW SUPPORT STAFF IM	700.00	0.00	264.93	435.07	0.00	645.27	37.85
10E110 2190 2120 00 000000	WASHINGTON SUPPORT STAFF IM	2,500.00	0.00	2,557.51	-57.51	0.00	2,293.99	102.30
10E204 2190 2120 00 000000	JH SUPPORT STAFF IMRF	1,000.00	0.00	633.80	366.20	0.00	590.54	63.38
10E303 2190 2120 00 000000	HS SUPPORT STAFF IMRF	5,000.00	0.00	4,870.82	129.18	0.00	2,451.78	97.42
10E105 2190 2220 00 000000	ADAMS SUPPORT STAFF HEALTH	0.00	0.00	0.00	0.00	0.00	0.00	0.00
10E107 2190 2220 00 000000	JEFFERSON SUPPORT STAFF HEA	0.00	0.00	0.00	0.00	0.00	0.00	0.00
10E108 2190 2220 00 000000	LINCOLN SUPPORT STAFF HEALT	0.00	0.00	0.00	0.00	0.00	32.43	0.00
10E109 2190 2220 00 000000	LONGFELLOW SUPPORT STAFF HE	0.00	0.00	0.00	0.00	0.00	0.00	0.00
10E110 2190 2220 00 000000	WASHINGTON SUPPORT STAFF HE	7,000.00	0.00	7,235.40	-235.40	0.00	6,577.60	103.36
10E204 2190 2220 00 000000	JH SUPPORT STAFF HEALTH INS	0.00	0.00	0.00	0.00	0.00	797.63	0.00
10E303 2190 2220 00 000000	HS Support Staff Health	0.00	0.00	0.00	0.00	0.00	0.00	0.00
10E303 2190 4100 00 000000	HS DIPLOMA/PROGRAM	12,000.00	2,609.80	14,061.92	-1,761.92	0.00	10,230.69	114.32

Account Number	Account Level Description Account Number	2022-23 Original Budget	June 2022-23 Monthly Activity	2022-23 FYTD Activity	2022-23 Available Funds	Encumbered Amount	2021-22 FY Activity	2022-23 FYTD %
10	EDUCATIONAL FUND							
10E000 2210 1110 00 000000	IMP INST: SALARY,DIR CUR	94,750.00	7,891.84	95,852.80	-1,102.80	0.00	92,899.92	101.16
10E902 2210 1110 30 000000	Title I: Imp Inst Dir	18,730.00	0.00	0.00	18,730.00	0.00	0.00	0.00
10E902 2210 1110 30 105000	ADAMS TITLE I IMP INST DIR	0.00	0.00	3,745.16	-3,745.16	0.00	18,725.80	0.00
10E902 2210 1110 30 107000	JEFFERSON TITLE I IMP INST	0.00	0.00	3,745.16	-3,745.16	0.00	18,725.80	0.00
10E902 2210 1110 30 108000	LINCOLN TITLE I IMP INST DI	0.00	0.00	3,745.16	-3,745.16	0.00	18,725.80	0.00
10E902 2210 1110 30 109000	LONG TITLE I IMP INST DIR	0.00	0.00	3,745.16	-3,745.16	0.00	18,725.80	0.00
10E902 2210 1110 30 110000	WASHINGTO TITLE I IMP INST	0.00	0.00	3,745.20	-3,745.20	0.00	18,726.00	0.00
10E930 2210 1110 00 105000	AD TITLE I IMP INST	0.00	0.00	0.00	0.00	0.00	2,446.16	0.00
10E930 2210 1110 00 107000	JE TITLE I IMP INST	0.00	0.00	0.00	0.00	0.00	2,446.16	0.00
10E930 2210 1110 00 108000	LI TITLE I IMP INST	0.00	0.00	0.00	0.00	0.00	2,446.16	0.00
10E930 2210 1110 00 109000	LO TITLE I IMP INST	0.00	0.00	0.00	0.00	0.00	2,446.16	0.00
10E930 2210 1110 00 110000	WA TITLE I IMP INST	0.00	0.00	0.00	0.00	0.00	2,446.20	0.00
10E930 2210 1110 30 000000	TITLE I IMP INST DIR	96,600.00	0.00	0.00	96,600.00	0.00	0.00	0.00
10E902 2210 1120 30 105000	ADAMS TITLE I IMP INST SALA	0.00	0.00	0.00	0.00	0.00	0.00	0.00
10E902 2210 1120 30 107000	JEFFER TITLE I IMP INST SAL	0.00	0.00	0.00	0.00	0.00	0.00	0.00
10E902 2210 1120 30 108000	LINCOL TITLE I IMP INST SAL	0.00	0.00	0.00	0.00	0.00	0.00	0.00
10E902 2210 1120 30 109000	LONGFE TITLE I IMP INST SAL	0.00	0.00	0.00	0.00	0.00	0.00	0.00
10E902 2210 1120 30 110000	WASHIN TITLE I IMP INST SAL	0.00	0.00	0.00	0.00	0.00	0.00	0.00
10E930 2210 1120 30 000000	TITLE I: IMPR INS CO SAL	0.00	0.00	0.00	0.00	0.00	0.00	0.00
10E303 2210 1130 00 000001	3 CIRCLE AG GRANT SALARY	1,900.00	420.30	3,324.16	-1,424.16	0.00	1,895.09	174.96
10E303 2210 1130 00 000002	LOCAL 3 CIRCLE GRANT	2,000.00	0.00	0.00	2,000.00	0.00	0.00	0.00
10E936 2210 1130 00 000004	Title SIP MJHS Stipend	0.00	0.00	0.00	0.00	0.00	0.00	0.00
10E936 2210 1130 00 000005	Title SIP Adams Stipend	0.00	0.00	0.00	0.00	0.00	0.00	0.00
10E960 2210 1130 30 000000	ESSER II Salaries	0.00	10,547.50	10,682.50	-10,682.50	0.00	0.00	0.00
10E965 2210 1130 30 000000	ESSER III CERT SALARY	54,740.00	0.00	0.00	54,740.00	0.00	0.00	0.00
10E000 2210 1150 00 000000	IMP INST: SALARY,SECRETA	40,300.00	3,356.82	40,353.78	-53.78	0.00	38,601.84	100.13
10E000 2210 1300 00 000000	Imp.Inst.-Stipends	2,800.00	0.00	74.04	2,725.96	0.00	0.00	2.64
10E902 2210 1300 30 000000	TITLE I STIPENDS	0.00	0.00	0.00	0.00	0.00	0.00	0.00
10E902 2210 1300 30 105000	ADAMS TITLE I STIPENDS	0.00	0.00	0.00	0.00	0.00	0.00	0.00
10E902 2210 1300 30 107000	JEFFERSON TITLE I STIPENDS	0.00	0.00	0.00	0.00	0.00	0.00	0.00
10E902 2210 1300 30 108000	LINCOLN TITLE I STIPENDS	0.00	0.00	0.00	0.00	0.00	0.00	0.00
10E902 2210 1300 30 109000	LONGFELLOW TITLE I STIPENDS	0.00	0.00	0.00	0.00	0.00	0.00	0.00
10E902 2210 1300 30 110000	WASHINGTON TITLE I STIPENDS	0.00	0.00	0.00	0.00	0.00	0.00	0.00
10E930 2210 1300 30 000000	TITLE I: STIPENDS	0.00	0.00	3,720.00	-3,720.00	0.00	0.00	0.00
10E930 2210 1300 30 105000	Title I Salary-Summer Schoo	0.00	655.90	6,559.00	-6,559.00	0.00	0.00	0.00
10E930 2210 1300 30 107000	Title I Salary-Summer Schoo	0.00	980.44	9,804.40	-9,804.40	0.00	0.00	0.00
10E930 2210 1300 30 108000	Title I Salary-Summer Schoo	0.00	4,614.84	46,148.40	-46,148.40	0.00	0.00	0.00
10E930 2210 1300 30 109000	Title I Salary-Summer Schoo	0.00	1,759.24	17,592.40	-17,592.40	0.00	0.00	0.00

Account Number	Account Level Description Account Number	2022-23 Original Budget	June 2022-23 Monthly Activity	2022-23 FYTD Activity	2022-23 Available Funds	Encumbered Amount	2021-22 FY Activity	2022-23 FYTD %
10	EDUCATIONAL FUND							
10E930 2210 1300 30 110000	Title I Salary-Summer Schoo	0.00	1,110.24	11,102.40	-11,102.40	0.00	0.00	0.00
10E935 2210 1300 00 000004	JH TITLE I 1003A STIPENDS	0.00	0.00	0.00	0.00	0.00	0.00	0.00
10E935 2210 1300 00 000005	AD TITLE I 1003A STIPENDS	0.00	0.00	0.00	0.00	0.00	0.00	0.00
10E935 2210 1300 00 000007	JE TITLE I 1003A STIPENDS	0.00	0.00	0.00	0.00	0.00	0.00	0.00
10E940 2210 1300 30 000000	ESSER GRANT SALARY	0.00	0.00	0.00	0.00	0.00	0.00	0.00
10E960 2210 1300 30 000000	ESSER II IMPR INSTR SALARIE	82,440.00	0.00	0.00	82,440.00	0.00	2,880.00	0.00
10E965 2210 1300 30 000000	ESSER III CERTIFIED SALARY	54,740.00	0.00	0.00	54,740.00	0.00	10,260.00	0.00
10E902 2210 2100 30 000000	TITLE I FED TRS	725.00	0.00	0.00	725.00	0.00	0.00	0.00
10E902 2210 2100 30 105000	AD TITLE I FED TRS	0.00	0.00	281.27	-281.27	0.00	2,259.82	0.00
10E902 2210 2100 30 107000	JE TITLE I FED TRS	0.00	0.00	105.48	-105.48	0.00	2,259.82	0.00
10E902 2210 2100 30 108000	LI TITLE I FED TRS	0.00	0.00	105.48	-105.48	0.00	2,259.82	0.00
10E902 2210 2100 30 109000	LO TITLE I FED TRS	0.00	0.00	105.48	-105.48	0.00	2,259.82	0.00
10E902 2210 2100 30 110000	WA TITLE I FED TRS	0.00	0.00	105.45	-105.45	0.00	2,259.83	0.00
10E930 2210 2100 00 105000	AD TITLE I FED TRS	0.00	0.00	0.00	0.00	0.00	0.00	0.00
10E930 2210 2100 00 107000	JE TITLE I FED TRS	0.00	0.00	0.00	0.00	0.00	0.00	0.00
10E930 2210 2100 00 108000	LI TITLE I FED TRS	0.00	0.00	0.00	0.00	0.00	0.00	0.00
10E930 2210 2100 00 109000	LO TITLE I FED TRS	0.00	0.00	0.00	0.00	0.00	0.00	0.00
10E930 2210 2100 00 110000	WA TITLE I FED TRS	0.00	0.00	0.00	0.00	0.00	0.00	0.00
10E930 2210 2100 30 000000	TITLE I: IMP INST RET 10	11,200.00	0.00	0.00	11,200.00	0.00	0.00	0.00
10E930 2210 2100 30 105000	Title I Fed TRS-Summer Scho	0.00	226.85	907.79	-907.79	0.00	0.00	0.00
10E930 2210 2100 30 107000	Title I Fed TRS-Summer Scho	0.00	339.05	1,356.05	-1,356.05	0.00	0.00	0.00
10E930 2210 2100 30 108000	Title I Fed TRS-Summer Scho	0.00	1,595.92	6,383.56	-6,383.56	0.00	0.00	0.00
10E930 2210 2100 30 109000	Title I FED TRS-Summer Scho	0.00	608.38	2,433.40	-2,433.40	0.00	0.00	0.00
10E930 2210 2100 30 110000	Title I Fed TRS-Summer Scho	0.00	383.95	1,535.77	-1,535.77	0.00	0.00	0.00
10E935 2210 2100 00 000004	TITLE II FED TRS	0.00	0.00	0.00	0.00	0.00	0.00	0.00
10E935 2210 2100 00 000005	TITLE SIP FED TRS	0.00	0.00	0.00	0.00	0.00	0.00	0.00
10E940 2210 2100 30 000000	ESSER GRANT FED TRS	0.00	0.00	0.00	0.00	0.00	0.00	0.00
10E960 2210 2100 30 000000		9,700.00	1,101.50	1,117.06	8,582.94	0.00	326.29	11.52
10E965 2210 2100 30 000000	ESSER III FED TRS	6,400.00	0.00	0.00	6,400.00	0.00	1,080.75	0.00
10E000 2210 2110 00 000000	IMP INST: TRS 9%	9,600.00	2,341.52	10,844.10	-1,244.10	0.00	9,187.86	112.96
10E303 2210 2110 00 000001	3 CIRCLE AG GRANT TRS 9%	400.00	124.70	411.86	-11.86	0.00	231.02	102.97
10E902 2210 2110 30 000000	TITLE I 9% TRS	500.00	0.00	0.00	500.00	0.00	0.00	0.00
10E902 2210 2110 30 105000	AD TITLE I TRS 9%	0.00	0.00	241.30	-241.30	0.00	1,852.19	0.00
10E902 2210 2110 30 107000	JE TITLE I TRS 9%	0.00	0.00	90.48	-90.48	0.00	1,852.19	0.00
10E902 2210 2110 30 108000	LI TITLE I TRS 9%	0.00	0.00	90.48	-90.48	0.00	1,852.19	0.00
10E902 2210 2110 30 109000	LO TITLE I TRS 9%	0.00	0.00	90.48	-90.48	0.00	1,852.19	0.00
10E902 2210 2110 30 110000	WA TITLE I TRS 9%	0.00	0.00	90.54	-90.54	0.00	1,851.44	0.00
10E930 2210 2110 00 105000	AD TITLE I TRS 9%	0.00	0.00	0.00	0.00	0.00	0.00	0.00

Account Number	Account Level Description Account Number	2022-23 Original Budget	June 2022-23 Monthly Activity	2022-23 FYTD Activity	2022-23 Available Funds	Encumbered Amount	2021-22 FY Activity	2022-23 FYTD %
10	EDUCATIONAL FUND							
10E930 2210 2110 00 107000	JE TITLE I TRS 9%	0.00	0.00	0.00	0.00	0.00	0.00	0.00
10E930 2210 2110 00 108000	LI TITLE I TRS 9%	0.00	0.00	0.00	0.00	0.00	0.00	0.00
10E930 2210 2110 00 109000	LO TITLE I TRS 9%	0.00	0.00	0.00	0.00	0.00	0.00	0.00
10E930 2210 2110 00 110000	WA TITLE I TRS 9%	0.00	0.00	0.00	0.00	0.00	0.00	0.00
10E930 2210 2110 30 000000	TITLE I: TRS 9.8901	9,600.00	0.00	0.00	9,600.00	0.00	0.00	0.00
10E930 2210 2110 30 105000	Title I TRS-Summer School	0.00	194.59	778.15	-778.15	0.00	0.00	0.00
10E930 2210 2110 30 107000	Title I TRS-Summer School	0.00	290.91	1,163.73	-1,163.73	0.00	0.00	0.00
10E930 2210 2110 30 108000	Title I TRS-Summer School	0.00	1,369.24	5,477.02	-5,477.02	0.00	0.00	0.00
10E930 2210 2110 30 109000	Title I TRS-Summer School	0.00	521.98	2,087.98	-2,087.98	0.00	0.00	0.00
10E930 2210 2110 30 110000	Title I TRS-Summer School	0.00	329.41	1,317.61	-1,317.61	0.00	0.00	0.00
10E935 2210 2110 00 000004	TITLE II TRS 9%	0.00	0.00	0.00	0.00	0.00	0.00	0.00
10E935 2210 2110 00 000005	TITLE SIP TRS	0.00	0.00	0.00	0.00	0.00	0.00	0.00
10E940 2210 2110 30 000000	ESSER TRS 9%	0.00	0.00	0.00	0.00	0.00	0.00	0.00
10E960 2210 2110 30 000000		8,200.00	981.29	994.65	7,205.35	0.00	284.83	12.13
10E965 2210 2110 30 000000	ESSER III TRS	5,500.00	0.00	0.00	5,500.00	0.00	996.83	0.00
10E000 2210 2120 00 000000	IMP INST: IMRF	2,000.00	158.18	1,901.55	98.45	0.00	1,818.95	95.08
10E902 2210 2120 30 000000	TITLE I IMRF	0.00	0.00	0.00	0.00	0.00	0.00	0.00
10E930 2210 2120 30 000000	TITLE 1: IMRF	0.00	0.00	0.00	0.00	0.00	0.00	0.00
10E940 2210 2120 30 000000	ESSER IMRF 4.5%	0.00	0.00	0.00	0.00	0.00	0.00	0.00
10E960 2210 2120 30 000000		0.00	6.13	6.13	-6.13	0.00	0.00	0.00
10E000 2210 2170 00 000000	IMP INST: TRS .58%	600.00	151.05	678.28	-78.28	0.00	594.72	113.05
10E303 2210 2170 00 000001	3 CIRCLE AG GRANT TRS .58%	25.00	8.04	26.56	-1.56	0.00	14.89	106.24
10E902 2210 2170 30 000000	TITLE I .58% TRS	25.00	0.00	0.00	25.00	0.00	0.00	0.00
10E902 2210 2170 30 105000	AD TITLE I TRS .58%	0.00	0.00	13.85	-13.85	0.00	119.80	0.00
10E902 2210 2170 30 107000	JE TITLE I TRS .58%	0.00	0.00	4.09	-4.09	0.00	119.80	0.00
10E902 2210 2170 30 108000	LI TITLE I TRS .58%	0.00	0.00	4.09	-4.09	0.00	119.80	0.00
10E902 2210 2170 30 109000	LO TITLE I TRS .58%	0.00	0.00	4.09	-4.09	0.00	119.80	0.00
10E902 2210 2170 30 110000	WA TITLE I TRS .58%	0.00	0.00	4.07	-4.07	0.00	120.21	0.00
10E930 2210 2170 00 105000	AD TITLE I TRS .58%	0.00	0.00	0.00	0.00	0.00	0.00	0.00
10E930 2210 2170 00 107000	JE TITLE I TRS .58%	0.00	0.00	0.00	0.00	0.00	0.00	0.00
10E930 2210 2170 00 108000	LI TITLE I TRS .58%	0.00	0.00	0.00	0.00	0.00	0.00	0.00
10E930 2210 2170 00 109000	LO TITLE I TRS .58%	0.00	0.00	0.00	0.00	0.00	0.00	0.00
10E930 2210 2170 00 110000	WA TITLE I TRS .58%	0.00	0.00	0.00	0.00	0.00	0.00	0.00
10E930 2210 2170 30 000000	TITLE I: TRS .58%	1,700.00	0.00	0.00	1,700.00	0.00	0.00	0.00
10E930 2210 2170 30 105000	Title I .58% TRS-Summer Sch	0.00	12.55	50.18	-50.18	0.00	0.00	0.00
10E930 2210 2170 30 107000	Title I .58% TRS-Summer Sch	0.00	18.77	75.11	-75.11	0.00	0.00	0.00
10E930 2210 2170 30 108000	Title I .58% TRS-Summer Sch	0.00	88.33	353.29	-353.29	0.00	0.00	0.00
10E930 2210 2170 30 109000	Title I .58% TRS-Summer Sch	0.00	33.67	134.65	-134.65	0.00	0.00	0.00

Account Number	Account Level Description Account Number	2022-23 Original Budget	June 2022-23 Monthly Activity	2022-23 FYTD Activity	2022-23 Available Funds	Encumbered Amount	2021-22 FY Activity	2022-23 FYTD %
10	EDUCATIONAL FUND							
10E930 2210 2170 30 110000	Title I .58% TRS-Summer Sch	0.00	21.25	84.97	-84.97	0.00	0.00	0.00
10E935 2210 2170 00 000004	TITLE II TRS .58%	0.00	0.00	0.00	0.00	0.00	0.00	0.00
10E935 2210 2170 00 000005	TITLE SIP TRS .58%	0.00	0.00	0.00	0.00	0.00	0.00	0.00
10E940 2210 2170 30 000000	ESSER TITLE TRS .58%	0.00	0.00	0.00	0.00	0.00	0.00	0.00
10E960 2210 2170 30 000000		530.00	66.14	67.00	463.00	0.00	18.43	12.64
10E965 2210 2170 30 000000	ESSER III TRS .58%	350.00	0.00	0.00	350.00	0.00	64.47	0.00
10E000 2210 2220 00 000000	IMP INST: HEALTH INSUR	31,300.00	2,621.60	31,220.86	79.14	0.00	28,382.44	99.75
10E902 2210 2220 30 000000	TITLE I HEALTH INSURANCE	3,650.00	0.00	0.00	3,650.00	0.00	0.00	0.00
10E902 2210 2220 30 105000	AD TITLE I HEALTH INS	0.00	0.00	724.72	-724.72	0.00	3,451.00	0.00
10E902 2210 2220 30 107000	JE TITLE I HEALTH INS	0.00	0.00	724.72	-724.72	0.00	3,451.00	0.00
10E902 2210 2220 30 108000	LI TITLE I HEALTH INS	0.00	0.00	724.72	-724.72	0.00	3,451.00	0.00
10E902 2210 2220 30 109000	LO TITLE I HEALTH INS	0.00	0.00	724.72	-724.72	0.00	3,451.00	0.00
10E902 2210 2220 30 110000	WA TITLE I HEALTH INS	0.00	0.00	724.68	-724.68	0.00	3,451.00	0.00
10E930 2210 2220 00 105000	AD TITLE I HEALTH INS	0.00	0.00	0.00	0.00	0.00	658.82	0.00
10E930 2210 2220 00 107000	JE TITLE I HEALTH INS	0.00	0.00	0.00	0.00	0.00	658.82	0.00
10E930 2210 2220 00 108000	LI TITLE I HEALTH INS	0.00	0.00	0.00	0.00	0.00	658.82	0.00
10E930 2210 2220 00 109000	LO TITLE I HEALTH INS	0.00	0.00	0.00	0.00	0.00	658.82	0.00
10E930 2210 2220 00 110000	WA TITLE I HEALTH INS	0.00	0.00	0.00	0.00	0.00	658.84	0.00
10E930 2210 2220 30 000000	TITLE I: HEALTH INS	22,650.00	0.00	0.00	22,650.00	0.00	0.00	0.00
10E930 2210 2220 30 105000		0.00	37.96	379.60	-379.60	0.00	0.00	0.00
10E930 2210 2220 30 107000		0.00	132.86	1,328.60	-1,328.60	0.00	0.00	0.00
10E930 2210 2220 30 108000		0.00	1,195.78	11,957.80	-11,957.80	0.00	0.00	0.00
10E930 2210 2220 30 109000		0.00	360.64	3,606.40	-3,606.40	0.00	0.00	0.00
10E930 2210 2220 30 110000		0.00	170.82	1,708.20	-1,708.20	0.00	0.00	0.00
10E303 2210 2225 00 000001	3 CIRCLE AG GRANT TRS THIS	0.00	0.00	0.00	0.00	0.00	0.00	0.00
10E000 2210 2250 00 000000	IMP INST: INS .5% TRS	2,300.00	408.47	1,891.75	408.25	0.00	1,602.75	82.25
10E303 2210 2250 00 000001	HS 3 CIRCLE TRS HEALTH INS	80.00	21.75	71.79	8.21	0.00	40.23	89.74
10E902 2210 2250 30 000000	TITLE I TRS HEALTH	150.00	0.00	0.00	150.00	0.00	0.00	0.00
10E902 2210 2250 30 105000	AD TITLE I TRS HEALTH INS	0.00	0.00	42.09	-42.09	0.00	323.00	0.00
10E902 2210 2250 30 107000	JE TITLE I TRS HEALTH INS	0.00	0.00	15.78	-15.78	0.00	323.00	0.00
10E902 2210 2250 30 108000	LI TITLE I TRS HEALTH INS	0.00	0.00	15.78	-15.78	0.00	323.00	0.00
10E902 2210 2250 30 109000	LO TITLE I TRS HEALTH INS	0.00	0.00	15.78	-15.78	0.00	323.00	0.00
10E902 2210 2250 30 110000	WA TITLE I TRS HEALTH INS	0.00	0.00	15.81	-15.81	0.00	323.41	0.00
10E930 2210 2250 00 105000	AD TITLE I TRS HEALTH INS	0.00	0.00	0.00	0.00	0.00	0.00	0.00
10E930 2210 2250 00 107000	JE TITLE I TRS HEALTH INS	0.00	0.00	0.00	0.00	0.00	0.00	0.00
10E930 2210 2250 00 108000	LI TITLE I TRS HEALTH INS	0.00	0.00	0.00	0.00	0.00	0.00	0.00
10E930 2210 2250 00 109000	LO TITLE I TRS HEALTH INS	0.00	0.00	0.00	0.00	0.00	0.00	0.00
10E930 2210 2250 00 110000	WA TITLE I TRS HEALTH INS	0.00	0.00	0.00	0.00	0.00	0.00	0.00

Account Number	Account Level Description Account Number	2022-23 Original Budget	June 2022-23 Monthly Activity	2022-23 FYTD Activity	2022-23 Available Funds	Encumbered Amount	2021-22 FY Activity	2022-23 FYTD %
10	EDUCATIONAL FUND							
10E930 2210 2250 30 000000	TITLE I: HEALT INS TRS .	1,700.00	0.00	0.00	1,700.00	0.00	0.00	0.00
10E930 2210 2250 30 105000	Title I TRS INS.-Summer Sch	0.00	33.94	135.63	-135.63	0.00	0.00	0.00
10E930 2210 2250 30 107000	Title I TRS INS.-Summer Sch	0.00	50.75	203.03	-203.03	0.00	0.00	0.00
10E930 2210 2250 30 108000	Title I TRS INS.-Summer Sch	0.00	238.86	955.44	-955.44	0.00	0.00	0.00
10E930 2210 2250 30 109000	Title I TRS INS.-Summer Sch	0.00	91.06	364.30	-364.30	0.00	0.00	0.00
10E930 2210 2250 30 110000	Title I TRS INS.-Summer Sch	0.00	57.46	229.90	-229.90	0.00	0.00	0.00
10E935 2210 2250 00 000004	TITLE II TRS HEALTH	0.00	0.00	0.00	0.00	0.00	0.00	0.00
10E935 2210 2250 00 000005	TITLE SIP TRS THIS	0.00	0.00	0.00	0.00	0.00	0.00	0.00
10E940 2210 2250 30 000000	ESSER TRS HEALTH INS	0.00	0.00	0.00	0.00	0.00	0.00	0.00
10E960 2210 2250 30 000000		1,500.00	174.66	176.98	1,323.02	0.00	49.68	11.80
10E965 2210 2250 30 000000	ESSER III TRS THIS	1,000.00	0.00	0.00	1,000.00	0.00	174.07	0.00
10E000 2210 3140 00 000001	IMP INST: CONTRACTUAL	12,000.00	0.00	11,697.00	303.00	0.00	0.00	97.48
10E902 2210 3140 30 000000	TITLE I CONTRACTUAL/STIPEND	33,000.00	0.00	0.00	33,000.00	0.00	500.00	0.00
10E902 2210 3140 30 105000	ADAMS TITLE I CONTRACTUAL	0.00	0.00	0.00	0.00	0.00	0.00	0.00
10E902 2210 3140 30 107000	JEFFERSON TITLE I CONTRACTU	0.00	0.00	0.00	0.00	0.00	0.00	0.00
10E902 2210 3140 30 108000	LINCOLN TITLE I CONTRACTUAL	0.00	0.00	0.00	0.00	0.00	0.00	0.00
10E902 2210 3140 30 109000	Title I PURCHASE SERVICES	0.00	0.00	0.00	0.00	0.00	237.00	0.00
10E902 2210 3140 30 110000	WASHINGTON TITLE I CONTRACT	0.00	0.00	0.00	0.00	0.00	0.00	0.00
10E930 2210 3140 30 000000	TITLE I: CONTRACTUAL/STIPEN	0.00	0.00	500.00	-500.00	0.00	0.00	0.00
10E930 2210 3140 30 105000	AD TITLE I PURCH SERV	0.00	0.00	0.00	0.00	0.00	864.00	0.00
10E930 2210 3140 30 107000	JE TITLE I PURCH SERV	0.00	0.00	0.00	0.00	0.00	1,260.00	0.00
10E930 2210 3140 30 108000	LI TITLE I PURCH SERV	0.00	0.00	0.00	0.00	0.00	2,196.00	0.00
10E930 2210 3140 30 109000	LO TITLE I PURCH SERV	0.00	0.00	0.00	0.00	0.00	2,760.00	0.00
10E930 2210 3140 30 110000	WA TITLE I PURCH SERV	0.00	0.00	0.00	0.00	0.00	2,823.05	0.00
10E960 2210 3140 30 000000	ESSER II PURCHASED SERVICES	0.00	0.00	0.40	-0.40	0.00	29,969.71	0.00
10E965 2210 3140 00 000000	ESSER III PURCHASE SERVICES	0.00	0.00	600.00	-600.00	0.00	33,273.95	0.00
10E000 2210 3190 00 000000	IMP INST: AMERICORPS	21,000.00	0.00	7,875.00	13,125.00	0.00	20,468.00	37.50
10E000 2210 3190 00 000001	Imp.Inst.-Conf.Reg.Fees	1,000.00	0.00	0.00	1,000.00	0.00	343.00	0.00
10E000 2210 3190 00 000002	Imp.Inst.-Contr.Services	15,000.00	0.00	1,705.97	13,294.03	0.00	2,175.90	11.37
10E935 2210 3190 00 000004	JH TITLE I 1003A PURCHASE S	0.00	0.00	4,410.00	-4,410.00	0.00	3,884.87	0.00
10E935 2210 3190 00 000005	AD TITLE I 1003A PURHCASE S	0.00	0.00	6,988.00	-6,988.00	0.00	2,320.79	0.00
10E935 2210 3190 00 000007	JE TITLE I 1003A PURCHASE S	0.00	0.00	0.00	0.00	0.00	0.00	0.00
10E936 2210 3190 00 000004	MJHS TITLE I SIP PUR.SERV.	0.00	0.00	0.00	0.00	0.00	0.00	0.00
10E936 2210 3190 00 000005	Title SIP Adams Purchase Se	0.00	0.00	0.00	0.00	0.00	0.00	0.00
10E940 2210 3190 30 000000	ESSER PURCHASE SERVICE	0.00	0.00	0.00	0.00	0.00	0.00	0.00
10E000 2210 3320 00 000000	IMP INST: TRAVEL	2,000.00	0.00	1,515.27	484.73	0.00	3,765.54	75.76
10E303 2210 3320 00 000004	AG GRANT: TRAVEL/REGISTRATI	300.00	0.00	0.00	300.00	0.00	325.00	0.00
10E902 2210 3320 30 000000	TITLE I TRAVEL	0.00	0.00	0.00	0.00	0.00	0.00	0.00

Account Number	Account Level Description Account Number	2022-23 Original Budget	June 2022-23 Monthly Activity	2022-23 FYTD Activity	2022-23 Available Funds	Encumbered Amount	2021-22 FY Activity	2022-23 FYTD %
10	EDUCATIONAL FUND							
10E902 2210 3320 30 105000	ADAMS TITLE I TRAVEL	0.00	0.00	0.00	0.00	0.00	0.00	0.00
10E902 2210 3320 30 107000	JEFFERSON TITLE I TRAVEL	0.00	0.00	0.00	0.00	0.00	0.00	0.00
10E902 2210 3320 30 108000	LINCOLN TITLE I TRAVEL	0.00	0.00	0.00	0.00	0.00	0.00	0.00
10E902 2210 3320 30 109000	LONGFELLOW TITLE I TRAVEL	0.00	0.00	0.00	0.00	0.00	0.00	0.00
10E902 2210 3320 30 110000	WASHINGTON TITLE I TRAVEL	0.00	0.00	0.00	0.00	0.00	0.00	0.00
10E930 2210 3320 30 000000	TITLE I: IMP INS TRAVEL	0.00	0.00	0.00	0.00	0.00	0.00	0.00
10E000 2210 4100 00 000000	IMP INST: SUPPLIES	2,000.00	0.00	1,227.17	772.83	0.00	1,899.05	61.36
10E902 2210 4100 30 105000	ADAMS TITLE I SUPPLIES	0.00	0.00	0.00	0.00	0.00	0.00	0.00
10E902 2210 4100 30 107000	JEFFERSON TITLE I SUPPLIES	0.00	0.00	0.00	0.00	0.00	0.00	0.00
10E902 2210 4100 30 108000	LINCOLN TITLE I SUPPLIES	0.00	0.00	0.00	0.00	0.00	0.00	0.00
10E902 2210 4100 30 109000	LONGFELLOW TITLE I SUPPLIES	0.00	0.00	0.00	0.00	0.00	0.00	0.00
10E902 2210 4100 30 110000	WASHINGTON TITLE I SUPPLIES	0.00	0.00	0.00	0.00	0.00	0.00	0.00
10E930 2210 4100 30 000000	TITLE I: IMPRV INST SUPL	0.00	0.00	0.00	0.00	0.00	0.00	0.00
10E000 2210 5400 00 000000	Imp of Instruction Capital	1,000.00	0.00	0.00	1,000.00	0.00	955.19	0.00
10E000 2210 6400 00 000000	IMP INST: DUES/FEES	500.00	0.00	1,441.30	-941.30	0.00	0.00	288.26
10E935 2211 2100 00 000005	TITLE SIP TRS	0.00	0.00	0.00	0.00	0.00	0.00	0.00
10E935 2211 2170 00 000005	TITLE SIP TRS .58%	0.00	0.00	0.00	0.00	0.00	0.00	0.00
10E935 2211 2250 00 000005	TITLE SIP TRS THIS	0.00	0.00	0.00	0.00	0.00	0.00	0.00
10E965 2220 1100 30 000000	ESSER III LEARNING LOSS SAL	20,802.00	0.00	2,673.75	18,128.25	0.00	4,848.00	12.85
10E965 2220 2100 30 000000		0.00	0.00	232.14	-232.14	0.00	0.00	0.00
10E965 2220 2110 30 000000		0.00	0.00	199.16	-199.16	0.00	0.00	0.00
10E965 2220 2170 30 000000		0.00	0.00	12.85	-12.85	0.00	0.00	0.00
10E965 2220 2250 30 000000		0.00	0.00	34.74	-34.74	0.00	0.00	0.00
10E960 2220 3140 30 000000	Esser II Purchase Services	0.00	0.00	32,562.00	-32,562.00	0.00	0.00	0.00
10E107 2222 4100 00 000000	Insurance replacements	0.00	10,762.06	10,762.06	-10,762.06	0.00	0.00	0.00
10E000 2222 4300 00 000004	MEDIA: GRANT-STATE LIBR	3,000.00	0.00	1,426.54	1,573.46	0.00	3,082.02	47.55
10E000 2222 4300 00 000005	Media: Kent State Univ. Gra	0.00	0.00	0.00	0.00	0.00	0.00	0.00
10E000 2222 4300 00 000006	FED BACK TO BOOKS GRANT	0.00	0.00	0.00	0.00	0.00	2,747.80	0.00
10E000 2222 4300 00 000007	ISL ROAD TO RECOVERY GRANT	0.00	0.00	0.00	0.00	0.00	24,871.88	0.00
10E105 2222 4300 00 000000	ADAMS MEDIA LIBRARY	1,000.00	0.00	1,073.49	-73.49	0.00	996.74	107.35
10E107 2222 4300 00 000000	JEFFERSON MEDIA LIBRARY	2,100.00	0.00	2,181.36	-81.36	0.00	2,121.84	103.87
10E108 2222 4300 00 000000	LINCOLN MEDIA LIBRARY	3,700.00	0.00	3,702.05	-2.05	0.00	3,727.76	100.06
10E109 2222 4300 00 000000	LONGFELLOW MEDIA LIBRARY	2,400.00	0.00	2,401.25	-1.25	0.00	2,431.59	100.05
10E110 2222 4300 00 000000	WASHINGTON MEDIA LIBRARY	3,300.00	0.00	3,301.54	-1.54	0.00	3,318.95	100.05
10E204 2222 4300 00 000000	JH MEDIA LIBRARY	7,500.00	0.00	3,770.92	5,552.08	0.00	3,939.79	40.45
10E204 2222 4300 00 000001	JH SNAPDRAGON BOOK GRANT	0.00	117.75	3,863.50	-3,863.50	0.00	0.00	0.00
10E303 2222 4300 00 000000	HS MEDIA LIBRARY	8,500.00	0.00	5,177.61	3,322.39	0.00	7,211.71	60.91
10E000 2223 4900 00 000002	MEDIA: Follett Software-All	9,900.00	0.00	0.00	9,900.00	0.00	5,297.11	0.00

Account Number	Account Level Description Account Number	2022-23 Original Budget	June 2022-23 Monthly Activity	2022-23 FYTD Activity	2022-23 Available Funds	Encumbered Amount	2021-22 FY Activity	2022-23 FYTD %
10	EDUCATIONAL FUND							
10E105 2223 4900 00 000000	ADAMS MEDIA AV	1,000.00	0.00	1,472.00	-472.00	0.00	1,025.60	147.20
10E107 2223 4900 00 000000	JEFFERSON MEDIA AV	700.00	0.00	778.35	-78.35	0.00	591.87	111.19
10E108 2223 4900 00 000000	LINCOLN MEDIA AV	1,000.00	0.00	999.99	0.01	0.00	693.48	100.00
10E109 2223 4900 00 000000	LONGFELLOW MEDIA AV	1,000.00	0.00	999.97	0.03	0.00	1,016.50	100.00
10E110 2223 4900 00 000000	WASHINGTON MEDIA AV	1,000.00	0.00	1,000.00	0.00	0.00	661.89	100.00
10E204 2223 4900 00 000000	JH MEDIA AV	2,000.00	0.00	1,633.54	366.46	0.00	1,981.20	81.68
10E303 2223 4900 00 000000	HS MEDIA AV	2,000.00	0.00	1,892.81	107.19	0.00	1,753.60	94.64
10E000 2225 1140 00 000000	TECH: SALARY	270,000.00	21,314.92	255,723.55	14,276.45	0.00	254,525.84	94.71
10E000 2225 2120 00 000000	TECH: IMRF	12,750.00	978.64	11,801.09	948.91	0.00	11,637.53	92.56
10E000 2225 2220 00 000000	TECH: HEALTH INSURANCE	35,000.00	2,170.62	27,954.94	7,045.06	0.00	31,333.28	79.87
10E000 2225 3190 00 000000	TECH: CONTRACTUAL	225,000.00	18,894.00	261,610.23	-60,629.23	47,419.00	287,037.66	105.32
10E000 2225 3320 00 000000	TECH: TRAVEL	3,000.00	0.00	2,045.75	954.25	0.00	1,519.28	68.19
10E000 2225 4100 00 000000	TECH: SUPPLIES	85,000.00	7,956.78	46,107.52	51,044.53	1,763.99	44,339.36	46.59
10E000 2225 5400 00 000000	TECH: CAP OUTLAY	90,000.00	0.00	83,509.70	6,490.30	0.00	35,029.28	92.79
10E000 2225 5400 00 000001	TECH: CAP OUTLAY 2500+	5,000.00	0.00	0.00	5,000.00	0.00	0.00	0.00
10E000 2225 6400 00 000000	TECH: DUES/FEES	500.00	0.00	85.00	415.00	0.00	75.00	17.00
10E000 2230 3160 00 000001	TESTING: ELEM.	0.00	0.00	0.00	0.00	0.00	0.00	0.00
10E000 2230 3160 00 000002	TESTING; JUNIOR HI	1,000.00	0.00	0.00	1,000.00	0.00	0.00	0.00
10E000 2230 3160 00 000003	TESTING: HIGH SCHOOL	2,000.00	0.00	0.00	2,000.00	0.00	0.00	0.00
10E902 2230 3190 30 000000	Assessment & Testing Pur. S	30,562.00	0.00	0.00	30,562.00	0.00	10,050.00	0.00
10E902 2230 3190 30 105000	ADAMS TITLE ASSESSMENT & TE	0.00	0.00	0.00	0.00	0.00	0.00	0.00
10E902 2230 3190 30 107000	JEFFER TITLE ASSESSMENT & T	0.00	0.00	0.00	0.00	0.00	0.00	0.00
10E902 2230 3190 30 108000	LINCOL TITLE ASSESSMENT & T	0.00	0.00	0.00	0.00	0.00	1,059.29	0.00
10E902 2230 3190 30 109000	LONGFE TITLE ASSESSMENT & T	0.00	0.00	0.00	0.00	0.00	0.00	0.00
10E902 2230 3190 30 110000	WASH TITLE ASSESSMENT & TES	0.00	0.00	0.00	0.00	0.00	35.53	0.00
10E930 2230 3190 30 000000	TITLE I ASSMT. & TESTING PS	0.00	0.00	0.00	0.00	0.00	0.00	0.00
10E930 2230 3190 30 105000	AD TITLE I PURCHASE SERVICE	0.00	0.00	0.00	0.00	0.00	1,045.00	0.00
10E930 2230 3190 30 107000	JE TITLE I PURCHASE SERVICE	0.00	0.00	0.00	0.00	0.00	3,252.00	0.00
10E930 2230 3190 30 108000	LI TITLE I PURCHASE SERVICE	0.00	0.00	0.00	0.00	0.00	2,500.00	0.00
10E930 2230 3190 30 109000	LO TITLE I PURCHASE SERVICE	0.00	0.00	0.00	0.00	0.00	3,581.25	0.00
10E930 2230 3190 30 110000	WA TITLE I PURCHASE SERVICE	0.00	0.00	0.00	0.00	0.00	2,500.00	0.00
10E940 2230 3190 30 000000	ESSER GRANT ASSESSMENT TEST	0.00	0.00	0.00	0.00	0.00	0.00	0.00
10E965 2230 3190 00 000000	ESSER III PURCHASE SERVICES	0.00	0.00	0.00	0.00	0.00	0.00	0.00
10E000 2230 4100 00 000000	TESTING: DISTRICT	5,000.00	0.00	76.82	4,923.18	0.00	0.00	1.54
10E000 2310 3190 00 000000	BD FINANCIAL MANAGEMENT SER	17,820.00	0.00	18,004.36	-684.36	0.00	23,135.75	101.03
10E000 2310 3320 00 000000	BD: TRAVEL	6,000.00	0.00	1,438.67	4,561.33	0.00	1,880.56	23.98
10E000 2310 3820 00 000000	BD: SUMMER YOUTH CAMPS INSU	7,000.00	0.00	0.00	7,000.00	0.00	216.00	0.00
10E000 2310 3900 00 000000	BD: OTHER	1,500.00	0.00	6,817.05	-5,317.05	0.00	1,316.61	454.47

Account Number	Account Level Description Account Number	2022-23 Original Budget	June 2022-23 Monthly Activity	2022-23 FYTD Activity	2022-23 Available Funds	Encumbered Amount	2021-22 FY Activity	2022-23 FYTD %
10	EDUCATIONAL FUND							
10E000 2310 4100 00 000000	BD: SUPPLIES	3,000.00	0.00	3,395.45	-418.00	22.55	3,814.79	113.18
10E000 2310 6400 00 000000	BD: DUES/FEES	15,000.00	2,475.00	19,028.76	-5,752.60	1,723.84	13,381.52	126.86
10E000 2321 1110 00 000000	ADMIN: SALARY	219,119.00	18,259.86	219,118.32	0.68	0.00	213,108.56	100.00
10E000 2321 1150 00 000000	ADMIN: SALARY, SECRETARY	51,680.00	4,306.66	51,679.92	0.08	0.00	49,999.92	100.00
10E000 2321 2100 00 000000	ADMIN: TRS-R	5,412.00	0.00	5,091.61	320.39	0.00	4,598.15	94.08
10E000 2321 2110 00 000000	ADMIN: TRS 9%	21,672.00	5,417.76	25,282.88	-3,610.88	0.00	21,076.55	116.66
10E000 2321 2120 00 000000	ADMIN: IMRF	2,580.00	202.92	2,435.04	144.96	0.00	2,356.07	94.38
10E000 2321 2170 00 000000	ADMIN: TRS .58%	1,397.00	349.49	1,578.76	-181.76	0.00	1,364.26	113.01
10E000 2321 2220 00 000000	ADMIN: HEALTH INSUR	22,605.00	1,898.06	22,604.16	0.84	0.00	20,549.12	100.00
10E000 2321 2250 00 000000	ADMIN: HEALTH INS .5%	3,781.00	945.11	4,410.55	-629.55	0.00	3,676.72	116.65
10E000 2321 3320 00 000000	ADMIN: TRAVEL	2,000.00	0.00	1,726.19	273.81	0.00	1,599.25	86.31
10E000 2321 3900 00 000000	ADMIN: OTHER	3,764.00	-1,725.00	0.00	-436.00	0.00	311.07	0.00
10E000 2321 4100 00 000000	ADMIN: SUPPLIES	0.00	0.00	0.00	0.00	0.00	0.00	0.00
10E000 2321 6400 00 000000	ADMIN: DUES/FEES	3,000.00	-750.00	2,700.53	299.47	0.00	2,323.53	90.02
10E000 2321 8000 00 000000	ADMIN: POST RETIREMENT	0.00	0.00	0.00	0.00	0.00	0.00	0.00
10E965 2330 1300 30 000000	ESSER III NIGHT SCH ADMIN	0.00	0.00	0.00	0.00	0.00	2,880.00	0.00
10E965 2330 2100 30 000000		0.00	0.00	0.00	0.00	0.00	326.29	0.00
10E965 2330 2110 30 000000		0.00	0.00	0.00	0.00	0.00	284.83	0.00
10E965 2330 2170 30 000000		0.00	0.00	0.00	0.00	0.00	18.44	0.00
10E965 2330 2250 30 000000		0.00	0.00	0.00	0.00	0.00	49.68	0.00
10E105 2410 1110 00 000000	ADAMS PRINCIPAL SALARY	96,500.00	8,036.94	96,171.50	328.50	0.00	94,193.94	99.66
10E107 2410 1110 00 000000	JEFFERSON PRINCIPAL SALARY	87,000.00	6,687.70	79,800.04	7,199.96	0.00	71,076.72	91.72
10E108 2410 1110 00 000000	LINCOLN PRINCIPAL SALARY	194,550.00	16,209.36	193,416.00	1,134.00	0.00	189,822.12	99.42
10E109 2410 1110 00 000000	LONGFELLOW PRINCIPAL SALARY	90,720.00	22,679.82	105,327.88	-14,607.88	0.00	88,626.12	116.10
10E110 2410 1110 00 000000	WASHINGTON PRINCIPAL SALARY	165,000.00	25,916.68	178,509.52	-13,509.52	0.00	175,016.96	108.19
10E204 2410 1110 00 000000	JH PRINCIPAL SALARY	246,000.00	21,472.94	245,042.28	957.72	0.00	180,646.80	99.61
10E303 2410 1110 00 000000	HIGH SCHOOL PRINCIPAL SALAR	452,000.00	39,745.92	451,617.72	382.28	0.00	382,299.08	99.92
10E105 2410 1150 00 000000	ADAMS PRINCIPAL SECRETARY	51,000.00	4,171.66	50,624.03	375.97	0.00	45,915.16	99.26
10E107 2410 1150 00 000000	JEFFERSON PRINCIPAL SECRETA	40,000.00	3,252.96	38,871.84	1,128.16	0.00	36,465.92	97.18
10E108 2410 1150 00 000000	LINCOLN PRINCIPAL SECRETARY	38,000.00	3,070.08	33,770.88	4,229.12	0.00	55,922.12	88.87
10E109 2410 1150 00 000000	LONGFELLOW PRINCIPAL SECRET	40,000.00	3,129.88	35,706.77	4,293.23	0.00	58,235.77	89.27
10E110 2410 1150 00 000000	WASHINGTON PRINCIPAL SECRET	42,000.00	3,433.62	41,997.43	2.57	0.00	39,490.83	99.99
10E204 2410 1150 00 000000	JH PRINCIPAL SECRETARY SALA	71,000.00	5,810.44	70,318.24	681.76	0.00	65,360.44	99.04
10E303 2410 1150 00 000000	HS PRINCIPAL SECRETARY SALA	72,000.00	6,011.02	72,356.49	-356.49	0.00	73,716.70	100.50
10E105 2410 1200 00 000000	ADAMS PRIN SUB SECRETARY	200.00	0.00	0.00	200.00	0.00	708.75	0.00
10E107 2410 1200 00 000000	JEFFERSON PRIN SUB SECRETAR	200.00	0.00	0.00	200.00	0.00	0.00	0.00
10E108 2410 1200 00 000000	LINCOLN PRIN SUB SECRETARY	200.00	0.00	295.50	-95.50	0.00	2,268.38	147.75
10E109 2410 1200 00 000000	LONGFELLOW PRIN SUB SECRETA	200.00	0.00	0.00	200.00	0.00	156.00	0.00

Account Number	Account Level Description Account Number	2022-23 Original Budget	June 2022-23 Monthly Activity	2022-23 FYTD Activity	2022-23 Available Funds	Encumbered Amount	2021-22 FY Activity	2022-23 FYTD %
10	EDUCATIONAL FUND							
10E110 2410 1200 00 000000	WASHINGTON PRIN SUB SECRETA	200.00	0.00	453.00	-253.00	0.00	255.75	226.50
10E204 2410 1200 00 000000	JH PRIN SUB SECRETARY	200.00	0.00	0.00	200.00	0.00	0.00	0.00
10E303 2410 1200 00 000000	HS PRINCIPAL SEC SUB SALARY	200.00	0.00	0.00	200.00	0.00	0.00	0.00
10E108 2410 1300 00 000000	LINCOLN PRINCIPAL EXTRA SAL	3,800.00	316.66	3,799.92	0.08	0.00	3,799.92	100.00
10E105 2410 2110 00 000000	ADAMS PRINCIPAL TRS	9,600.00	2,384.58	10,333.18	-733.18	0.00	9,719.03	107.64
10E107 2410 2110 00 000000	JEFFERSON PRINCIPAL TRS	8,620.00	1,984.26	7,937.04	682.96	0.00	8,307.76	92.08
10E108 2410 2110 00 000000	LINCOLN PRINCIPAL TRS	19,650.00	4,903.32	19,613.28	36.72	0.00	20,790.36	99.81
10E109 2410 2110 00 000000	LONGFELLOW PRINCIPAL TRS	9,000.00	2,243.05	8,972.17	27.83	0.00	10,911.34	99.69
10E110 2410 2110 00 000000	WASHINGTON PRINCIPAL TRS	16,350.00	4,079.67	16,318.59	31.41	0.00	18,179.80	99.81
10E204 2410 2110 00 000000	JH PRINCIPAL TRS	25,500.00	6,371.08	27,275.74	-1,775.74	0.00	19,658.51	106.96
10E303 2410 2110 00 000000	HS PRIN TRS 9%	47,200.00	11,792.74	52,527.31	-5,327.31	0.00	29,064.44	111.29
10E105 2410 2120 00 000000	ADAMS PRINCIPAL IMRF	2,550.00	196.58	2,385.52	164.48	0.00	2,163.67	93.55
10E107 2410 2120 00 000000	JEFFERSON PRINCIPAL IMRF	2,000.00	153.28	1,831.64	168.36	0.00	1,718.13	91.58
10E108 2410 2120 00 000000	LINCOLN PRINCIPAL IMRF	1,900.00	144.68	1,591.44	308.56	0.00	2,613.84	83.76
10E109 2410 2120 00 000000	LONGFELLOW PRINCIPAL IMRF	2,000.00	147.49	1,681.69	318.31	0.00	2,751.39	84.08
10E110 2410 2120 00 000000	WASHINGTON PRINCIPAL IMRF	2,100.00	161.80	2,000.34	99.66	0.00	1,852.76	95.25
10E204 2410 2120 00 000000	JH PRINCIPAL IMRF	3,550.00	273.78	3,313.26	236.74	0.00	3,079.80	93.33
10E303 2410 2120 00 000000	HS PRINCIPAL IMRF	3,600.00	283.24	3,409.48	190.52	0.00	7,640.01	94.71
10E105 2410 2170 00 000000	ADAMS PRINCIPAL TRS .58	616.00	153.83	666.63	-50.63	0.00	629.20	108.22
10E107 2410 2170 00 000000	JEFFERSON PRINCIPAL TRS .58	575.00	128.00	511.94	63.06	0.00	537.70	89.03
10E108 2410 2170 00 000000	LINCOLN PRINCIPAL TRS .58	1,275.00	316.31	1,265.27	9.73	0.00	1,345.71	99.24
10E109 2410 2170 00 000000	LONGFELLOW PRINCIPAL TRS .5	600.00	144.70	578.86	21.14	0.00	706.25	96.48
10E110 2410 2170 00 000000	WASHINGTON PRINCIPAL TRS .5	1,100.00	263.18	1,052.84	47.16	0.00	1,176.93	95.71
10E204 2410 2170 00 000000	JH PRINCIPAL TRS .58%	1,650.00	411.00	1,733.66	-83.66	0.00	1,272.58	105.07
10E303 2410 2170 00 000000	HS PRINCIPAL TRS .58	3,050.00	760.75	3,315.98	-265.98	0.00	1,881.34	108.72
10E105 2410 2220 00 000000	ADAMS PRINCIPAL HEALTH INS	50,200.00	4,212.86	50,171.30	28.70	0.00	37,845.15	99.94
10E107 2410 2220 00 000000	JEFFERSON PRINCIPAL HEALTH	0.00	0.00	0.00	0.00	0.00	0.00	0.00
10E108 2410 2220 00 000000	LINCOLN PRINCIPAL HEALTH IN	22,610.00	3,796.12	33,043.49	-10,433.49	0.00	36,330.00	146.15
10E109 2410 2220 00 000000	LONGFELLOW PRINCIPAL HEALTH	31,250.00	723.54	13,361.32	17,888.68	0.00	35,558.00	42.76
10E110 2410 2220 00 000000	WASHINGTON PRINCIPAL HEALTH	18,000.00	1,338.48	17,665.56	334.44	0.00	35,039.84	98.14
10E204 2410 2220 00 000000	JH PRINCIPAL HEALTH INSURAN	40,500.00	2,785.56	34,347.42	6,152.58	0.00	36,814.76	84.81
10E303 2410 2220 00 000000	HS PRINCIPAL HEALTH INS	62,500.00	5,243.20	61,060.42	1,439.58	0.00	55,962.90	97.70
10E105 2410 2250 00 000000	ADAMS PRINCIPAL TRS HEALTH	1,700.00	415.98	1,802.58	-102.58	0.00	1,695.54	106.03
10E107 2410 2250 00 000000	JEFFERSON PRINCIPAL TRS HEA	1,505.00	346.15	1,384.57	120.43	0.00	1,449.24	92.00
10E108 2410 2250 00 000000	LINCOLN PRINCIPAL TRS HEALT	3,425.00	855.38	3,421.64	3.36	0.00	3,626.77	99.90
10E109 2410 2250 00 000000	LONGFELLOW PRINCIPAL TRS HE	1,570.00	391.30	1,565.26	4.74	0.00	2,018.45	99.70
10E110 2410 2250 00 000000	WASHINGTON PRINCIPAL TRS HE	2,900.00	711.69	2,846.85	53.15	0.00	3,171.45	98.17
10E204 2410 2250 00 000000	JH PRINCIPAL TRS HEALTH INS	4,450.00	1,111.41	4,758.03	-308.03	0.00	3,525.33	106.92

Account Number	Account Level Description Account Number	2022-23 Original Budget	June 2022-23 Monthly Activity	2022-23 FYTD Activity	2022-23 Available Funds	Encumbered Amount	2021-22 FY Activity	2022-23 FYTD %
10	EDUCATIONAL FUND							
10E303 2410 2250 00 000000	HS PRIN TRS HEALTH INS	8,300.00	2,057.21	9,163.24	-863.24	0.00	5,070.10	110.40
10E105 2410 3320 00 000000	ADAMS PRINCIPAL TRAVEL	425.00	0.00	2,274.16	-1,849.16	0.00	0.00	535.10
10E107 2410 3320 00 000000	JEFFERSON PRINCIPAL TRAVEL	700.00	0.00	93.10	606.90	0.00	680.75	13.30
10E108 2410 3320 00 000000	LINCOLN PRINCIPAL TRAVEL	1,000.00	847.66	874.70	125.30	0.00	70.00	87.47
10E109 2410 3320 00 000000	LONGFELLOW PRINCIPAL TRAVEL	1,000.00	0.00	1,002.12	-2.12	0.00	943.70	100.21
10E110 2410 3320 00 000000	WASHINGTON PRINCIPAL TRAVEL	1,500.00	0.00	1,337.12	162.88	0.00	570.60	89.14
10E204 2410 3320 00 000000	JH PRINCIPAL TRAVEL	1,500.00	0.00	559.00	1,061.00	0.00	175.00	34.51
10E303 2410 3320 00 000000	HS PRINCIPAL TRAVEL	3,000.00	0.00	647.00	2,353.00	0.00	1,293.00	21.57
10E105 2410 4100 00 000000	ADAMS PRINCIPAL SUPPLIES	500.00	0.00	55.00	445.00	0.00	531.63	11.00
10E107 2410 4100 00 000000	JEFFERSON PRINCIPAL SUPPLIE	250.00	0.00	75.28	174.72	0.00	0.00	30.11
10E108 2410 4100 00 000000	LINCOLN PRINCIPAL SUPPLIES	1,000.00	0.00	562.32	437.68	0.00	211.86	56.23
10E109 2410 4100 00 000000	LONGFELLOW PRINCIPAL SUPPLI	250.00	0.00	0.00	250.00	0.00	0.00	0.00
10E110 2410 4100 00 000000	WASHINGTON PRINCIPAL SUPPLI	250.00	0.00	0.00	250.00	0.00	0.00	0.00
10E204 2410 4100 00 000000	JH PRINCIPAL SUPPLIES	900.00	0.00	0.00	900.00	0.00	0.00	0.00
10E303 2410 4100 00 000000	HS PRINCIPAL SUPPLIES	700.00	0.00	884.02	-184.02	0.00	830.94	126.29
10E105 2410 6400 00 000000	ADAMS PRINCIPAL DUES/FEES	700.00	0.00	409.89	290.11	0.00	-50.00	58.56
10E107 2410 6400 00 000000	JEFFERSON PRINCIPAL DUES/FE	800.00	0.00	800.00	0.00	0.00	706.00	100.00
10E108 2410 6400 00 000000	LINCOLN PRINCIPAL DUES/FEES	1,200.00	0.00	1,334.02	-134.02	0.00	1,018.00	111.17
10E109 2410 6400 00 000000	LONGFELLOW PRINCIPAL DUES/F	800.00	0.00	710.20	89.80	0.00	371.88	88.78
10E110 2410 6400 00 000000	WASHINGTON PRINCIPAL DUES/F	1,100.00	0.00	1,029.20	70.80	0.00	609.00	93.56
10E204 2410 6400 00 000000	JH PRINCIPAL DUES/FEES	1,200.00	0.00	948.00	252.00	0.00	718.00	79.00
10E303 2410 6400 00 000000	HS PRINCIPAL DUES/FEES	2,500.00	0.00	1,687.50	812.50	0.00	765.97	67.50
10E204 2410 8000 00 000000	Post Retirement Pymts	0.00	0.00	0.00	0.00	0.00	0.00	0.00
10E303 2410 8000 00 000000	HS POST RETIREMENT	0.00	0.00	0.00	0.00	0.00	0.00	0.00
10E000 2510 1150 00 000000	BUS MAN: SALARY, SEC	90,134.00	7,511.10	90,220.20	-86.20	0.00	86,773.20	100.10
10E000 2510 2120 00 000000	BUS MAN: IMRF	4,500.00	353.94	4,247.28	252.72	0.00	4,088.86	94.38
10E000 2510 2220 00 000000	BUS MAN: HEALTH INSUR	15,940.00	1,338.48	15,919.68	20.32	0.00	14,490.72	99.87
10E000 2510 3320 00 000000	BUS MAN: TRAVEL	2,500.00	709.55	2,252.65	247.35	0.00	0.00	90.11
10E000 2510 3400 00 000000	BUS MAN: COM/POST	5,000.00	0.00	6,923.39	-1,923.39	0.00	4,729.34	138.47
10E000 2510 3500 00 000000	BUS MAN: ADVERTISING	3,000.00	973.57	2,867.57	-17.57	150.00	2,119.71	95.59
10E000 2510 3600 00 000000	BUS MAN: COPYING/DUPLIC.	1,500.00	200.00	2,400.00	-900.00	0.00	1,000.00	160.00
10E000 2510 3900 00 000000	BUS MAN: OTHER	0.00	0.00	0.00	0.00	0.00	0.00	0.00
10E000 2510 4100 00 000000	BUS MAN: SUPPLIES	7,472.00	-467.95	5,488.56	1,600.74	382.70	9,492.06	73.46
10E000 2510 5400 00 000000	BUS MAN: CAPITAL OUTLAY	0.00	0.00	0.00	0.00	0.00	1,686.45	0.00
10E000 2510 6400 00 000000	BUS MAN: DUES/FEES	600.00	0.00	255.00	345.00	0.00	45.90	42.50
10E000 2520 1110 00 000000	Fiscal Serv: Salary	80,000.00	9,333.34	84,000.15	-4,000.15	0.00	73,400.00	105.00
10E000 2520 2110 00 000000	FISCAL: TRS 9%	0.00	0.00	0.00	0.00	0.00	0.00	0.00
10E000 2520 2120 00 000000	FISCAL: IMRF	4,000.00	439.80	3,957.96	42.04	0.00	3,458.61	98.95

Account Number	Account Level Description Account Number	2022-23 Original Budget	June 2022-23 Monthly Activity	2022-23 FYTD Activity	2022-23 Available Funds	Encumbered Amount	2021-22 FY Activity	2022-23 FYTD %
10	EDUCATIONAL FUND							
10E000 2520 2170 00 000000	FISCAL: TRS .58%	0.00	0.00	0.00	0.00	0.00	0.00	0.00
10E000 2520 2220 00 000000	FISCAL: HEALTH INSURANCE	15,200.00	1,273.00	15,160.26	39.74	0.00	13,814.85	99.74
10E000 2520 2250 00 000000	FISCAL: TRS HEALTH	0.00	0.00	0.00	0.00	0.00	0.00	0.00
10E000 2520 3170 00 000000	AUDIT	23,000.00	0.00	21,275.00	1,725.00	0.00	20,345.00	92.50
10E000 2520 3190 00 000000	STATE AID RECALCULATION SER	0.00	125.00	125.00	-125.00	0.00	2,000.00	0.00
10E000 2520 3190 00 000002	Skyward Acct. Software	34,100.00	0.00	34,625.14	-9,490.14	8,965.00	37,307.97	101.54
10E000 2520 3190 00 000004	Public School Works Fee	8,760.00	0.00	9,458.00	-698.00	0.00	8,760.00	107.97
10E000 2520 3190 00 000005	BOND DISCLOSURE SERVICE	2,500.00	0.00	2,500.00	0.00	0.00	2,500.00	100.00
10E000 2520 3320 00 000000	FISCAL: TRAVEL	1,000.00	696.08	2,367.74	-1,367.74	0.00	560.04	236.77
10E000 2520 4100 00 000000	FISCAL: SUPPLIES	7,000.00	2,150.17	6,095.53	1,932.01	0.00	4,095.58	75.93
10E000 2520 6400 00 000000	FISCAL: DUES/FEES	3,500.00	0.00	1,314.00	2,186.00	0.00	3,486.00	37.54
10E000 2533 5230 03 020080	ARCHITECT MHS PHASE 4	0.00	0.00	0.00	0.00	0.00	0.00	0.00
10E965 2540 3190 30 000000		0.00	0.00	0.00	0.00	0.00	0.00	0.00
10E940 2540 4100 30 000000	Esser Grant General Supplie	0.00	0.00	0.00	0.00	0.00	0.00	0.00
10E965 2540 4100 30 000000	Esser III Supplies	0.00	0.00	0.00	0.00	0.00	21,171.54	0.00
10E940 2540 5400 30 000000	Esser Grant Capital Outlay	0.00	0.00	0.00	0.00	0.00	0.00	0.00
10E965 2540 5400 30 000000	Esser III Capital Outlay	0.00	0.00	0.00	0.00	0.00	23,978.63	0.00
10E000 2542 3190 00 000000	CRIMINAL BACKGROUND CHECKS	6,500.00	110.00	4,603.25	1,896.75	0.00	6,325.00	70.82
10E000 2545 3230 10 000000	DR ED: MAINT	600.00	0.00	330.00	270.00	0.00	139.91	55.00
10E000 2545 4100 10 000000	DR ED: SUPPLIES	3,000.00	204.31	2,148.85	851.15	0.00	2,735.14	71.63
10E000 2545 5400 10 000000	DR ED: CAP OUT	25,000.00	0.00	0.00	25,000.00	0.00	15,748.00	0.00
10E000 2560 1110 84 000000	FOOD SERV: SALARY, SUP	82,408.00	1,069.36	66,769.00	15,639.00	0.00	81,020.96	81.02
10E000 2560 1150 84 000000	FOOD SERV: SALARY, SEC	25,844.00	2,153.66	25,715.58	128.42	0.00	24,047.18	99.50
10E105 2560 1190 84 000000	ADAMS FOOD SERV COOKS SALAR	72,000.00	0.00	92,907.00	-20,907.00	0.00	70,285.44	129.04
10E107 2560 1190 84 000000	JEFFERSON FOOD SERV COOKS S	59,000.00	0.00	66,185.39	-7,185.39	0.00	54,075.33	112.18
10E108 2560 1190 84 000000	LINCOLN FOOD SERV COOKS SAL	130,000.00	0.00	145,994.51	-15,994.51	0.00	84,198.19	112.30
10E109 2560 1190 84 000000	LONGFELLOW FOOD SERV COOKS	87,000.00	0.00	77,114.57	9,885.43	0.00	49,657.14	88.64
10E110 2560 1190 84 000000	WASHINGTON FOOD SERV COOKS	105,000.00	462.15	107,916.53	-2,916.53	0.00	67,480.37	102.78
10E204 2560 1190 84 000000	JH COOK SALARY	130,000.00	0.00	141,092.34	-11,092.34	0.00	95,967.76	108.53
10E303 2560 1190 84 000000	HS FOOD SERV COOKS SALARY	170,000.00	542.24	149,952.98	20,047.02	0.00	116,721.78	88.21
10E000 2560 1200 84 000000	FOOD SERV: SALARY, SUBS	3,000.00	0.00	0.00	3,000.00	0.00	3,542.50	0.00
10E105 2560 1200 84 000000	ADAMS FOOD SERV SUB SALARY	2,000.00	0.00	1,139.25	860.75	0.00	1,844.00	56.96
10E107 2560 1200 84 000000	JEFFERSON FOOD SERV SUB SAL	2,000.00	0.00	6,970.00	-4,970.00	0.00	894.00	348.50
10E108 2560 1200 84 000000	LINCOLN FOOD SERV SUB SALAR	10,000.00	0.00	2,392.00	7,608.00	0.00	2,617.75	23.92
10E109 2560 1200 84 000000	LONGFELLOW FOOD SERV SUB SA	10,000.00	0.00	15,291.50	-5,291.50	0.00	462.00	152.92
10E110 2560 1200 84 000000	WASHINGTON FOOD SERV SUB SA	12,000.00	0.00	4,787.25	7,212.75	0.00	11,055.00	39.89
10E204 2560 1200 84 000000	JH SUB COOK SALARY	5,000.00	0.00	23,206.95	-18,206.95	0.00	36,221.63	464.14
10E303 2560 1200 84 000000	HS FOOD SERV SUB COOK SALAR	15,000.00	0.00	6,043.50	8,956.50	0.00	5,958.63	40.29

Account Number	Account Level Description Account Number	2022-23 Original Budget	June 2022-23 Monthly Activity	2022-23 FYTD Activity	2022-23 Available Funds	Encumbered Amount	2021-22 FY Activity	2022-23 FYTD %
10	EDUCATIONAL FUND							
10E105 2560 1300 84 000000	ADAMS FOOD SERV HOURLY SALA	1,500.00	0.00	19.00	1,481.00	0.00	1,113.49	1.27
10E107 2560 1300 84 000000	JEFFERSON FOOD SERV HOURLY	2,500.00	0.00	0.00	2,500.00	0.00	1,410.00	0.00
10E108 2560 1300 84 000000	LINCOLN FOOD SERV HOURLY SA	1,500.00	0.00	528.30	971.70	0.00	1,475.22	35.22
10E109 2560 1300 84 000000	LONGFELLOW FOOD SERV HOURL	1,200.00	0.00	166.95	1,033.05	0.00	758.76	13.91
10E110 2560 1300 84 000000	WASHINGTON FOOD SERV HOURLY	1,700.00	0.00	909.38	790.62	0.00	1,892.54	53.49
10E204 2560 1300 84 000000	JH FOOD SERVICE HOURLY	3,000.00	0.00	214.35	2,785.65	0.00	1,007.93	7.15
10E303 2560 1300 84 000000	HS FOOD SERV HOURLY SALARY	3,500.00	0.00	94.68	3,405.32	0.00	3,037.45	2.71
10E960 2560 1300 30 000000	ESSER II FOOD SERVICE SALAR	50,000.00	23,885.00	46,245.00	3,755.00	0.00	23,495.00	92.49
10E105 2560 1310 84 000000	ADAMS FOOD SERV OVERTIME SA	500.00	145.20	300.03	199.97	0.00	28.50	60.01
10E107 2560 1310 84 000000	JEFFERSON FOOD SERV OVERTIM	400.00	0.00	544.74	-144.74	0.00	486.16	136.19
10E108 2560 1310 84 000000	LINCOLN FOOD SERV OVERTIME	1,400.00	0.00	1,580.32	-180.32	0.00	1,342.09	112.88
10E109 2560 1310 84 000000	LONGFELLOW FOOD SERV OVERT	400.00	0.00	942.96	-542.96	0.00	365.38	235.74
10E110 2560 1310 84 000000	WASHINGTON FOOD SERV OVERTI	700.00	0.00	119.49	580.51	0.00	628.79	17.07
10E204 2560 1310 84 000000	JH FOOD SERVICE OVERTIME	3,000.00	0.00	4,077.85	-1,077.85	0.00	1,006.08	135.93
10E303 2560 1310 84 000000	HS FOOD SERV OVERTIME SALAR	4,000.00	0.00	5,865.58	-1,865.58	0.00	3,804.02	146.64
10E000 2560 2120 84 000000	FOOD SERV: IMRF	5,500.00	151.86	4,357.79	1,142.21	0.00	4,956.55	79.23
10E105 2560 2120 84 000000	ADAMS FOOD SERV IMRF	4,010.00	6.84	4,392.79	-382.79	0.00	3,365.68	109.55
10E107 2560 2120 84 000000	JEFFERSON FOOD SERV IMRF	2,950.00	0.00	3,144.33	-194.33	0.00	2,637.32	106.59
10E108 2560 2120 84 000000	LINCOLN FOOD SERV IMRF	6,500.00	0.00	6,978.52	-478.52	0.00	4,100.05	107.36
10E109 2560 2120 84 000000	LONGFELLOW FOOD SERV IMRF	4,350.00	0.00	3,685.91	664.09	0.00	2,392.83	84.73
10E110 2560 2120 84 000000	WASHINGTON FOOD SERV IMRF	5,250.00	21.78	5,133.52	116.48	0.00	3,298.60	97.78
10E204 2560 2120 84 000000	JH FOOD SERVICE IMRF	7,750.00	0.00	7,001.99	748.01	0.00	4,616.95	90.35
10E303 2560 2120 84 000000	HS FOOD SERV IMRF	8,550.00	25.55	7,346.57	1,203.43	0.00	5,765.82	85.92
10E960 2560 2120 30 000000		2,500.00	1,125.50	2,179.11	320.89	0.00	883.72	87.16
10E105 2560 2220 84 000000	ADAMS FOOD SERV HEALTH INS	31,000.00	0.00	29,881.94	1,118.06	0.00	25,060.78	96.39
10E107 2560 2220 84 000000	JEFFERSON FOOD SERV HEALTH	7,000.00	0.00	0.00	7,000.00	0.00	0.00	0.00
10E108 2560 2220 84 000000	LINCOLN FOOD SERV HEALTH IN	25,000.00	0.00	16,911.72	8,088.28	0.00	15,666.64	67.65
10E109 2560 2220 84 000000	LONGFELLOW FOOD SERV HEALT	21,000.00	0.00	10,063.81	10,936.19	0.00	8,431.28	47.92
10E110 2560 2220 84 000000	WASHINGTON FOOD SERV HEALTH	15,000.00	0.00	0.00	15,000.00	0.00	4,148.09	0.00
10E204 2560 2220 84 000000	JH FOOD SERVICE HEALTH	30,000.00	0.00	9,340.20	20,659.80	0.00	10,404.56	31.13
10E303 2560 2220 84 000000	HS FOOD SERV HEALTH INSURAN	47,000.00	0.00	42,674.71	4,325.29	0.00	39,108.61	90.80
10E000 2560 3190 84 000000	FOOD SERV: OTHER PURCHASED	10,000.00	0.00	4,711.06	5,288.94	0.00	5,069.68	47.11
10E000 2560 3190 84 000001	FOOD SERV: POS SYSTEM	0.00	0.00	0.00	0.00	0.00	7,898.00	0.00
10E105 2560 3190 84 000000	ADAMS FOOD SERV OTHER PURCH	250.00	0.00	0.00	250.00	0.00	0.00	0.00
10E107 2560 3190 84 000000	JEFFERSON FOOD SERV OTHER P	1,000.00	0.00	0.00	1,000.00	0.00	0.00	0.00
10E108 2560 3190 84 000000	LINCOLN FOOD SERV OTHER PUR	250.00	0.00	0.00	250.00	0.00	0.00	0.00
10E109 2560 3190 84 000000	LONGFELLOW FOOD SERV OTHER	4,000.00	445.14	4,185.32	-185.32	0.00	3,913.56	104.63
10E110 2560 3190 84 000000	WASHINGTON FOOD SERV OTHER	5,000.00	787.66	7,711.23	-2,711.23	0.00	5,589.51	154.22

Account Number	Account Level Description Account Number	2022-23 Original Budget	June 2022-23 Monthly Activity	2022-23 FYTD Activity	2022-23 Available Funds	Encumbered Amount	2021-22 FY Activity	2022-23 FYTD %
10	EDUCATIONAL FUND							
10E204 2560 3190 84 000000	JH FOOD SERV OTHER PURCHASE	250.00	0.00	0.00	250.00	0.00	0.00	0.00
10E303 2560 3190 84 000000	HS FOOD SERV PURCHASED SERV	250.00	0.00	0.00	250.00	0.00	0.00	0.00
10E000 2560 3230 84 000000	FOOD SERV: MAINT - REPR	2,000.00	600.46	2,458.96	-458.96	0.00	1,963.94	122.95
10E105 2560 3230 84 000000	ADAMS FOOD SERV MAINT/REPAI	4,100.00	0.00	2,021.55	2,078.45	0.00	1,008.38	49.31
10E107 2560 3230 84 000000	JEFFERSON FOOD SERV MAINT/R	2,000.00	0.00	1,755.53	244.47	0.00	629.94	87.78
10E108 2560 3230 84 000000	LINCOLN FOOD SERV MAINT/REP	4,000.00	0.00	130.00	3,870.00	0.00	2,285.39	3.25
10E109 2560 3230 84 000000	LONGFELLOW FOOD SERV MAINT/	3,000.00	0.00	3,124.25	-124.25	0.00	5,120.99	104.14
10E110 2560 3230 84 000000	WASHINGTON FOOD SERV MAINT/	4,000.00	0.00	1,544.86	2,455.14	0.00	1,859.38	38.62
10E204 2560 3230 84 000000	JH FOOD SERV MAINTENANCE/RE	4,000.00	0.00	7,287.57	-3,287.57	0.00	1,291.81	182.19
10E303 2560 3230 84 000000	HS FOOD SERV MAINT/REPAIR	10,000.00	0.00	5,337.97	4,662.03	0.00	7,507.68	53.38
10E000 2560 3320 84 000000	FOOD SERV: TRAVEL SUP/HD	900.00	0.00	138.60	761.40	0.00	0.00	15.40
10E105 2560 3320 84 000000	ADAMS FOOD SERV TRAVEL	600.00	0.00	253.20	346.80	0.00	0.00	42.20
10E107 2560 3320 84 000000	JEFFERSON FOOD SERV TRAVEL	200.00	0.00	0.00	200.00	0.00	0.00	0.00
10E108 2560 3320 84 000000	LINCOLN FOOD SERV TRAVEL	200.00	0.00	5,547.75	-5,347.75	0.00	0.00	2,773.88
10E109 2560 3320 84 000000	LONGFELLOW FOOD SERV TRAVEL	200.00	0.00	0.00	200.00	0.00	0.00	0.00
10E110 2560 3320 84 000000	WASHINGTON FOOD SERV TRAVEL	600.00	0.00	0.00	600.00	0.00	0.00	0.00
10E204 2560 3320 84 000000	JH FOOD SERV TRAVEL	0.00	0.00	0.00	0.00	0.00	0.00	0.00
10E303 2560 3320 84 000000	HS FOOD SERV TRAVEL	500.00	0.00	0.00	500.00	0.00	0.00	0.00
10E000 2560 4100 84 000000	FOOD SERV: SUPPLIES	60,000.00	5,681.94	45,731.23	14,197.33	71.44	79,876.36	76.22
10E000 2560 4100 84 429900	Supply Chain Assist Supplie	71,026.00	2,027.25	167,418.60	-96,392.60	0.00	0.00	235.71
10E105 2560 4100 84 000000	ADAMS FOOD SERV SUPPLIES	60,000.00	1,542.40	62,662.15	-2,806.67	144.52	58,942.03	104.44
10E107 2560 4100 84 000000	JEFFERSON FOOD SERV SUPPLIE	75,000.00	1,683.82	84,413.25	-9,413.25	0.00	70,577.41	112.55
10E108 2560 4100 84 000000	LINCOLN FOOD SERV SUPPLIES	140,000.00	13,858.28	132,752.70	6,552.29	695.01	132,164.61	94.82
10E109 2560 4100 84 000000	LONGFELLOW FOOD SERV SUPPLI	70,000.00	3,800.53	68,424.41	1,575.59	0.00	68,914.31	97.75
10E110 2560 4100 84 000000	WASHINGTON FOOD SERV SUPPLI	155,000.00	3,928.80	101,944.91	53,055.09	0.00	154,131.08	65.77
10E204 2560 4100 84 000000	JH FOOD SERVICE SUPPLIES	170,000.00	5,836.58	169,122.83	877.17	0.00	160,251.44	99.48
10E303 2560 4100 84 000000	HS FOOD SERV SUPPLIES	200,000.00	11,525.18	165,810.95	33,835.50	353.55	200,595.33	82.91
10E000 2560 4150 84 000000	FOOD SERV: FREIGHT	0.00	0.00	0.00	0.00	0.00	0.00	0.00
10E105 2560 4150 84 000000	ADAMS FOOD SERV COMMODITY F	0.00	0.00	0.00	0.00	0.00	0.00	0.00
10E107 2560 4150 84 000000	JEFFESON FOOD SERV COMMODIT	0.00	0.00	0.00	0.00	0.00	0.00	0.00
10E108 2560 4150 84 000000	LINCOLN FOOD SERV COMMODITY	0.00	0.00	0.00	0.00	0.00	0.00	0.00
10E109 2560 4150 84 000000	LONGFELLOW FOOD SERV COMMOD	0.00	0.00	0.00	0.00	0.00	0.00	0.00
10E110 2560 4150 84 000000	WASHINGTON FOOD SERV COMMOD	0.00	0.00	0.00	0.00	0.00	0.00	0.00
10E204 2560 4150 84 000000	JH FOOD SERV FREIGHT	0.00	0.00	0.00	0.00	0.00	0.00	0.00
10E303 2560 4150 84 000000	HS FOOD SERV COMMOD FREIGHT	0.00	0.00	0.00	0.00	0.00	0.00	0.00
10E000 2560 5400 84 000000	Food Service Equipment	1,500.00	0.00	0.00	1,500.00	0.00	6,906.30	0.00
10E105 2560 5400 84 000000	ADAMS FOOD SERV EQUIPMENT	1,000.00	0.00	0.00	1,000.00	0.00	0.00	0.00
10E107 2560 5400 84 000000	JEFFERSON FOOD SERV EQUIPME	4,000.00	0.00	0.00	4,000.00	0.00	0.00	0.00

Account Number	Account Level Description Account Number	2022-23 Original Budget	June 2022-23 Monthly Activity	2022-23 FYTD Activity	2022-23 Available Funds	Encumbered Amount	2021-22 FY Activity	2022-23 FYTD %
10	EDUCATIONAL FUND							
10E108 2560 5400 84 000000	LINCOLN FOOD SERV EQUIPMENT	4,000.00	0.00	0.00	4,000.00	0.00	0.00	0.00
10E109 2560 5400 84 000000	LONGFELLOW FOOD SERV EQUIPM	1,000.00	0.00	0.00	1,000.00	0.00	0.00	0.00
10E110 2560 5400 84 000000	WASHINGTON FOOD SERV EQUIPM	4,000.00	0.00	0.00	4,000.00	0.00	8,815.00	0.00
10E204 2560 5400 84 000000	JH FOOD SERV CAPITAL OUTLAY	15,000.00	0.00	0.00	15,000.00	0.00	10,413.00	0.00
10E303 2560 5400 84 000000	HS FOOD SERV CAPITAL OUTLAY	35,000.00	0.00	0.00	35,000.00	0.00	12,729.86	0.00
10E000 2560 6400 84 000000	FOOD SERV: DUES/FEES	2,000.00	0.00	0.00	2,000.00	0.00	0.00	0.00
10E105 2560 6400 84 000000	ADAMS FOOD SERV DUES/FEES	0.00	0.00	0.00	0.00	0.00	0.00	0.00
10E107 2560 6400 84 000000	JEFFERSON FOOD SERV DUES/FE	0.00	0.00	0.00	0.00	0.00	0.00	0.00
10E108 2560 6400 84 000000	LINCOLN FOOD SERV DUES/FEES	0.00	0.00	0.00	0.00	0.00	0.00	0.00
10E109 2560 6400 84 000000	LONGFELLOW FOOD SERV DUES/F	0.00	0.00	0.00	0.00	0.00	0.00	0.00
10E110 2560 6400 84 000000	WASHINGTON FOOD SERV DUES/F	0.00	0.00	0.00	0.00	0.00	0.00	0.00
10E204 2560 6400 84 000000	JH FOOD SERV DUES/FEES	0.00	0.00	0.00	0.00	0.00	1,883.83	0.00
10E303 2560 6400 84 000000	HS FOOD SERV DUES/FEES	0.00	0.00	0.00	0.00	0.00	0.00	0.00
10E000 2900 1120 00 000000	LOCAL HOMELESS SALARY	2,700.00	0.00	2,695.80	4.20	0.00	13,479.00	99.84
10E902 2900 1120 30 000000	Homeless Title I	4,100.00	0.00	0.00	4,100.00	0.00	0.00	0.00
10E902 2900 1120 30 105000	AD TITILE I HOMELESS	0.00	0.00	811.00	-811.00	0.00	4,055.00	0.00
10E902 2900 1120 30 107000	JE TITILE I HOMELESS	0.00	0.00	811.00	-811.00	0.00	4,055.00	0.00
10E902 2900 1120 30 108000	LI TITILE I HOMELESS	0.00	0.00	811.00	-811.00	0.00	4,055.00	0.00
10E902 2900 1120 30 109000	LO TITILE I HOMELESS	0.00	0.00	811.00	-811.00	0.00	4,055.00	0.00
10E902 2900 1120 30 110000	WA TITILE I HOMELESS	0.00	0.00	811.08	-811.08	0.00	4,055.40	0.00
10E902 2900 1200 30 000000	TITLE I HOMELESS AIDE	0.00	0.00	0.00	0.00	0.00	0.00	0.00
10E902 2900 1200 30 105000	ADAMS TITLE I HOMELESS SALA	0.00	0.00	0.00	0.00	0.00	0.00	0.00
10E902 2900 1200 30 107000	JEFFER TITLE I HOMELESS SAL	0.00	0.00	0.00	0.00	0.00	0.00	0.00
10E902 2900 1200 30 108000	LINCOL TITLE I HOMELESS SAL	0.00	0.00	0.00	0.00	0.00	0.00	0.00
10E902 2900 1200 30 109000	LONGFE TITLE I HOMELESS SAL	0.00	0.00	0.00	0.00	0.00	0.00	0.00
10E902 2900 1200 30 110000	WASHIN TITLE I HOMELESS SAL	0.00	0.00	0.00	0.00	0.00	0.00	0.00
10E930 2900 1200 30 105000	AD TITLE I HOMELESS	0.00	0.00	0.00	0.00	0.00	0.00	0.00
10E930 2900 1200 30 107000	JE TITLE I HOMELESS	0.00	0.00	0.00	0.00	0.00	0.00	0.00
10E930 2900 1200 30 108000	LI TITLE I HOMELESS	0.00	0.00	0.00	0.00	0.00	0.00	0.00
10E930 2900 1200 30 109000	LO TITLE I HOMELESS	0.00	0.00	0.00	0.00	0.00	0.00	0.00
10E930 2900 1200 30 110000	WA TITLE I HOMELESS	0.00	0.00	1,050.00	-1,050.00	0.00	0.00	0.00
10E902 2900 2100 30 105000		0.00	0.00	0.00	0.00	0.00	551.28	0.00
10E902 2900 2100 30 107000		0.00	0.00	0.00	0.00	0.00	551.28	0.00
10E902 2900 2100 30 108000		0.00	0.00	0.00	0.00	0.00	551.28	0.00
10E902 2900 2100 30 109000		0.00	0.00	0.00	0.00	0.00	551.28	0.00
10E902 2900 2100 30 110000		0.00	0.00	0.00	0.00	0.00	551.51	0.00
10E930 2900 2100 30 105000		0.00	0.00	0.00	0.00	0.00	0.00	0.00
10E930 2900 2100 30 107000		0.00	0.00	0.00	0.00	0.00	0.00	0.00

Account Number	Account Level Description Account Number	2022-23 Original Budget	June 2022-23 Monthly Activity	2022-23 FYTD Activity	2022-23 Available Funds	Encumbered Amount	2021-22 FY Activity	2022-23 FYTD %
10	EDUCATIONAL FUND							
10E930 2900 2100 30 108000		0.00	0.00	0.00	0.00	0.00	0.00	0.00
10E930 2900 2100 30 109000		0.00	0.00	0.00	0.00	0.00	0.00	0.00
10E930 2900 2100 30 110000		0.00	0.00	121.04	-121.04	0.00	0.00	0.00
10E000 2900 2110 00 000000		0.00	0.00	0.00	0.00	0.00	1,600.01	0.00
10E902 2900 2110 30 105000		0.00	0.00	0.00	0.00	0.00	481.21	0.00
10E902 2900 2110 30 107000		0.00	0.00	0.00	0.00	0.00	481.21	0.00
10E902 2900 2110 30 108000		0.00	0.00	0.00	0.00	0.00	481.21	0.00
10E902 2900 2110 30 109000		0.00	0.00	0.00	0.00	0.00	481.21	0.00
10E902 2900 2110 30 110000		0.00	0.00	0.00	0.00	0.00	481.22	0.00
10E930 2900 2110 30 105000		0.00	0.00	0.00	0.00	0.00	0.00	0.00
10E930 2900 2110 30 107000		0.00	0.00	0.00	0.00	0.00	0.00	0.00
10E930 2900 2110 30 108000		0.00	0.00	0.00	0.00	0.00	0.00	0.00
10E930 2900 2110 30 109000		0.00	0.00	0.00	0.00	0.00	0.00	0.00
10E930 2900 2110 30 110000		0.00	0.00	103.84	-103.84	0.00	0.00	0.00
10E902 2900 2120 30 105000	AD TITLE I IMRF	0.00	0.00	0.00	0.00	0.00	0.00	0.00
10E902 2900 2120 30 107000	JE TITLE I IMRF	0.00	0.00	0.00	0.00	0.00	0.00	0.00
10E902 2900 2120 30 108000	LI TITLE I IMRF	0.00	0.00	0.00	0.00	0.00	0.00	0.00
10E902 2900 2120 30 109000	LO TITLE I IMRF	0.00	0.00	0.00	0.00	0.00	0.00	0.00
10E902 2900 2120 30 110000	WA TITLE I IMRF	0.00	0.00	0.00	0.00	0.00	0.00	0.00
10E930 2900 2120 30 000000	TITLE I IMRF	0.00	0.00	0.00	0.00	0.00	0.00	0.00
10E930 2900 2120 30 105000	AD TITLE I IMRF	0.00	0.00	0.00	0.00	0.00	0.00	0.00
10E930 2900 2120 30 107000	JE TITLE I IMRF	0.00	0.00	0.00	0.00	0.00	0.00	0.00
10E930 2900 2120 30 108000	LI TITLE I IMRF	0.00	0.00	0.00	0.00	0.00	0.00	0.00
10E930 2900 2120 30 109000	LO TITLE I IMRF	0.00	0.00	0.00	0.00	0.00	0.00	0.00
10E930 2900 2120 30 110000	WA TITLE I IMRF	0.00	0.00	0.00	0.00	0.00	0.00	0.00
10E000 2900 2170 00 000000		0.00	0.00	0.00	0.00	0.00	103.67	0.00
10E902 2900 2170 30 105000		0.00	0.00	0.00	0.00	0.00	31.19	0.00
10E902 2900 2170 30 107000		0.00	0.00	0.00	0.00	0.00	31.19	0.00
10E902 2900 2170 30 108000		0.00	0.00	0.00	0.00	0.00	31.19	0.00
10E902 2900 2170 30 109000		0.00	0.00	0.00	0.00	0.00	31.19	0.00
10E902 2900 2170 30 110000		0.00	0.00	0.00	0.00	0.00	31.19	0.00
10E930 2900 2170 30 105000		0.00	0.00	0.00	0.00	0.00	0.00	0.00
10E930 2900 2170 30 107000		0.00	0.00	0.00	0.00	0.00	0.00	0.00
10E930 2900 2170 30 108000		0.00	0.00	0.00	0.00	0.00	0.00	0.00
10E930 2900 2170 30 109000		0.00	0.00	0.00	0.00	0.00	0.00	0.00
10E930 2900 2170 30 110000		0.00	0.00	6.70	-6.70	0.00	0.00	0.00
10E902 2900 2220 30 105000		182.00	0.00	190.68	-8.68	0.00	998.80	104.77
10E902 2900 2220 30 107000		182.00	0.00	190.68	-8.68	0.00	998.80	104.77

Account Number	Account Level Description Account Number	2022-23 Original Budget	June 2022-23 Monthly Activity	2022-23 FYTD Activity	2022-23 Available Funds	Encumbered Amount	2021-22 FY Activity	2022-23 FYTD %
10	EDUCATIONAL FUND							
10E902 2900 2220 30 108000		182.00	0.00	190.68	-8.68	0.00	998.80	104.77
10E902 2900 2220 30 109000		182.00	0.00	190.68	-8.68	0.00	998.80	104.77
10E902 2900 2220 30 110000		182.00	0.00	190.70	-8.70	0.00	998.64	104.78
10E930 2900 2220 30 105000		0.00	0.00	0.00	0.00	0.00	0.00	0.00
10E930 2900 2220 30 107000		0.00	0.00	0.00	0.00	0.00	0.00	0.00
10E930 2900 2220 30 108000		0.00	0.00	0.00	0.00	0.00	0.00	0.00
10E930 2900 2220 30 109000		0.00	0.00	-72.33	72.33	0.00	0.00	0.00
10E930 2900 2220 30 110000		0.00	0.00	72.33	-72.33	0.00	0.00	0.00
10E000 2900 2250 00 000000		0.00	0.00	0.00	0.00	0.00	278.92	0.00
10E902 2900 2250 30 105000		0.00	0.00	0.00	0.00	0.00	83.99	0.00
10E902 2900 2250 30 107000		0.00	0.00	0.00	0.00	0.00	83.99	0.00
10E902 2900 2250 30 108000		0.00	0.00	0.00	0.00	0.00	83.99	0.00
10E902 2900 2250 30 109000		0.00	0.00	0.00	0.00	0.00	83.99	0.00
10E902 2900 2250 30 110000		0.00	0.00	0.00	0.00	0.00	83.99	0.00
10E930 2900 2250 30 105000		0.00	0.00	0.00	0.00	0.00	0.00	0.00
10E930 2900 2250 30 107000		0.00	0.00	0.00	0.00	0.00	0.00	0.00
10E930 2900 2250 30 108000		0.00	0.00	0.00	0.00	0.00	0.00	0.00
10E930 2900 2250 30 109000		0.00	0.00	0.00	0.00	0.00	0.00	0.00
10E930 2900 2250 30 110000		0.00	0.00	18.11	-18.11	0.00	0.00	0.00
10E941 2900 3190 00 000000	ARP-MCKINNEY VENTO PURCH SE	500.00	0.00	390.00	110.00	0.00	500.00	78.00
10E902 2900 4100 30 000000	TITLE I: HOMESLESS SUPPLIE	1,514.00	0.00	0.00	1,514.00	0.00	0.00	0.00
10E902 2900 4100 30 105000	ADAMS TITLE I HOMELESS SUPP	0.00	0.00	0.00	0.00	0.00	0.00	0.00
10E902 2900 4100 30 107000	JEF TITLE I HOMELESS SUPPLI	0.00	0.00	0.00	0.00	0.00	0.00	0.00
10E902 2900 4100 30 108000	LIN TITLE I HOMELESS SUPPLI	0.00	0.00	0.00	0.00	0.00	0.00	0.00
10E902 2900 4100 30 109000	LONG TITLE I HOMELESS SUPPL	0.00	0.00	0.00	0.00	0.00	486.44	0.00
10E902 2900 4100 30 110000	WASH TITLE I HOMELESS SUPPL	0.00	0.00	0.00	0.00	0.00	0.00	0.00
10E930 2900 4100 30 000000	TITLE I: HOMELESS SUPPLIES	2,000.00	0.00	0.00	2,000.00	0.00	200.00	0.00
10E930 2900 4100 30 105000	AD TITLE HOMELESS SUPPLIES	0.00	0.00	0.00	0.00	0.00	0.00	0.00
10E930 2900 4100 30 107000	JE TITLE HOMELESS SUPPLIES	0.00	0.00	0.00	0.00	0.00	0.00	0.00
10E930 2900 4100 30 108000	LI TITLE HOMELESS SUPPLIES	0.00	0.00	0.00	0.00	0.00	182.23	0.00
10E930 2900 4100 30 109000	LO TITLE HOMELESS SUPPLIES	0.00	0.00	0.00	0.00	0.00	950.00	0.00
10E930 2900 4100 30 110000	WA TITLE HOMELESS SUPPLIES	0.00	0.00	0.00	0.00	0.00	0.00	0.00
10E902 3900 1140 30 000000	TITLE I COM SERVICE SALARY	4,284.00	0.00	0.00	4,284.00	0.00	0.00	0.00
10E902 3900 1140 30 105000	ADAMS TITLE I COM SER SAL	0.00	0.00	857.08	-857.08	0.00	4,285.39	0.00
10E902 3900 1140 30 107000	JEFF TITLE I COM SER SAL	0.00	0.00	857.08	-857.08	0.00	4,285.39	0.00
10E902 3900 1140 30 108000	LINC TITLE I COM SER SAL	0.00	0.00	857.08	-857.08	0.00	4,285.39	0.00
10E902 3900 1140 30 109000	LONG TITLE I COM SER SAL	0.00	0.00	857.08	-857.08	0.00	4,285.39	0.00
10E902 3900 1140 30 110000	WASH TITLE I COM SER SAL	0.00	0.00	857.12	-857.12	0.00	4,285.67	0.00

Account Number	Account Level Description Account Number	2022-23 Original Budget	June 2022-23 Monthly Activity	2022-23 FYTD Activity	2022-23 Available Funds	Encumbered Amount	2021-22 FY Activity	2022-23 FYTD %
10	EDUCATIONAL FUND							
10E930 3900 1140 30 000000	TITLE I: COM. SERV SAL	26,660.00	0.00	0.00	26,660.00	0.00	0.00	0.00
10E930 3900 1140 30 105000	AD TITLE SALARY	0.00	420.00	3,990.00	-3,990.00	0.00	1,139.76	0.00
10E930 3900 1140 30 107000	JE TITLE SALARY	0.00	420.00	3,990.00	-3,990.00	0.00	1,139.76	0.00
10E930 3900 1140 30 108000	LI TITLE SALARY	0.00	420.00	3,990.00	-3,990.00	0.00	1,139.76	0.00
10E930 3900 1140 30 109000	LO TITLE SALARY	0.00	420.00	3,990.00	-3,990.00	0.00	1,139.76	0.00
10E930 3900 1140 30 110000	WA TITLE SALARY	0.00	420.00	3,990.00	-3,990.00	0.00	1,139.68	0.00
10E930 3900 1200 30 105000		0.00	0.00	0.00	0.00	0.00	0.00	0.00
10E930 3900 1200 30 107000		0.00	0.00	0.00	0.00	0.00	0.00	0.00
10E930 3900 1200 30 108000		0.00	0.00	0.00	0.00	0.00	0.00	0.00
10E930 3900 1200 30 109000		0.00	0.00	0.00	0.00	0.00	0.00	0.00
10E930 3900 1200 30 110000		0.00	0.00	0.00	0.00	0.00	0.00	0.00
10E902 3900 2100 30 000000	TITLE I FED TRS	0.00	0.00	0.00	0.00	0.00	0.00	0.00
10E902 3900 2100 30 105000	AD TITLE I FED TRS	0.00	0.00	0.00	0.00	0.00	582.69	0.00
10E902 3900 2100 30 107000	JE TITLE I FED TRS	0.00	0.00	0.00	0.00	0.00	582.69	0.00
10E902 3900 2100 30 108000	LI TITLE I FED TRS	0.00	0.00	0.00	0.00	0.00	582.69	0.00
10E902 3900 2100 30 109000	LO TITLE I FED TRS	0.00	0.00	0.00	0.00	0.00	582.69	0.00
10E902 3900 2100 30 110000	WA TITLE I FED TRS	0.00	0.00	0.00	0.00	0.00	582.04	0.00
10E930 3900 2100 30 000000	TITLE I FED TRS	3,100.00	0.00	0.00	3,100.00	0.00	0.00	0.00
10E930 3900 2100 30 105000		0.00	145.25	556.81	-556.81	0.00	0.00	0.00
10E930 3900 2100 30 107000		0.00	145.25	556.81	-556.81	0.00	0.00	0.00
10E930 3900 2100 30 108000		0.00	145.25	556.81	-556.81	0.00	0.00	0.00
10E930 3900 2100 30 109000		0.00	145.25	556.81	-556.81	0.00	0.00	0.00
10E930 3900 2100 30 110000		0.00	145.23	556.66	-556.66	0.00	0.00	0.00
10E902 3900 2110 30 000000	TITLE I 9.4% TRS	2,700.00	0.00	0.00	2,700.00	0.00	0.00	0.00
10E902 3900 2110 30 105000	AD TITLE I TRS	0.00	0.00	0.00	0.00	0.00	508.58	0.00
10E902 3900 2110 30 107000	JE TITLE I TRS	0.00	0.00	0.00	0.00	0.00	508.58	0.00
10E902 3900 2110 30 108000	LI TITLE I TRS	0.00	0.00	0.00	0.00	0.00	508.58	0.00
10E902 3900 2110 30 109000	LO TITLE I TRS	0.00	0.00	0.00	0.00	0.00	508.58	0.00
10E902 3900 2110 30 110000	WA TITLE I TRS	0.00	0.00	0.00	0.00	0.00	508.83	0.00
10E930 3900 2110 30 000000	TITLE I 9% TRS	0.00	0.00	0.00	0.00	0.00	0.00	0.00
10E930 3900 2110 30 105000		0.00	124.62	477.70	-477.70	0.00	0.00	0.00
10E930 3900 2110 30 107000		0.00	124.62	477.70	-477.70	0.00	0.00	0.00
10E930 3900 2110 30 108000		0.00	124.62	477.70	-477.70	0.00	0.00	0.00
10E930 3900 2110 30 109000		0.00	124.62	477.70	-477.70	0.00	0.00	0.00
10E930 3900 2110 30 110000		0.00	124.59	477.56	-477.56	0.00	0.00	0.00
10E902 3900 2170 30 000000	TITLE I: .58% TRS	0.00	0.00	0.00	0.00	0.00	0.00	0.00
10E902 3900 2170 30 105000	AD TITLE I .58% TRS	0.00	0.00	0.00	0.00	0.00	32.89	0.00
10E902 3900 2170 30 107000	JE TITLE I .58% TRS	0.00	0.00	0.00	0.00	0.00	32.89	0.00

Account Number	Account Level Description Account Number	2022-23 Original Budget	June 2022-23 Monthly Activity	2022-23 FYTD Activity	2022-23 Available Funds	Encumbered Amount	2021-22 FY Activity	2022-23 FYTD %
10	EDUCATIONAL FUND							
10E902 3900 2170 30 108000	LI TITLE I .58% TRS	0.00	0.00	0.00	0.00	0.00	32.89	0.00
10E902 3900 2170 30 109000	LO TITLE I .58% TRS	0.00	0.00	0.00	0.00	0.00	32.89	0.00
10E902 3900 2170 30 110000	WA TITLE I .58% TRS	0.00	0.00	0.00	0.00	0.00	33.25	0.00
10E930 3900 2170 30 000000	TITLE I .58% TRS	200.00	0.00	0.00	200.00	0.00	0.00	0.00
10E930 3900 2170 30 105000		0.00	8.04	30.82	-30.82	0.00	0.00	0.00
10E930 3900 2170 30 107000		0.00	8.04	30.82	-30.82	0.00	0.00	0.00
10E930 3900 2170 30 108000		0.00	8.04	30.82	-30.82	0.00	0.00	0.00
10E930 3900 2170 30 109000		0.00	8.04	30.82	-30.82	0.00	0.00	0.00
10E930 3900 2170 30 110000		0.00	8.03	30.81	-30.81	0.00	0.00	0.00
10E902 3900 2220 30 000000	TITLE I HEALTH INSURANCE	700.00	0.00	0.00	700.00	0.00	0.00	0.00
10E902 3900 2220 30 105000		0.00	0.00	138.14	-138.14	0.00	657.80	0.00
10E902 3900 2220 30 107000		0.00	0.00	138.14	-138.14	0.00	657.80	0.00
10E902 3900 2220 30 108000		0.00	0.00	138.14	-138.14	0.00	657.80	0.00
10E902 3900 2220 30 109000		0.00	0.00	138.14	-138.14	0.00	657.80	0.00
10E902 3900 2220 30 110000		0.00	0.00	138.04	-138.04	0.00	657.40	0.00
10E930 3900 2220 30 000000	TITLE I: HEALTH INSURANCE	3,620.00	0.00	0.00	3,620.00	0.00	0.00	0.00
10E902 3900 2250 30 000000	TITLE I THIS INS	0.00	0.00	0.00	0.00	0.00	0.00	0.00
10E902 3900 2250 30 105000	AD TITLE I TRS HEALTH INS	0.00	0.00	0.00	0.00	0.00	88.77	0.00
10E902 3900 2250 30 107000	JE TITLE I TRS HEALTH INS	0.00	0.00	0.00	0.00	0.00	88.77	0.00
10E902 3900 2250 30 108000	LI TITLE I TRS HEALTH INS	0.00	0.00	0.00	0.00	0.00	88.77	0.00
10E902 3900 2250 30 109000	LO TITLE I TRS HEALTH INS	0.00	0.00	0.00	0.00	0.00	88.77	0.00
10E902 3900 2250 30 110000	WA TITLE I TRS HEALTH INS	0.00	0.00	0.00	0.00	0.00	88.33	0.00
10E930 3900 2250 30 000000	TITLE I TRS HEALTH	500.00	0.00	0.00	500.00	0.00	0.00	0.00
10E930 3900 2250 30 105000		0.00	21.74	83.30	-83.30	0.00	0.00	0.00
10E930 3900 2250 30 107000		0.00	21.74	83.30	-83.30	0.00	0.00	0.00
10E930 3900 2250 30 108000		0.00	21.74	83.30	-83.30	0.00	0.00	0.00
10E930 3900 2250 30 109000		0.00	21.74	83.30	-83.30	0.00	0.00	0.00
10E930 3900 2250 30 110000		0.00	21.73	83.36	-83.36	0.00	0.00	0.00
10E000 3901 1140 00 000000	AFTERCATS SALARY	8,000.00	0.00	7,130.25	869.75	0.00	8,042.75	89.13
10E105 3901 1140 00 000000	ADAMS AFTERCATS SALARY	17,000.00	0.00	5,655.67	11,344.33	0.00	4,103.81	33.27
10E107 3901 1140 00 000000	JEFFERSON AFTERCATS SALARY	16,000.00	0.00	12,374.64	3,625.36	0.00	9,815.46	77.34
10E108 3901 1140 00 000000	LINCOLN AFTERCATS SALARY	25,000.00	0.00	34,595.57	-9,595.57	0.00	19,809.20	138.38
10E109 3901 1140 00 000000	LONGFELLOW AFTERCATS SALARY	18,000.00	0.00	15,331.86	2,668.14	0.00	19,100.48	85.18
10E110 3901 1140 00 000000	WASHINGTON AFTERCATS SALARY	23,000.00	0.00	15,840.95	7,159.05	0.00	13,326.97	68.87
10E204 3901 1140 00 000000	JH AFTERCATS SALARY	9,000.00	0.00	9,846.38	-846.38	0.00	8,820.16	109.40
10E000 3901 2120 00 000000	AFTERCATS: IMRF	0.00	0.00	0.00	0.00	0.00	0.00	0.00
10E105 3901 2120 00 000000	ADAMS AFTERCATS IMRF	0.00	0.00	239.70	-239.70	0.00	0.00	0.00
10E107 3901 2120 00 000000	JEFFERSON AFTERCATS IMRF	450.00	0.00	334.17	115.83	0.00	369.77	74.26

Account Number	Account Level Description Account Number	2022-23 Original Budget	June 2022-23 Monthly Activity	2022-23 FYTD Activity	2022-23 Available Funds	Encumbered Amount	2021-22 FY Activity	2022-23 FYTD %
10	EDUCATIONAL FUND							
10E108 3901 2120 00 000000	LINCOLN AFTERCATS IMRF	1,000.00	0.00	858.76	141.24	0.00	550.30	85.88
10E109 3901 2120 00 000000	LONGFELLOW AFTERCATS IMRF	1,000.00	0.00	341.98	658.02	0.00	615.22	34.20
10E110 3901 2120 00 000000	WASHINGTON AFTERCATS IMRF	1,000.00	0.00	705.80	294.20	0.00	616.98	70.58
10E204 3901 2120 00 000000	JH AFTERCATS IMRF	500.00	0.00	435.02	64.98	0.00	391.68	87.00
10E204 3901 2220 00 000000	JH AFTERCATS HEALTH INSURAN	16,000.00	0.00	10,721.59	5,278.41	0.00	12,090.53	67.01
10E940 4000 3190 30 000000	ESSER PYMTS TO GOVT UNITS	0.00	0.00	0.00	0.00	0.00	0.00	0.00
10E902 4100 3190 30 105000	ADAMS TITLE I PURCH SERV	0.00	0.00	0.00	0.00	0.00	0.00	0.00
10E902 4100 3190 30 107000	JEFFERSON TITLE I PURCH SER	0.00	0.00	0.00	0.00	0.00	0.00	0.00
10E902 4100 3190 30 108000	LINCOLN TITLE I PURCH SERV	0.00	0.00	0.00	0.00	0.00	0.00	0.00
10E902 4100 3190 30 109000	LONGFELLOW TITLE I PURCH SE	0.00	0.00	0.00	0.00	0.00	0.00	0.00
10E902 4100 3190 30 110000	WASHINGTON TITLE I PURCH SE	0.00	0.00	0.00	0.00	0.00	0.00	0.00
10E930 4100 3190 30 105000	AD TITLE I PURCH SERV	0.00	0.00	0.00	0.00	0.00	0.00	0.00
10E930 4100 3190 30 107000	JE TITLE I PURCH SERVICE	0.00	0.00	0.00	0.00	0.00	0.00	0.00
10E930 4100 3190 30 108000	LI TITLE I PURCH SERVICE	0.00	0.00	0.00	0.00	0.00	0.00	0.00
10E930 4100 3190 30 109000	LO TITLE I PURCH SERVICE	0.00	0.00	0.00	0.00	0.00	0.00	0.00
10E930 4100 3190 30 110000	WA TITLE I PURCH SERVICE	0.00	0.00	0.00	0.00	0.00	0.00	0.00
10E902 4110 3190 30 107000	JE TITLE I PURCHASE SERVICE	0.00	0.00	0.00	0.00	0.00	0.00	0.00
10E960 4110 3190 30 000000	ESSER II OTHER GOVT PURCH S	1,000.00	0.00	0.00	1,000.00	0.00	0.00	0.00
10E000 4120 3190 12 000000	WCSED: BILLING	3,864,139.00	0.00	3,626,756.50	237,382.50	0.00	3,619,215.13	93.86
10E000 4120 3190 12 000001	WCSED:ORPHANAGE	92,192.00	0.00	98,328.00	-6,136.00	0.00	114,912.76	106.66
10E000 4120 3190 12 000002	WCES IDEA FT	1,051,378.00	268,247.68	1,067,812.00	-16,434.00	0.00	1,220,504.04	101.56
10E000 4120 3190 12 000003	SETTLEMENT AGREEMENT	0.00	0.00	0.00	0.00	0.00	0.00	0.00
10E000 4120 3190 12 000004	WCES IDEA-PS FT	27,728.00	7,238.65	29,029.01	-1,301.01	0.00	31,877.40	104.69
10E000 4120 3190 12 000005	WCES CRSE-FT	546,520.00	136,629.95	546,519.80	0.20	0.00	546,519.80	100.00
10E000 4120 3190 12 000006	PRIVATE FACILITY	40,000.00	0.00	54,252.22	-14,252.22	0.00	41,920.18	135.63
10E000 4120 3190 12 000007	IDEA PS ARP	19,324.00	5,492.54	19,324.01	-0.01	0.00	0.00	100.00
10E000 4120 3190 12 000008	IDEA FT ARP	195,730.00	131,705.83	195,730.00	0.00	0.00	0.00	100.00
10E000 4190 3190 00 000001	FOUNDATION GRANTS	10,000.00	385.00	11,810.78	-1,810.78	0.00	13,925.98	118.11
10E000 4190 3190 00 000002	U2 INNOVATE GRANTS	0.00	0.00	0.00	0.00	0.00	0.00	0.00
10E000 4190 3190 00 000003	ROE TUITION ECHO STARQUEST	170,000.00	8,330.00	125,465.00	44,535.00	0.00	169,182.84	73.80
10E000 4190 3190 00 000004	CITY OF MARION SRO	325,000.00	0.00	246,710.01	78,289.99	0.00	291,180.43	75.91
10E940 4190 3190 30 000000	ESSER PYMTS TO GOV UNITS	0.00	0.00	0.00	0.00	0.00	0.00	0.00
10E930 4900 3190 30 000000	TITLE I PURCHASED SERVICES	0.00	0.00	0.00	0.00	0.00	0.00	0.00
10E000 5150 6010 00 000000	INTEREST ON LINE OF CREDIT	0.00	0.00	0.00	0.00	0.00	0.00	0.00
10E000 5150 6020 00 000000	FEES FOR LINE OF CREDIT	0.00	0.00	0.00	0.00	0.00	0.00	0.00
10E000 8110 0000 10 000000	PERMANENT TRANSFER TO O&M	0.00	0.00	0.00	0.00	0.00	0.00	0.00
10---- ---- ---- -- ------		38,641,973.00	3,451,854.18	37,676,615.86	603,867.76	339,568.71	35,735,921.48	97.31

Account Number	Account Level Description Account Number	2022-23 Original Budget	June 2022-23 Monthly Activity	2022-23 FYTD Activity	2022-23 Available Funds	Encumbered Amount	2021-22 FY Activity	2022-23 FYTD %
20	OPERATIONS & MAINTENANCE FUND							
20E000 2533 3010 00 000000	STORM SHELTER	20,000.00	0.00	1,752.00	18,248.00	0.00	0.00	8.76
20E000 2533 3010 00 000707	3 Yr Asbestos Plan	1,000.00	0.00	0.00	1,000.00	0.00	0.00	0.00
20E000 2533 3010 00 000804	DISTRICT WIDE BLEACHER INSP	5,000.00	0.00	5,000.00	0.00	0.00	0.00	100.00
20E000 2533 3010 00 000805	DISTRICT WIDE ROOF INSPECTI	2,000.00	0.00	0.00	2,000.00	0.00	0.00	0.00
20E965 2533 3190 30 000000	ESSER III: HVAC PURCHASE SE	0.00	0.00	0.00	0.00	0.00	0.00	0.00
20E000 2533 5230 03 000000	BAYSINGER ARCH FEES	100,000.00	0.00	2,182.00	97,818.00	0.00	35,859.48	2.18
20E107 2533 5230 00 000000	JEFFERSON LIBRARY CAR ACCID	0.00	19,374.00	19,374.00	-19,374.00	0.00	0.00	0.00
20E960 2533 5230 30 000000	ESSER II ARCH HVAC	57,000.00	0.00	56,235.23	764.77	0.00	327,853.58	98.66
20E965 2533 5230 30 000000	ESSER III ARCH	793,742.00	26,230.63	264,101.88	529,640.12	0.00	461,649.96	33.27
20E000 2535 5230 00 220910	WA & JH FIRE ALARM REPLACEM	0.00	57,958.00	197,818.00	-197,818.00	0.00	0.00	0.00
20E960 2535 5230 30 000000	ESSER II HVAC	52,000.00	0.00	1,095,566.93	-1,043,566.93	0.00	781,626.91	2,106.86
20E965 2535 5230 30 000000	ESSER III HVAC	6,000,000.00	171,716.37	4,098,285.44	1,901,714.56	0.00	275,271.20	68.30
20E000 2542 1190 00 000000	MAINT: SALARY, CUSTODIAN	350,000.00	49,403.34	417,544.64	-67,544.64	0.00	303,461.28	119.30
20E105 2542 1190 00 000000	ADAMS CUSTODIAN SALARY	90,500.00	5,947.15	79,545.85	10,954.15	0.00	73,816.29	87.90
20E107 2542 1190 00 000000	JEFFERSON CUSTODIAN SALARY	85,000.00	5,970.00	73,688.00	11,312.00	0.00	69,720.00	86.69
20E108 2542 1190 00 000000	LINCOLN CUSTODIAN SALARY	96,000.00	9,657.80	97,625.75	-1,625.75	0.00	88,551.20	101.69
20E109 2542 1190 00 000000	LONGFELLOW CUSTODIAN SALARY	67,000.00	5,366.58	65,582.33	1,417.67	0.00	43,405.10	97.88
20E110 2542 1190 00 000000	WASHINGTON CUSTODIAN SALARY	120,000.00	6,116.80	92,908.81	27,091.19	0.00	76,910.60	77.42
20E204 2542 1190 00 000000	JH CUSTODIAN SALARY	151,000.00	7,670.00	143,814.00	7,186.00	0.00	123,016.33	95.24
20E303 2542 1190 00 000000	HS CUSTODIAN SALARY	284,000.00	23,132.00	262,577.92	21,422.08	0.00	235,953.40	92.46
20E000 2542 1200 00 000000	Maint: salary, Subs/Extr	10,000.00	624.00	12,312.00	-2,312.00	0.00	7,372.00	123.12
20E105 2542 1200 00 000000	ADAMS SUB/EXTRA CUSTODIAN	1,000.00	0.00	0.00	1,000.00	0.00	0.00	0.00
20E107 2542 1200 00 000000	JEFFERSON SUB/EXTRA CUSTODI	10,000.00	0.00	11,454.00	-1,454.00	0.00	39,687.00	114.54
20E108 2542 1200 00 000000	LINCOLN SUB/EXTRA CUSTODIAN	3,000.00	2,379.00	9,974.25	-6,974.25	0.00	904.00	332.48
20E109 2542 1200 00 000000	LONGFEFLLOW SUB/EXTRA CUSTO	8,000.00	0.00	0.00	8,000.00	0.00	12,061.00	0.00
20E110 2542 1200 00 000000	WASHINGTON SUB/EXTRA CUSTOD	5,000.00	3,276.00	12,924.00	-7,924.00	0.00	21,744.47	258.48
20E204 2542 1200 00 000000	JH SUB/EXTRA CUSTODIAN SALA	10,000.00	1,768.00	3,687.00	6,313.00	0.00	18,377.00	36.87
20E303 2542 1200 00 000000	HS SUB/EXTRA CUSTODIAN	10,000.00	0.00	4,660.50	5,339.50	0.00	11,514.00	46.61
20E000 2542 1210 00 000000	UPKP BLD: TEMP WORK	60,000.00	1,638.00	4,914.00	55,086.00	0.00	22,544.00	8.19
20E105 2542 1210 00 000000	ADAMS CUSTODIAN TEMP WORK	2,000.00	1,547.00	18,106.50	-16,106.50	0.00	13,762.50	905.33
20E107 2542 1210 00 000000	JEFFERSON CUSTODIAN TEMP WO	14,000.00	1,079.00	7,254.00	6,746.00	0.00	2,476.00	51.81
20E108 2542 1210 00 000000	LINCOLN CUSTODIAN TEMP WORK	11,000.00	1,495.00	19,727.00	-8,727.00	0.00	1,214.75	179.34
20E109 2542 1210 00 000000	LONGFELLOW CUSTODIAN TEMP W	12,000.00	1,911.00	11,336.00	664.00	0.00	3,214.00	94.47
20E110 2542 1210 00 000000	WASHINGTON CUSTODIAN TEMP W	15,000.00	1,456.00	18,343.00	-3,343.00	0.00	11,629.00	122.29
20E204 2542 1210 00 000000	JH CUSTODIAN TEMP SALARY	12,000.00	1,426.75	15,322.75	-3,322.75	0.00	15,439.00	127.69
20E303 2542 1210 00 000000	HS CUSTODIAN TEMP SALARY	20,000.00	4,316.00	8,554.00	11,446.00	0.00	23,297.75	42.77
20E000 2542 1300 00 000000	Maint: Salary, Overtime	8,000.00	0.00	5,217.30	2,782.70	0.00	5,505.23	65.22
20E105 2542 1300 00 000000	ADAMS CUSTODIAN OVERTIME	2,000.00	0.00	637.89	1,362.11	0.00	889.28	31.89

Account Number	Account Level Description	2022-23	June 2022-23	2022-23	2022-23	Encumbered	2021-22	2022-23
	Account Number	Original Budget	Monthly Activity	FYTD Activity	Available Funds	Amount	FY Activity	FYTD %
20	OPERATIONS & MAINTENANCE FUND							
20E107 2542 1300 00 000000	JEFFERSON CUSTODIAN OVERTIM	4,000.00	0.00	1,883.88	2,116.12	0.00	2,357.94	47.10
20E108 2542 1300 00 000000	LINCOLN CUSTODIAN OVERTIME	1,000.00	0.00	1,860.18	-860.18	0.00	756.04	186.02
20E109 2542 1300 00 000000	LONGFELLOW CUSTODIAN OVERTI	500.00	0.00	329.40	170.60	0.00	66.15	65.88
20E110 2542 1300 00 000000	WASHINGTON CUSTODIAN OVERTI	2,500.00	0.00	2,754.13	-254.13	0.00	2,322.15	110.17
20E204 2542 1300 00 000000	JH CUSTODIAN OVERTIME	5,000.00	70.89	6,911.52	-1,911.52	0.00	1,530.99	138.23
20E303 2542 1300 00 000000	HS CUSTODIAN OVERTIME	13,000.00	136.80	25,747.68	-12,747.68	0.00	12,757.25	198.06
20E000 2542 2120 00 000000	MAINT: IMRF	17,900.00	1,789.28	18,810.02	-910.02	0.00	15,387.36	105.08
20E105 2542 2120 00 000000	ADAMS CUSTODIAN IMRF	5,000.00	278.27	3,376.71	1,623.29	0.00	3,187.41	67.53
20E107 2542 2120 00 000000	JEFFERSON CUSTODIAN IMRF	6,000.00	281.30	3,977.46	2,022.54	0.00	4,958.36	66.29
20E108 2542 2120 00 000000	LINCOLN CUSTODIAN IMRF	6,000.00	366.26	4,501.62	1,498.38	0.00	4,208.21	75.03
20E109 2542 2120 00 000000	LONGFELLOW CUSTODIAN IMRF	3,000.00	252.87	3,105.76	-105.76	0.00	2,048.34	103.53
20E110 2542 2120 00 000000	WASHINGTON CUSTODIAN IMRF	6,500.00	386.22	5,033.54	1,466.46	0.00	4,367.87	77.44
20E204 2542 2120 00 000000	JH CUSTODIAN IMRF	7,000.00	364.75	7,159.56	-159.56	0.00	5,916.65	102.28
20E303 2542 2120 00 000000	HS CUSTODIAN IMRF	14,000.00	1,096.43	13,446.64	553.36	0.00	11,590.20	96.05
20E000 2542 2220 00 000000	Maint: Health Insur	67,000.00	3,796.12	62,567.50	4,432.50	0.00	62,242.36	93.38
20E105 2542 2220 00 000000	ADAMS CUSTODIAN HEALTH INS	42,000.00	3,489.32	41,554.60	445.40	0.00	37,776.58	98.94
20E107 2542 2220 00 000000	JEFFERSON CUSTODIAN HEALTH	40,000.00	2,929.74	34,583.03	5,416.97	0.00	34,259.51	86.46
20E108 2542 2220 00 000000	LINCOLN CUSTODIAN HEALTH IN	18,000.00	1,447.08	16,871.63	1,128.37	0.00	15,598.39	93.73
20E109 2542 2220 00 000000	LONGFELLOW CUSTODIAN HEALTH	20,000.00	1,591.26	18,950.44	1,049.56	0.00	17,227.46	94.75
20E110 2542 2220 00 000000	WASHINGTON CUSTODIAN HEALTH	20,000.00	723.54	12,180.10	7,819.90	0.00	7,833.32	60.90
20E204 2542 2220 00 000000	JH CUSTODIAN HEALTH INS	25,000.00	723.54	8,616.70	16,383.30	0.00	5,531.16	34.47
20E303 2542 2220 00 000000	HS CUSTODIAN HEALTH INSURAN	80,000.00	3,617.70	45,986.46	34,013.54	0.00	58,463.55	57.48
20E000 2542 3190 00 000000	UPKP BLD: OTHER CONTR	496,000.00	33,010.60	392,992.74	33,891.41	65,165.85	431,195.13	79.23
20E000 2542 3190 00 000001	WASHINGTON REPAIRS	0.00	0.00	0.00	0.00	0.00	0.00	0.00
20E000 2542 3190 00 000002	CRAB ORCHARD BIKE PATH	0.00	0.00	0.00	0.00	0.00	100,000.00	0.00
20E000 2542 3190 00 000003	5TH STREET INTERSECTION	30,000.00	0.00	30,000.00	0.00	0.00	0.00	100.00
20E000 2542 3210 00 000000	PEST CONTROL	1,200.00	0.00	1,529.94	-341.73	11.79	1,095.90	127.50
20E105 2542 3210 00 000000	ADAMS PEST CONTROL	1,000.00	0.00	349.50	650.50	0.00	648.00	34.95
20E107 2542 3210 00 000000	JEFFERSON PEST CONTROL	1,000.00	0.00	694.00	306.00	0.00	810.00	69.40
20E108 2542 3210 00 000000	LINCOLN PEST CONTROL	1,000.00	0.00	593.00	407.00	0.00	736.00	59.30
20E109 2542 3210 00 000000	LONGFELLOW PEST CONTROL	1,000.00	0.00	706.00	294.00	0.00	572.00	70.60
20E110 2542 3210 00 000000	WASHINGTON PEST CONTROL	4,500.00	2,183.00	4,554.46	-54.46	0.00	4,426.00	101.21
20E204 2542 3210 00 000000	JH PEST CONTROL	1,500.00	0.00	600.00	900.00	0.00	0.00	40.00
20E303 2542 3210 00 000000	HS PEST CONTROL	4,000.00	0.00	1,104.00	2,896.00	0.00	2,426.00	27.60
20E000 2542 3220 00 000000	Maint: Cln Serv Mops/Rug	4,000.00	313.74	3,752.13	247.87	0.00	3,010.63	93.80
20E107 2542 3220 00 000000	JEFFERSON MOPS/RUGS	10,000.00	1,369.82	11,088.88	-1,088.88	0.00	8,749.78	110.89
20E108 2542 3220 00 000000	LINCOLN MOPS/RUGS	15,000.00	2,329.21	15,909.79	-909.79	0.00	11,410.53	106.07
20E109 2542 3220 00 000000	LONGFELLOW MOPS/RUGS	15,000.00	1,498.22	15,571.62	-571.62	0.00	14,311.25	103.81

Account Number	Account Level Description Account Number	2022-23 Original Budget	June 2022-23 Monthly Activity	2022-23 FYTD Activity	2022-23 Available Funds	Encumbered Amount	2021-22 FY Activity	2022-23 FYTD %
20	OPERATIONS & MAINTENANCE FUND							
20E110 2542 3220 00 000000	WASHINGTON MOPS/RUGS	20,000.00	2,043.82	17,695.72	2,304.28	0.00	17,529.55	88.48
20E204 2542 3220 00 000000	JH MOPS/RUGS	20,000.00	2,005.78	21,141.37	-1,141.37	0.00	17,549.33	105.71
20E303 2542 3220 00 000000	HS MOPS/RUGS	25,000.00	2,509.32	20,866.12	4,133.88	0.00	23,800.05	83.46
20E000 2542 3320 00 000000	MAINT: TRAVEL	1,000.00	277.45	601.03	398.97	0.00	0.00	60.10
20E000 2542 3400 00 000000	PHONE SERVICE	210,000.00	16,130.53	199,282.04	11,227.96	0.00	202,474.50	94.67
20E000 2542 3700 00 000011	UO WATER	800.00	34.25	405.25	394.75	0.00	398.97	50.66
20E000 2542 3700 00 000013	SPORTS COMPLEX WATER	4,000.00	94.29	1,460.15	2,539.85	0.00	2,533.03	36.50
20E105 2542 3700 00 000000	ADAMS WATER	15,000.00	230.50	41,300.17	-26,300.17	0.00	11,002.38	275.33
20E107 2542 3700 00 000000	JEFFERSON WATER	8,000.00	952.07	9,670.58	-1,670.58	0.00	6,140.98	120.88
20E108 2542 3700 00 000000	LINCOLN WATER	6,000.00	465.27	4,940.59	1,059.41	0.00	4,313.67	82.34
20E109 2542 3700 00 000000	LONGFELLOW WATER	6,000.00	437.24	4,253.75	1,746.25	0.00	3,397.27	70.90
20E110 2542 3700 00 000000	WASHINGTON WATER	15,000.00	710.15	8,066.35	6,933.65	0.00	9,685.94	53.78
20E204 2542 3700 00 000000	JH WATER	15,000.00	772.56	10,355.52	4,644.48	0.00	8,327.16	69.04
20E303 2542 3700 00 000000	HS WATER	15,000.00	1,038.06	13,948.59	1,051.41	0.00	12,639.66	92.99
20E000 2542 4100 00 000000	MAINTENANCE SUPPLIES	200,000.00	11,148.04	205,890.28	-8,414.29	1,999.50	183,603.44	102.95
20E105 2542 4100 00 000000	ADAMS CUSTODIAL SUPPLIES	12,500.00	1,776.06	8,928.65	3,571.35	0.00	6,662.52	71.43
20E107 2542 4100 00 000000	JEFFERSON CUSTODIAL SUPPLIE	13,000.00	1,317.88	9,527.78	3,472.22	0.00	8,556.02	73.29
20E108 2542 4100 00 000000	LINCOLN CUSTODIAL SUPPLIES	20,000.00	2,029.83	12,123.72	7,876.28	0.00	16,169.72	60.62
20E109 2542 4100 00 000000	LONGFELLOW CUSTODIAL SUPPLI	11,000.00	2,439.40	8,659.69	2,340.31	0.00	8,749.30	78.72
20E110 2542 4100 00 000000	WASHINGTON CUSTODIAL SUPPLI	15,000.00	1,835.51	15,299.30	-299.30	0.00	11,234.99	102.00
20E204 2542 4100 00 000000	JH CUSTODIAN SUPPLIES	25,000.00	2,078.61	17,439.10	7,560.90	0.00	16,264.98	69.76
20E303 2542 4100 00 000000	HS CUSTODIAN SUPPLIES	45,000.00	3,927.66	34,072.24	10,927.76	0.00	31,043.86	75.72
20E965 2542 4100 30 000000	ESSER III SUPPLIES	6,849.00	0.00	0.00	6,849.00	0.00	0.00	0.00
20E000 2542 4650 00 000011	UO GAS	2,600.00	95.73	1,949.34	650.66	0.00	2,173.30	74.97
20E107 2542 4650 00 000000	JEFFERSON GAS	16,000.00	816.93	9,006.38	6,993.62	0.00	14,146.66	56.29
20E108 2542 4650 00 000000	LINCOLN GAS	23,000.00	747.11	16,418.46	6,581.54	0.00	20,695.31	71.38
20E109 2542 4650 00 000000	LONGFELLOW GAS	14,000.00	525.37	4,304.08	9,695.92	0.00	11,125.64	30.74
20E110 2542 4650 00 000000	WASHINGTON GAS	25,000.00	899.54	17,036.89	7,963.11	0.00	22,839.53	68.15
20E204 2542 4650 00 000000	JH GAS	35,000.00	1,442.38	28,124.12	6,875.88	0.00	28,903.50	80.35
20E303 2542 4650 00 000000	HS GAS	20,000.00	1,343.98	20,143.71	-143.71	0.00	17,810.59	100.72
20E000 2542 4660 00 000011	UO ELECTRIC	11,000.00	377.00	7,601.97	3,398.03	0.00	7,440.69	69.11
20E000 2542 4660 00 000013	SPORTS COMPLEX ELECTRIC	8,500.00	382.22	5,418.88	3,081.12	0.00	6,328.05	63.75
20E105 2542 4660 00 000000	ADAMS ELECTRIC	104,000.00	6,172.21	85,336.72	18,663.28	0.00	83,180.02	82.05
20E107 2542 4660 00 000000	JEFFERSON ELECTRIC	45,000.00	2,359.21	54,947.13	-9,947.13	0.00	36,433.01	122.10
20E108 2542 4660 00 000000	LINCOLN ELECTRIC	75,000.00	6,697.63	70,718.26	4,281.74	0.00	64,578.21	94.29
20E109 2542 4660 00 000000	LONGFELLOW ELECTRIC	40,000.00	0.00	30,169.03	9,830.97	0.00	28,877.40	75.42
20E110 2542 4660 00 000000	WASHINGTON ELECTRIC	75,000.00	4,911.43	78,902.69	-3,902.69	0.00	67,324.89	105.20
20E204 2542 4660 00 000000	JH ELECTRIC	115,000.00	8,235.82	99,543.70	15,456.30	0.00	98,219.56	86.56

Account Number	Account Level Description Account Number	2022-23 Original Budget	June 2022-23 Monthly Activity	2022-23 FYTD Activity	2022-23 Available Funds	Encumbered Amount	2021-22 FY Activity	2022-23 FYTD %
20	OPERATIONS & MAINTENANCE FUND							
20E303 2542 4660 00 000000	HS ELECTRIC	420,000.00	31,575.10	433,878.62	-13,878.62	0.00	361,834.82	103.30
20E000 2542 5400 00 000000	UPKP BLD: EQUIP CAP OUT	15,000.00	0.00	13,034.81	1,965.19	0.00	15,000.00	86.90
20E000 2542 5400 00 000001	BLD UPKP: CAP OUTLAY 2500-9	18,000.00	0.00	33,338.65	-48,677.30	33,338.65	17,786.90	185.21
20E965 2542 5400 30 000000	ESSER 3 CAPITAL OUTLAY	14,756.00	0.00	0.00	14,756.00	0.00	0.00	0.00
20E000 2542 6400 00 000000	MAINT; DUES & FEES	3,500.00	725.00	2,475.00	1,025.00	0.00	1,195.50	70.71
20E000 2543 3190 00 000000	UPKP GRD: CONTR	50,000.00	0.00	21,005.90	28,994.10	0.00	44,279.45	42.01
20E000 2543 3190 00 000001	MHS Turf Replacement	650,000.00	0.00	617,305.00	32,695.00	0.00	0.00	94.97
20E000 2543 3210 00 000000	UPKP GRD: TRASH REMOVAL	40,000.00	2,652.65	39,672.50	327.50	0.00	38,520.95	99.18
20E000 2543 3230 00 000000	UPKP GRD: REPAIR	22,000.00	0.00	18,800.00	3,200.00	0.00	2,400.00	85.45
20E000 2543 4100 00 000000	UPKP GRD: SEED, FERT	76,000.00	3,172.50	45,531.67	30,468.33	0.00	28,450.39	59.91
20E000 2543 5400 00 000000	UPKP GRD: CAP OUTLAY0	45,000.00	0.00	50,691.01	-5,691.01	0.00	2,500.00	112.65
20E000 2545 3230 00 000000	VEHICLE: REPAIR	10,000.00	1,028.48	11,517.60	-2,075.58	557.98	8,964.03	115.18
20E000 2545 4100 00 000000	VEHICLE: SUP, MOW, TRKS	30,000.00	3,302.12	27,352.82	2,647.18	0.00	23,719.78	91.18
20E000 2545 5400 00 000001	VEHICLE: CAP OUTLAY 2500+	120,000.00	0.00	18,386.16	45,222.84	56,391.00	64,250.00	15.32
20E000 4120 3190 12 000000	WCSED: JT AGREE PMT	0.00	0.00	0.00	0.00	0.00	0.00	0.00
20---- ---- ---- -- ------		12,308,347.00	607,221.07	10,486,220.68	1,660,697.04	157,464.77	5,719,560.28	85.19
21	O&M LEASE							
21E000 2542 3250 00 000004	CHROMEBOOKS LEASE MHS & MJH	0.00	0.00	0.00	0.00	0.00	0.00	0.00
21E000 2542 3250 00 000005	Copier Lease Payment	52,800.00	4,400.00	52,800.00	0.00	0.00	48,400.00	100.00
21---- ---- ---- -- ------		52,800.00	4,400.00	52,800.00	0.00	0.00	48,400.00	100.00
30	DEBT SERVICE FUND OR FUND GROU							
30E000 5200 6200 00 000006	New MHS Interest Pymt	599,700.00	0.00	599,700.00	0.00	0.00	627,750.00	100.00
30E000 5200 6200 00 000007	New CS Interest Pymt	61,883.00	0.00	61,882.50	0.50	0.00	76,935.00	100.00
30E000 5300 6100 00 000007	New CS Principal Pymt	690,000.00	0.00	690,000.00	0.00	0.00	675,000.00	100.00
30E000 5300 6100 00 000008	NEW MHS PRINCIPAL PYMT	1,320,000.00	0.00	1,320,000.00	0.00	0.00	1,250,000.00	100.00
30E000 5400 3190 00 000000	BOND FEE	1,500.00	0.00	1,219.00	281.00	0.00	1,219.00	81.27
30E000 8990 0000 00 000000	OTHER SOURCES NOT CLASSIFIE	0.00	0.00	0.00	0.00	0.00	0.00	0.00
30---- ---- ---- -- ------		2,673,083.00	0.00	2,672,801.50	281.50	0.00	2,630,904.00	99.99

Account Number	Account Level Description Account Number	2022-23 Original Budget	June 2022-23 Monthly Activity	2022-23 FYTD Activity	2022-23 Available Funds	Encumbered Amount	2021-22 FY Activity	2022-23 FYTD %
40	TRANSPORTATION FUND							
40E000 2550 1110 00 000000	COOR SALARY	20,000.00	2,333.34	20,999.94	-999.94	0.00	18,000.00	105.00
40E000 2550 2120 00 000000	PUPIL TRANS: IMRF	943.00	109.94	989.58	-46.58	0.00	848.16	104.94
40E000 2550 2220 00 000000	COOR HEALTH INSUR	3,791.00	318.26	3,790.18	0.82	0.00	3,412.61	99.98
40E000 2550 3190 00 000000	PURCHASED SERVICES	20,000.00	0.00	0.00	20,000.00	0.00	0.00	0.00
40E000 2550 3190 00 000001	MHS ACTIVITY BUS PRINCIPAL	29,601.00	0.00	16,493.27	13,107.73	0.00	17,474.38	55.72
40E000 2550 3190 00 000002	MHS ACTIVITY BUS INTEREST	2,895.00	0.00	2,893.16	1.84	0.00	1,911.99	99.94
40E000 2550 3300 00 000000	ATHL TRIPS	100,000.00	7,391.36	86,623.52	13,376.48	0.00	92,493.57	86.62
40E960 2550 3300 30 000000	ESSER II PUPIL TRANSPORTATI	54,710.00	0.00	50,389.81	4,320.19	0.00	54,709.76	92.10
40E965 2550 3300 30 000000	ESSER 3 PUPIL TRANSPORTATIO	55,000.00	0.00	0.00	55,000.00	0.00	0.00	0.00
40E000 2550 3310 00 000000	CURRICULAR TRIPS	20,000.00	4,430.46	22,421.09	-2,421.09	0.00	18,868.55	112.11
40E000 2550 3320 00 000000	ACTIVITY TRIPS	50,000.00	8,703.00	54,199.29	-4,199.29	0.00	47,624.05	108.40
40E000 2550 3330 00 000000	ADAMS ATHLETIC BUS TRANS.	15,000.00	587.88	12,673.27	2,326.73	0.00	10,914.76	84.49
40E000 2552 3310 00 000000	CONTR FEES	1,340,000.00	97,612.18	1,174,633.42	165,366.58	0.00	1,178,844.30	87.66
40E000 2552 4100 00 000000	MHS ACTIVITY BUS EXPENSES	7,000.00	1,107.40	15,878.70	-8,878.70	0.00	6,329.49	226.84
40E000 4120 3310 12 000000	WCSED: JT AGR PMT	250,000.00	36,347.00	249,651.41	348.59	0.00	189,049.94	99.86
40---- ---- ---- -- ------		1,968,940.00	158,940.82	1,711,636.64	257,303.36	0.00	1,640,481.56	86.93
50	SOCIAL SECURITY/MEDICARE							
50E000 1101 2130 00 000000	ELEM FICA	25.00	0.00	0.00	25.00	0.00	14.36	0.00
50E000 1101 2130 00 000002		0.00	0.00	22.72	-22.72	0.00	0.00	0.00
50E105 1101 2130 00 000000	ADAMS FICA	1,000.00	22.20	988.50	11.50	0.00	917.58	98.85
50E105 1101 2130 00 000001	ADAMS TEACHER AIDE FICA	500.00	0.00	0.00	500.00	0.00	0.00	0.00
50E107 1101 2130 00 000000	JEFFERSON FICA	1,100.00	0.00	832.15	267.85	0.00	778.98	75.65
50E108 1101 2130 00 000000	LINCOLN FICA	300.00	0.00	4.84	295.16	0.00	131.53	1.61
50E109 1101 2130 00 000000	LONGFELLOW FICA	1,000.00	0.00	932.58	67.42	0.00	844.75	93.26
50E110 1101 2130 00 000000	WASHINGTON FICA	2,000.00	0.00	1,532.05	467.95	0.00	1,788.48	76.60
50E000 1101 2140 00 000000	ELEM MEDICARE	200.00	0.00	65.08	134.92	0.00	199.21	32.54
50E000 1101 2140 00 000001	SETTLEMENT MEDICARE	0.00	0.00	0.00	0.00	0.00	0.00	0.00
50E000 1101 2140 00 000002	CONTRACT EXTENSION MEDICARE	1,100.00	0.00	915.03	184.97	0.00	995.66	83.18
50E105 1101 2140 00 000000	ADAMS MEDICARE	14,000.00	948.50	11,634.43	2,365.57	0.00	11,782.95	83.10
50E105 1101 2140 00 000001	ADAMS TEACHER AIDE MEDICARE	100.00	0.00	0.00	100.00	0.00	0.00	0.00
50E107 1101 2140 00 000000	JEFFERSON MEDICARE	14,500.00	1,170.21	13,842.96	657.04	0.00	12,702.55	95.47
50E108 1101 2140 00 000000	LINCOLN MEDICARE	30,000.00	2,234.97	26,987.86	3,012.14	0.00	27,823.15	89.96
50E109 1101 2140 00 000000	LONGFELLOW MEDICARE	15,000.00	1,036.88	12,583.03	2,416.97	0.00	13,019.22	83.89
50E110 1101 2140 00 000000	WASHINGTON MEDICARE	26,000.00	2,464.18	25,561.67	438.33	0.00	24,610.94	98.31
50E204 1102 2130 00 000000	JH FICA	0.00	0.00	66.43	-66.43	0.00	0.00	0.00

Account Number	Account Level Description Account Number	2022-23 Original Budget	June 2022-23 Monthly Activity	2022-23 FYTD Activity	2022-23 Available Funds	Encumbered Amount	2021-22 FY Activity	2022-23 FYTD %
50	SOCIAL SECURITY/MEDICARE							
50E204 1102 2130 00 000001		0.00	11.02	11.02	-11.02	0.00	0.00	0.00
50E204 1102 2140 00 000000	JH MEDICARE	44,500.00	3,913.61	43,511.31	988.69	0.00	43,139.54	97.78
50E204 1102 2140 00 000001		0.00	43.91	43.91	-43.91	0.00	0.00	0.00
50E303 1103 2130 00 000000	HS FICA	12,000.00	886.76	11,319.40	680.60	0.00	5,786.91	94.33
50E105 1103 2140 00 000000	HS EXT MEDICARE	3,300.00	240.40	2,877.78	422.22	0.00	2,785.85	87.21
50E303 1103 2140 00 000000	HS MEDICARE	58,500.00	5,194.19	61,307.27	-2,807.27	0.00	57,440.36	104.80
50E303 1103 2140 00 000001	HS 3 Circle Ag Grant	150.00	13.24	103.84	46.16	0.00	98.77	69.23
50E303 1103 2140 00 000002	HS LOCAL SHARE 3 CIRCLE AG	150.00	5.80	132.60	17.40	0.00	134.77	88.40
50E303 1103 2140 00 000003		0.00	0.00	27.42	-27.42	0.00	0.00	0.00
50E940 1250 2130 30 000000	Esser Grant- FICA Employee	0.00	0.00	0.00	0.00	0.00	0.00	0.00
50E960 1250 2130 30 000000	ESSER II FICA	2,700.00	1,623.10	3,720.31	-1,020.31	0.00	2,543.52	137.79
50E965 1250 2130 30 000000	ESSER III FICA	1,500.00	0.00	8.26	1,491.74	0.00	0.00	0.55
50E902 1250 2140 30 000000	TITLE I MEDICARE	12,000.00	0.00	0.00	12,000.00	0.00	154.91	0.00
50E902 1250 2140 30 105000	AD TITLE I MEDICARE	130.00	0.00	128.71	1.29	0.00	685.44	99.01
50E902 1250 2140 30 107000	JE TITLE I MEDICARE	235.00	0.00	232.23	2.77	0.00	1,201.84	98.82
50E902 1250 2140 30 108000	LI TITLE I MEDICARE	235.00	0.00	230.33	4.67	0.00	1,262.71	98.01
50E902 1250 2140 30 109000	LO TITLE I MEDICARE	80.00	0.00	72.53	7.47	0.00	1,141.91	90.66
50E902 1250 2140 30 110000	WA TITLE I MEDICARE	500.00	0.00	489.96	10.04	0.00	2,496.04	97.99
50E930 1250 2140 30 000000	TITLE I: MEDICARE	8,613.00	0.00	4.35	8,608.65	0.00	3,182.55	0.05
50E930 1250 2140 30 105000	AD TITLE I MEDICARE	0.00	71.89	776.83	-776.83	0.00	122.30	0.00
50E930 1250 2140 30 107000	JE TITLE I MEDICARE	0.00	86.08	919.03	-919.03	0.00	224.04	0.00
50E930 1250 2140 30 108000	LI TITLE I MEDICARE	0.00	237.20	2,428.91	-2,428.91	0.00	149.72	0.00
50E930 1250 2140 30 109000	LO TITLE I MEDICARE	0.00	126.63	1,324.27	-1,324.27	0.00	186.08	0.00
50E930 1250 2140 30 110000	WA TITLE I MEDICARE	0.00	259.83	2,654.92	-2,654.92	0.00	353.30	0.00
50E935 1250 2140 00 000004	TITLE SIP MEDICARE	0.00	0.00	0.00	0.00	0.00	0.00	0.00
50E935 1250 2140 00 000005	TITLE SIP MEDICARE	0.00	0.00	0.00	0.00	0.00	0.00	0.00
50E936 1250 2140 00 000004		0.00	0.00	0.00	0.00	0.00	0.00	0.00
50E940 1250 2140 30 000000	Esser Grant- Medicare	0.00	0.00	0.00	0.00	0.00	0.00	0.00
50E960 1250 2140 30 000000	ESSER II MEDICARE	6,800.00	1,994.67	8,172.19	-1,372.19	0.00	5,658.83	120.18
50E965 1250 2140 30 000000	ESSER III MEDICARE	9,000.00	538.62	3,479.00	5,521.00	0.00	703.71	38.66
50E000 1400 2130 20 000000	VOC SEC: FICA	500.00	0.00	2,480.48	-1,980.48	0.00	332.78	496.10
50E000 1400 2140 20 000000	VOC SEC: MEDICAR	150.00	0.00	580.10	-430.10	0.00	77.82	386.73
50E000 1401 2130 21 000000	VOCATIONAL FICA-SKYWARD	0.00	0.00	0.00	0.00	0.00	0.00	0.00
50E000 1401 2140 21 000000	WCRVS SPEC.NEEDS: MEDIC	0.00	0.00	0.00	0.00	0.00	0.00	0.00
50E000 1500 2130 00 000000	ATHL: FICA	2,500.00	147.24	1,808.99	691.01	0.00	1,681.54	72.36
50E000 1500 2130 00 000001	ATHL: FICA	1,500.00	24.10	1,347.90	152.10	0.00	1,160.75	89.86
50E204 1500 2130 20 000000	JH BOYS BASKETBALL FICA	300.00	0.00	0.00	300.00	0.00	0.00	0.00
50E204 1500 2130 22 000000	JH SOFTBALL FICA	300.00	0.00	161.28	138.72	0.00	157.64	53.76

Account Number	Account Level Description Account Number	2022-23 Original Budget	June 2022-23 Monthly Activity	2022-23 FYTD Activity	2022-23 Available Funds	Encumbered Amount	2021-22 FY Activity	2022-23 FYTD %
50	SOCIAL SECURITY/MEDICARE							
50E204 1500 2130 23 000000	JH VOLLEYBALL FICA	200.00	0.00	372.76	-172.76	0.00	157.64	186.38
50E204 1500 2130 24 000000	JH CHEERLEADING FICA	300.00	0.00	175.93	124.07	0.00	171.96	58.64
50E204 1500 2130 25 000000	JH DANCE/POM FICA	200.00	0.00	176.04	23.96	0.00	171.90	88.02
50E204 1500 2130 40 000000		325.00	0.00	293.28	31.72	0.00	286.56	90.24
50E303 1500 2130 01 000000	HS FOOTBALL FICA	1,000.00	0.00	479.71	520.29	0.00	804.63	47.97
50E303 1500 2130 04 000000	HS BOYS SOCCER FICA	700.00	0.00	505.88	194.12	0.00	494.36	72.27
50E303 1500 2130 05 000000		700.00	0.00	950.76	-250.76	0.00	623.34	135.82
50E303 1500 2130 06 000000	HS WRESTLING FICA	500.00	0.00	505.92	-5.92	0.00	390.48	101.18
50E303 1500 2130 07 000000		500.00	0.00	774.18	-274.18	0.00	385.92	154.84
50E303 1500 2130 08 000000	HS SOFTBALL FICA	200.00	59.35	249.29	-49.29	0.00	121.80	124.65
50E303 1500 2130 09 000000	HS FISHING FICA	200.00	0.00	0.00	200.00	0.00	0.00	0.00
50E303 1500 2130 10 000000	HS BOWLING FICA	200.00	0.00	0.00	200.00	0.00	0.00	0.00
50E303 1500 2130 11 000000	HS VOLLEYBALL FICA	700.00	0.00	637.82	62.18	0.00	623.34	91.12
50E303 1500 2130 13 000000	HS CHEERLEADING FICA	600.00	0.00	498.58	101.42	0.00	487.20	83.10
50E303 1500 2130 15 000000	HS BOYS BASKETBALL FICA	800.00	0.00	41.63	758.37	0.00	368.07	5.20
50E303 1500 2130 31 000000	HS GIRLS BASKETBALL FICA	600.00	0.00	649.60	-49.60	0.00	498.70	108.27
50E303 1500 2130 32 000000		300.00	0.00	0.00	300.00	0.00	200.08	0.00
50E303 1500 2130 33 000000	HS GIRLS TRACK FICA	700.00	0.00	394.63	305.37	0.00	644.82	56.38
50E303 1500 2130 36 000000	HS GIRLS SOCCER FICA	600.00	0.00	513.78	86.22	0.00	494.46	85.63
50E000 1500 2140 00 000000	ATHL: MEDICARE	700.00	63.05	581.95	118.05	0.00	528.38	83.14
50E000 1500 2140 00 000001	ATHL: MEDICARE	500.00	9.23	534.70	-34.70	0.00	387.57	106.94
50E204 1500 2140 20 000000	JH BOYS BASKETBALL MEDICARE	200.00	9.18	109.70	90.30	0.00	103.10	54.85
50E204 1500 2140 21 000000	JH BASEBALL MEDICARE	100.00	6.50	78.27	21.73	0.00	78.13	78.27
50E204 1500 2140 22 000000	JH SOFTBALL MEDICARE	150.00	3.60	80.74	69.26	0.00	78.20	53.83
50E204 1500 2140 23 000000	JH VOLLEYBALL MEDICARE	200.00	0.00	94.44	105.56	0.00	79.63	47.22
50E204 1500 2140 24 000000	JH CHEERLEADING MEDICARE	100.00	0.00	41.16	58.84	0.00	40.20	41.16
50E204 1500 2140 25 000000	JH DANCE/POM MEDICARE	150.00	0.00	41.22	108.78	0.00	48.14	27.48
50E204 1500 2140 26 000000	JH BOYS TRACK MEDICARE	150.00	18.15	101.04	48.96	0.00	76.57	67.36
50E204 1500 2140 27 000000	JH BOYS CC MEDICARE	100.00	15.87	98.21	1.79	0.00	84.32	98.21
50E204 1500 2140 40 000000	JH GIRLS BASKETBALL MEDICAR	150.00	4.38	120.92	29.08	0.00	117.14	80.61
50E204 1500 2140 41 000000	JH GIRLS TRACK MEDICARE	100.00	5.84	90.32	9.68	0.00	53.18	90.32
50E303 1500 2140 01 000000	HS FOOTBALL MEDICARE	600.00	19.88	443.40	156.60	0.00	507.03	73.90
50E303 1500 2140 02 000000	HS BOYS CC MEDICARE	100.00	0.00	0.00	100.00	0.00	10.10	0.00
50E303 1500 2140 03 000000	HS BOYS TENNIS MEDICARE	100.00	5.64	67.32	32.68	0.00	65.33	67.32
50E303 1500 2140 04 000000	HS BOYS SOCCER MEDICARE	200.00	0.00	118.32	81.68	0.00	115.60	59.16
50E303 1500 2140 05 000000	HS BOYS TRACK MEDICARE	250.00	0.00	286.49	-36.49	0.00	226.38	114.60
50E303 1500 2140 06 000000	HS WRESTLING MEDICARE	200.00	0.00	118.32	81.68	0.00	127.56	59.16
50E303 1500 2140 07 000000	HS BASEBALL MEDICARE	250.00	2.15	211.63	38.37	0.00	145.11	84.65

Account Number	Account Level Description Account Number	2022-23 Original Budget	June 2022-23 Monthly Activity	2022-23 FYTD Activity	2022-23 Available Funds	Encumbered Amount	2021-22 FY Activity	2022-23 FYTD %
50	SOCIAL SECURITY/MEDICARE							
50E303 1500 2140 08 000000	HS SOFTBALL MEDICARE	300.00	29.49	180.89	119.11	0.00	126.95	60.30
50E303 1500 2140 09 000000	HS FISHING MEDICARE	100.00	3.42	40.92	59.08	0.00	40.16	40.92
50E303 1500 2140 10 000000	HS BOWLING MEDICARE	75.00	5.22	58.83	16.17	0.00	30.98	78.44
50E303 1500 2140 11 000000	HS VOLLEYBALL MEDICARE	250.00	4.28	200.20	49.80	0.00	210.66	80.08
50E303 1500 2140 12 000000	HS BOYS GOLF MEDICARE	200.00	5.44	65.04	134.96	0.00	63.86	32.52
50E303 1500 2140 13 000000	HS CHEERLEADING MEDICARE	200.00	0.00	116.63	83.37	0.00	113.99	58.32
50E303 1500 2140 14 000000	HS DANCE/POM MEDICARE	100.00	12.18	140.59	-40.59	0.00	104.60	140.59
50E303 1500 2140 15 000000	HS BOYS BASKETBALL MEDICARE	400.00	20.81	326.57	73.43	0.00	319.47	81.64
50E303 1500 2140 31 000000	HS GIRLS BASKETBALL MEDICAR	300.00	0.00	219.23	80.77	0.00	161.62	73.08
50E303 1500 2140 32 000000	HS GIRLS CC MEDICARE	150.00	5.70	68.15	81.85	0.00	113.53	45.43
50E303 1500 2140 33 000000	HS GIRLS TRACK MEDICARE	250.00	11.67	193.78	56.22	0.00	235.98	77.51
50E303 1500 2140 34 000000	HS GIRLS GOLF MEDICARE	100.00	5.32	63.53	36.47	0.00	61.94	63.53
50E303 1500 2140 35 000000	HS GIRLS TENNIS MEDICARE	100.00	5.70	68.06	31.94	0.00	66.18	68.06
50E303 1500 2140 36 000000	HS GIRLS SOCCER MEDICARE	200.00	0.00	120.12	79.88	0.00	115.56	60.06
50E000 1501 2130 00 000000	ADAMS ATHLETIC FICA	4,000.00	12.62	1,940.22	2,059.78	0.00	2,405.07	48.51
50E000 1501 2140 00 000000	ADAMS ATHLETIC MEDICARE	1,500.00	30.98	734.26	765.74	0.00	750.89	48.95
50E000 1600 2140 00 000002	JH SUMMER SCHOOL MEDICARE	0.00	0.00	0.00	0.00	0.00	0.00	0.00
50E000 1600 2140 00 000003	HS SUMMER SCHOOL MEDICARE	0.00	0.00	0.00	0.00	0.00	0.00	0.00
50E941 2110 2140 00 000000		0.00	57.73	601.97	-601.97	0.00	0.00	0.00
50E105 2122 2140 00 000000	ADAMS PUPIL SERV MEDICARE	1,160.00	90.34	1,072.14	87.86	0.00	1,045.06	92.43
50E107 2122 2140 00 000000	JEFFERSON PUPIL SERV MEDICA	0.00	0.00	0.00	0.00	0.00	0.00	0.00
50E108 2122 2140 00 000000	LINCOLN PUPIL SERV MEDICARE	1,010.00	77.23	896.95	113.05	0.00	873.18	88.81
50E109 2122 2140 00 000000	LINCOLN PUPIL SERV MEDICARE	0.00	0.00	0.00	0.00	0.00	0.00	0.00
50E110 2122 2140 00 000000	WASHINGTON PUPIL SERV MEDIC	0.00	0.00	0.00	0.00	0.00	0.00	0.00
50E204 2122 2140 00 000000	JH PUPIL SERV MEDICARE	2,000.00	144.60	1,699.75	300.25	0.00	1,627.33	84.99
50E303 2122 2140 00 000000	HS PUPIL SERV MEDICARE	6,350.00	423.74	5,062.65	1,287.35	0.00	4,941.51	79.73
50E902 2122 2140 30 000000	TITLE I MEDICARE	200.00	0.00	0.00	200.00	0.00	0.00	0.00
50E902 2122 2140 30 105000	AD TITLE I MEDICARE	0.00	0.00	16.76	-16.76	0.00	83.84	0.00
50E902 2122 2140 30 107000	JE TITLE I MEDICARE	0.00	0.00	16.76	-16.76	0.00	83.84	0.00
50E902 2122 2140 30 108000		0.00	0.00	16.76	-16.76	0.00	83.84	0.00
50E902 2122 2140 30 109000	LO TITLE I MEDICARE	0.00	0.00	272.36	-272.36	0.00	1,363.44	0.00
50E902 2122 2140 30 110000		0.00	0.00	16.76	-16.76	0.00	83.84	0.00
50E930 2122 2140 00 107000		0.00	64.90	786.07	-786.07	0.00	121.50	0.00
50E930 2122 2140 00 109000		0.00	67.40	674.00	-674.00	0.00	125.64	0.00
50E930 2122 2140 00 110000		0.00	30.46	167.53	-167.53	0.00	82.64	0.00
50E930 2122 2140 30 000000	TITLE I:GUIDANCE MEDICAR	2,025.00	0.00	0.00	2,025.00	0.00	0.00	0.00
50E000 2134 2130 00 000000	HEALTH: FICA	3,900.00	264.64	3,242.80	657.20	0.00	1,812.38	83.15
50E105 2134 2130 00 000000	ADAMS HEALTH SERV FICA	2,000.00	147.94	1,783.75	216.25	0.00	1,815.23	89.19

Account Number	Account Level Description Account Number	2022-23 Original Budget	June 2022-23 Monthly Activity	2022-23 FYTD Activity	2022-23 Available Funds	Encumbered Amount	2021-22 FY Activity	2022-23 FYTD %
50	SOCIAL SECURITY/MEDICARE							
50E107 2134 2130 00 000000	JEFFERSON HEALTH SERV FICA	1,800.00	139.24	1,682.20	117.80	0.00	1,641.79	93.46
50E108 2134 2130 00 000000	LINCOLN HEALTH SERV FICA	1,800.00	136.22	1,644.55	155.45	0.00	1,629.25	91.36
50E109 2134 2130 00 000000	LONGFELLOW HEALTH SERV FICA	1,900.00	130.68	1,574.27	325.73	0.00	1,493.50	82.86
50E110 2134 2130 00 000000	WASHINGTON HEALTH SERV FICA	2,500.00	168.50	2,088.76	411.24	0.00	2,291.64	83.55
50E204 2134 2130 00 000000	JH HEALTH SERV FICA	1,900.00	79.46	1,019.86	880.14	0.00	1,540.98	53.68
50E303 2134 2130 00 000000	HS HEALTH SERV FICA	2,000.00	117.18	1,451.80	548.20	0.00	1,402.72	72.59
50E960 2134 2130 30 000000		200.00	0.00	193.14	6.86	0.00	93.63	96.57
50E965 2134 2130 30 000000		700.00	230.10	2,688.39	-1,988.39	0.00	2,383.91	384.06
50E000 2134 2140 00 000000	HEALTH: MEDICARE	1,000.00	61.88	758.28	241.72	0.00	768.31	75.83
50E105 2134 2140 00 000000	ADAMS HEALTH SERV MEDICARE	600.00	34.60	417.18	182.82	0.00	424.58	69.53
50E107 2134 2140 00 000000	JEFFERSON HEALTH SERV MEDIC	450.00	32.56	393.38	56.62	0.00	383.96	87.42
50E108 2134 2140 00 000000	LINCOLN HEALTH SERV MEDICAR	500.00	31.86	384.64	115.36	0.00	381.09	76.93
50E109 2134 2140 00 000000	LONGFELLOW HEALTH SERV MEDI	500.00	30.56	368.16	131.84	0.00	349.29	73.63
50E110 2134 2140 00 000000	WASHINGTON HEALTH SERV MEDI	600.00	39.40	488.45	111.55	0.00	535.90	81.41
50E204 2134 2140 00 000000	JH HEALTH SERV MEDICARE	500.00	19.68	249.54	250.46	0.00	358.13	49.91
50E303 2134 2140 00 000000	HS HEALTH SERV MEDICARE	500.00	27.40	339.49	160.51	0.00	328.07	67.90
50E960 2134 2140 30 000000		50.00	0.00	45.17	4.83	0.00	21.91	90.34
50E965 2134 2140 30 000000		200.00	53.82	628.80	-428.80	0.00	557.52	314.40
50E105 2190 2130 00 000000	ADAMS SUPPORT STAFF FICA	600.00	0.00	757.04	-157.04	0.00	381.62	126.17
50E107 2190 2130 00 000000	JEFFERSON SUPPORT STAFF FIC	2,300.00	0.00	2,427.52	-127.52	0.00	1,811.25	105.54
50E108 2190 2130 00 000000	LINCOLN SUPPORT STAFF FICA	4,340.00	0.00	3,817.18	522.82	0.00	3,283.11	87.95
50E109 2190 2130 00 000000	LONGFELLOW SUPPORT STAFF FI	2,000.00	0.00	1,854.35	145.65	0.00	1,821.79	92.72
50E110 2190 2130 00 000000	WASHINGTON SUPPORT STAFF FI	5,425.00	0.00	5,391.77	33.23	0.00	4,541.50	99.39
50E204 2190 2130 00 000000	JH SUPPORT STAFF FICA	2,500.00	0.00	1,436.06	1,063.94	0.00	1,297.61	57.44
50E303 2190 2130 00 000000	HS SUPPORT STAFF FICA	7,400.00	0.00	6,736.75	663.25	0.00	3,377.99	91.04
50E105 2190 2140 00 000000	ADAMS SUPPORT STAFF MEDICAR	250.00	0.00	177.07	72.93	0.00	89.25	70.83
50E107 2190 2140 00 000000	JEFFERSON SUPPORT STAFF MED	525.00	0.00	567.69	-42.69	0.00	423.59	108.13
50E108 2190 2140 00 000000	LINCOLN SUPPORT STAFF MEDIC	1,015.00	0.00	892.74	122.26	0.00	767.80	87.95
50E109 2190 2140 00 000000	LONGFELLOW SUPPORT STAFF ME	500.00	0.00	433.67	66.33	0.00	426.01	86.73
50E110 2190 2140 00 000000	WASHINGTON SUPPORT STAFF ME	1,300.00	0.00	1,260.19	39.81	0.00	1,061.62	96.94
50E204 2190 2140 00 000000	JH SUPPORT STAFF MEDICARE	600.00	0.00	335.86	264.14	0.00	303.50	55.98
50E303 2190 2140 00 000000	HS SUPPORT STAFF MEDICARE	1,800.00	0.00	1,575.48	224.52	0.00	789.97	87.53
50E000 2210 2130 00 000000	IMP INST: FICA	2,500.00	202.98	2,446.38	53.62	0.00	2,344.12	97.86
50E902 2210 2130 30 000000	TITLE I FICA	0.00	0.00	0.00	0.00	0.00	0.00	0.00
50E930 2210 2130 30 000000	TITLE I; FICA	0.00	0.00	230.65	-230.65	0.00	0.00	0.00
50E940 2210 2130 30 000000	ESSER FICA	0.00	0.00	0.00	0.00	0.00	0.00	0.00
50E960 2210 2130 30 000000		0.00	8.44	8.44	-8.44	0.00	0.00	0.00
50E000 2210 2140 00 000000	IMP INST: MEDICARE	2,000.00	155.02	1,851.90	148.10	0.00	1,820.76	92.60

Account Number	Account Level Description	2022-23	June 2022-23	2022-23	2022-23	Encumbered	2021-22	2022-23
	Account Number	Original Budget	Monthly Activity	FYTD Activity	Available Funds	Amount	FY Activity	FYTD %
50	SOCIAL SECURITY/MEDICARE							
50E303 2210 2140 00 000001	3 CIRCLE AG GRANT MEDICARE	50.00	5.50	43.52	6.48	0.00	24.97	87.04
50E902 2210 2140 30 000000	TITLE I MEDICARE	250.00	0.00	0.00	250.00	0.00	0.00	0.00
50E902 2210 2140 30 105000	AD TITLE I MEDICARE	0.00	0.00	49.80	-49.80	0.00	250.04	0.00
50E902 2210 2140 30 107000	JE TITLE I MEDICARE	0.00	0.00	49.80	-49.80	0.00	250.04	0.00
50E902 2210 2140 30 108000	LI TITLE I MEDICARE	0.00	0.00	49.80	-49.80	0.00	250.04	0.00
50E902 2210 2140 30 109000	LO TITLE I MEDICARE	0.00	0.00	49.80	-49.80	0.00	250.04	0.00
50E902 2210 2140 30 110000	WA TITLE I MEDICARE	0.00	0.00	49.72	-49.72	0.00	250.20	0.00
50E930 2210 2140 00 105000	AD TITLE I MEDICARE	0.00	0.00	0.00	0.00	0.00	32.28	0.00
50E930 2210 2140 00 107000	JE TITLE I MEDICARE	0.00	0.00	0.00	0.00	0.00	32.28	0.00
50E930 2210 2140 00 108000	LI TITLE I MEDICARE	0.00	0.00	0.00	0.00	0.00	32.28	0.00
50E930 2210 2140 00 109000	LO TITLE I MEDICARE	0.00	0.00	0.00	0.00	0.00	32.28	0.00
50E930 2210 2140 00 110000	WA TITLE I MEDICARE	0.00	0.00	0.00	0.00	0.00	32.32	0.00
50E930 2210 2140 30 000000	TITLE I; MEDICARE	1,400.00	0.00	53.94	1,346.06	0.00	0.00	3.85
50E930 2210 2140 30 105000	Title I Medicare-Summer Sch	0.00	8.86	88.47	-88.47	0.00	0.00	0.00
50E930 2210 2140 30 107000	Title I Medicare-Summer Sch	0.00	13.24	131.39	-131.39	0.00	0.00	0.00
50E930 2210 2140 30 108000	Title I Medicare-Summer Sch	0.00	61.72	608.62	-608.62	0.00	0.00	0.00
50E930 2210 2140 30 109000	Title I Medicare-Summer Sch	0.00	23.63	233.70	-233.70	0.00	0.00	0.00
50E930 2210 2140 30 110000	Title I Medicare-Summer Sch	0.00	14.97	148.45	-148.45	0.00	0.00	0.00
50E935 2210 2140 00 000004	TITLE II MEDICARE	0.00	0.00	0.00	0.00	0.00	0.00	0.00
50E935 2210 2140 00 000005	TITLE SIP MEDICARE	0.00	0.00	0.00	0.00	0.00	0.00	0.00
50E940 2210 2140 30 000000	ESSER MEDICARE	0.00	0.00	0.00	0.00	0.00	0.00	0.00
50E960 2210 2140 30 000000		1,200.00	146.63	148.54	1,051.46	0.00	41.00	12.38
50E965 2210 2140 30 000000	ESSER III MEDICARE	1,600.00	0.00	0.00	1,600.00	0.00	148.83	0.00
50E965 2220 2140 30 000000		300.00	0.00	38.77	261.23	0.00	70.30	12.92
50E000 2225 2130 00 000000	TECH: FICA	16,000.00	1,337.58	16,015.52	-15.52	0.00	15,859.50	100.10
50E000 2225 2140 00 000000	TECH: MEDICARE	4,000.00	312.80	3,745.34	254.66	0.00	3,709.17	93.63
50E000 2321 2130 00 000000	ADMIN: FICA	3,300.00	279.60	3,355.20	-55.20	0.00	3,246.00	101.67
50E000 2321 2140 00 000000	ADMIN: MEDICARE	4,100.00	320.98	3,852.58	247.42	0.00	3,749.94	93.97
50E965 2330 2140 30 000000		0.00	0.00	0.00	0.00	0.00	39.05	0.00
50E105 2410 2130 00 000000	ADAMS PRINCIPAL FICA	3,200.00	200.68	2,430.30	769.70	0.00	2,404.52	75.95
50E107 2410 2130 00 000000	JEFFERSON PRINCIPAL FICA	2,500.00	211.18	2,523.54	-23.54	0.00	2,367.47	100.94
50E108 2410 2130 00 000000	LINCOLN PRINCIPAL FICA	2,500.00	199.32	2,210.83	289.17	0.00	3,443.64	88.43
50E109 2410 2130 00 000000	LONGFELLOW PRINCIPAL FICA	3,000.00	203.19	2,253.67	746.33	0.00	3,217.92	75.12
50E110 2410 2130 00 000000	WASHINGTON PRINCIPAL FICA	2,700.00	222.92	2,755.98	-55.98	0.00	2,579.09	102.07
50E204 2410 2130 00 000000	JH PRINCIPAL FICA	4,500.00	347.30	4,190.90	309.10	0.00	3,789.85	93.13
50E303 2410 2130 00 000000	HS PRIN FICA	13,000.00	351.02	4,230.88	8,769.12	0.00	9,995.42	32.55
50E105 2410 2140 00 000000	ADAMS PRINCIPAL MEDICARE	2,200.00	160.00	1,921.13	278.87	0.00	1,890.35	87.32
50E107 2410 2140 00 000000	JEFFERSON PRINCIPAL MEDICAR	2,000.00	146.36	1,747.28	252.72	0.00	1,584.33	87.36

Account Number	Account Level Description Account Number	2022-23 Original Budget	June 2022-23 Monthly Activity	2022-23 FYTD Activity	2022-23 Available Funds	Encumbered Amount	2021-22 FY Activity	2022-23 FYTD %
50	SOCIAL SECURITY/MEDICARE							
50E108 2410 2140 00 000000	LINCOLN PRINCIPAL MEDICARE	3,600.00	267.88	3,217.58	382.42	0.00	3,517.48	89.38
50E109 2410 2140 00 000000	LONGFELLOW PRINCIPAL MEDICA	2,100.00	372.87	2,012.76	87.24	0.00	1,999.87	95.85
50E110 2410 2140 00 000000	WASHINGTON PRINCIPAL MEDICA	3,200.00	421.45	3,147.30	52.70	0.00	2,971.54	98.35
50E204 2410 2140 00 000000	JH PRINCIPAL MEDICARE	4,800.00	386.19	4,456.28	343.72	0.00	3,435.92	92.84
50E303 2410 2140 00 000000	HS PRIN MEDICARE	8,000.00	642.24	7,357.13	642.87	0.00	6,467.95	91.96
50E930 2410 2140 30 000000	TITLE 1: MEDICARE	0.00	0.00	0.00	0.00	0.00	0.00	0.00
50E000 2510 2130 00 000000	BUS MAN: FICA	5,800.00	459.96	5,527.85	272.15	0.00	5,334.12	95.31
50E000 2510 2140 00 000000	BUS MAN: MEDICARE	1,400.00	107.58	1,292.89	107.11	0.00	1,247.55	92.35
50E000 2520 2130 00 000000	FISCAL: FICA	5,700.00	579.64	5,140.11	559.89	0.00	4,479.82	90.18
50E000 2520 2140 00 000000	FISCAL: MEDICARE	1,400.00	135.56	1,202.24	197.76	0.00	1,047.62	85.87
50E000 2542 2130 00 000000	MAINT: FICA	27,000.00	3,235.74	26,712.74	287.26	0.00	20,685.98	98.94
50E105 2542 2130 00 000000	ADAMS CUSTODIAN FICA	6,300.00	313.87	4,494.09	1,805.91	0.00	4,048.26	71.33
50E107 2542 2130 00 000000	JEFFERSON CUSTODIAN FICA	7,000.00	393.94	5,828.12	1,171.88	0.00	6,542.29	83.26
50E108 2542 2130 00 000000	LINCOLN CUSTODIAN FICA	7,000.00	831.78	7,698.52	-698.52	0.00	5,535.92	109.98
50E109 2542 2130 00 000000	LONGFELLOW CUSTODIAN FICA	5,500.00	434.00	4,590.15	909.85	0.00	3,410.85	83.46
50E110 2542 2130 00 000000	WASHINGTON CUSTODIAN FICA	8,900.00	681.62	7,927.66	972.34	0.00	7,079.42	89.07
50E204 2542 2130 00 000000	JH CUSTODIAN FICA	11,100.00	686.30	10,816.99	283.01	0.00	9,806.60	97.45
50E303 2542 2130 00 000000	HS CUSTODIAN FICA	20,300.00	1,702.82	18,574.59	1,725.41	0.00	16,228.05	91.50
50E000 2542 2140 00 000000	MAINT: MEDICARE	6,300.00	756.77	6,247.40	52.60	0.00	4,837.71	99.17
50E105 2542 2140 00 000000	ADAMS CUSTODIAN MEDICARE	1,500.00	73.40	1,050.99	449.01	0.00	946.82	70.07
50E107 2542 2140 00 000000	JEFFERSON CUSTODIAN MEDICAR	1,700.00	92.13	1,363.02	336.98	0.00	1,530.01	80.18
50E108 2542 2140 00 000000	LINCOLN CUSTODIAN MEDICARE	1,600.00	194.54	1,800.49	-200.49	0.00	1,294.77	112.53
50E109 2542 2140 00 000000	LONGFELLOW CUSTODIAN MEDICA	1,200.00	101.50	1,073.52	126.48	0.00	797.74	89.46
50E110 2542 2140 00 000000	WASHINGTON CUSTODIAN MEDICA	2,000.00	159.40	1,854.13	145.87	0.00	1,655.72	92.71
50E204 2542 2140 00 000000	JH CUSTODIAN MEDICARE	2,600.00	160.51	2,529.75	70.25	0.00	2,293.49	97.30
50E303 2542 2140 00 000000	HS CUSTODIAN MEDICARE	5,000.00	398.23	4,344.12	655.88	0.00	3,795.28	86.88
50E000 2550 2130 00 000000	PUPIL TRANS: FICA	1,300.00	144.90	1,284.96	15.04	0.00	1,098.03	98.84
50E000 2550 2140 00 000000	PUPIL TRANS: MEDICARE	300.00	33.88	300.44	-0.44	0.00	256.84	100.15
50E000 2560 2120 84 000000	FOOD SERV: IMRF	0.00	0.00	0.00	0.00	0.00	0.00	0.00
50E000 2560 2130 84 000000	FOOD SERV: FICA	7,100.00	209.24	6,004.25	1,095.75	0.00	7,041.13	84.57
50E105 2560 2130 84 000000	ADAMS FOOD SERV FICA	5,200.00	9.43	5,505.85	-305.85	0.00	4,233.89	105.88
50E107 2560 2130 84 000000	JEFFERSON FOOD SERV FICA	4,500.00	0.00	4,764.34	-264.34	0.00	3,689.26	105.87
50E108 2560 2130 84 000000	LINCOLN FOOD SERV FICA	8,900.00	0.00	9,291.30	-391.30	0.00	5,487.67	104.40
50E109 2560 2130 84 000000	LONGFELLOW FOOD SERV FICA	6,200.00	0.00	5,818.51	381.49	0.00	3,147.26	93.85
50E110 2560 2130 84 000000	WASHINGTON FOOD SERV FICA	7,500.00	30.01	7,369.76	130.24	0.00	5,144.30	98.26
50E204 2560 2130 84 000000	JH FOOD FICA	10,300.00	0.00	10,693.74	-393.74	0.00	8,391.75	103.82
50E303 2560 2130 84 000000	HS FOOD SERV FICA	12,000.00	35.21	9,614.85	2,385.15	0.00	7,579.60	80.12
50E960 2560 2130 30 000000		3,100.00	1,550.65	3,002.31	97.69	0.00	1,511.47	96.85

Account Number	Account Level Description Account Number	2022-23 Original Budget	June 2022-23 Monthly Activity	2022-23 FYTD Activity	2022-23 Available Funds	Encumbered Amount	2021-22 FY Activity	2022-23 FYTD %
50	SOCIAL SECURITY/MEDICARE							
50E000 2560 2140 84 000000	FOOD SERV: MEDICARE	1,700.00	48.94	1,404.17	295.83	0.00	1,646.76	82.60
50E105 2560 2140 84 000000	ADAMS FOOD SERV MEDICARE	1,250.00	2.21	1,287.63	-37.63	0.00	990.09	103.01
50E107 2560 2140 84 000000	JEFFERSON FOOD SERV MEDICAR	1,100.00	0.00	1,114.22	-14.22	0.00	862.80	101.29
50E108 2560 2140 84 000000	LINCOLN FOOD SERV MEDICARE	2,100.00	0.00	2,172.98	-72.98	0.00	1,283.42	103.48
50E109 2560 2140 84 000000	LONGFELLOW FOOD SERV MEDICA	1,500.00	0.00	1,360.85	139.15	0.00	735.99	90.72
50E110 2560 2140 84 000000	WASHINGTON FOOD SERV MEDICA	1,750.00	7.02	1,723.64	26.36	0.00	1,203.12	98.49
50E204 2560 2140 84 000000	JH FOOD SERV MEDICARE	2,400.00	0.00	2,500.91	-100.91	0.00	1,962.54	104.20
50E303 2560 2140 84 000000	HS FOOD SERV MEDICARE	3,000.00	8.23	2,248.64	751.36	0.00	1,772.73	74.95
50E960 2560 2140 30 000000		725.00	362.64	702.13	22.87	0.00	353.49	96.85
50E902 2900 2130 30 105000	AD TITLE I FICA	0.00	0.00	0.00	0.00	0.00	0.00	0.00
50E902 2900 2130 30 107000	JE TITLE I FICA	0.00	0.00	0.00	0.00	0.00	0.00	0.00
50E902 2900 2130 30 108000	LI TITLE I FICA	0.00	0.00	0.00	0.00	0.00	0.00	0.00
50E902 2900 2130 30 109000	LO TITLE I FICA	0.00	0.00	0.00	0.00	0.00	0.00	0.00
50E902 2900 2130 30 110000	WA TITLE I FICA	0.00	0.00	0.00	0.00	0.00	0.00	0.00
50E930 2900 2130 30 000000	TITLE I: FICA	0.00	0.00	0.00	0.00	0.00	0.00	0.00
50E930 2900 2130 30 105000	AD TITLE I FICA	0.00	0.00	0.00	0.00	0.00	0.00	0.00
50E930 2900 2130 30 107000	JE TITLE I FICA	0.00	0.00	0.00	0.00	0.00	0.00	0.00
50E930 2900 2130 30 108000	LI TITLE I FICA	0.00	0.00	0.00	0.00	0.00	0.00	0.00
50E930 2900 2130 30 109000	LO TITLE I FICA	0.00	0.00	0.00	0.00	0.00	0.00	0.00
50E930 2900 2130 30 110000	WA TITLE I FICA	0.00	0.00	0.00	0.00	0.00	0.00	0.00
50E000 2900 2140 00 000000		40.00	0.00	37.00	3.00	0.00	184.62	92.50
50E902 2900 2140 30 000000	TITLE I MEDICARE	60.00	0.00	0.00	60.00	0.00	0.00	0.00
50E902 2900 2140 30 105000	AD TITLE I MEDICARE	0.00	0.00	11.12	-11.12	0.00	55.50	0.00
50E902 2900 2140 30 107000	JE TITLE I MEDICARE	0.00	0.00	11.12	-11.12	0.00	55.50	0.00
50E902 2900 2140 30 108000	LI TITLE I MEDICARE	0.00	0.00	11.12	-11.12	0.00	55.50	0.00
50E902 2900 2140 30 109000	LO TITLE I MEDICARE	0.00	0.00	11.12	-11.12	0.00	55.50	0.00
50E902 2900 2140 30 110000	WA TITLE I MEDICARE	0.00	0.00	11.12	-11.12	0.00	55.50	0.00
50E930 2900 2140 30 000000	TITLE I: MEDICARE	0.00	0.00	0.00	0.00	0.00	0.00	0.00
50E930 2900 2140 30 105000	AD TITLE I MEDICARE	0.00	0.00	0.00	0.00	0.00	0.00	0.00
50E930 2900 2140 30 107000	JE TITLE I MEDICARE	0.00	0.00	-6.10	6.10	0.00	0.00	0.00
50E930 2900 2140 30 108000	LI TITLE I MEDICARE	0.00	0.00	3.05	-3.05	0.00	0.00	0.00
50E930 2900 2140 30 109000	LO TITLE I MEDICARE	0.00	0.00	3.05	-3.05	0.00	0.00	0.00
50E930 2900 2140 30 110000	WA TITLE I MEDICARE	0.00	0.00	15.22	-15.22	0.00	0.00	0.00
50E902 3900 2130 30 000000	TITLE I FICA	0.00	0.00	0.00	0.00	0.00	0.00	0.00
50E930 3900 2130 30 000000	TITLE I: FICA	0.00	0.00	0.00	0.00	0.00	0.00	0.00
50E902 3900 2140 30 000000	TITLE I MEDICARE	70.00	0.00	0.00	70.00	0.00	0.00	0.00
50E902 3900 2140 30 105000	AD TITLE I MEDICARE	0.00	0.00	11.76	-11.76	0.00	58.98	0.00
50E902 3900 2140 30 107000	JE TITLE I MEDICARE	0.00	0.00	11.76	-11.76	0.00	58.98	0.00

Account Number	Account Level Description Account Number	2022-23 Original Budget	June 2022-23 Monthly Activity	2022-23 FYTD Activity	2022-23 Available Funds	Encumbered Amount	2021-22 FY Activity	2022-23 FYTD %
50	SOCIAL SECURITY/MEDICARE							
50E902 3900 2140 30 108000	LI TITLE I MEDICARE	0.00	0.00	11.76	-11.76	0.00	58.98	0.00
50E902 3900 2140 30 109000	LO TITLE I MEDICARE	0.00	0.00	11.76	-11.76	0.00	58.98	0.00
50E902 3900 2140 30 110000	WA TITLE I MEDICARE	0.00	0.00	11.76	-11.76	0.00	58.78	0.00
50E930 3900 2140 30 000000	TITLE I: MEDICARE	400.00	0.00	0.00	400.00	0.00	0.00	0.00
50E930 3900 2140 30 105000		0.00	6.10	57.91	-57.91	0.00	16.52	0.00
50E930 3900 2140 30 107000		0.00	6.10	57.91	-57.91	0.00	16.52	0.00
50E930 3900 2140 30 108000		0.00	6.10	57.91	-57.91	0.00	16.52	0.00
50E930 3900 2140 30 109000		0.00	6.10	57.91	-57.91	0.00	16.52	0.00
50E930 3900 2140 30 110000		0.00	6.04	57.54	-57.54	0.00	16.56	0.00
50E000 3901 2130 00 000000	AFTERCATS: FICA	500.00	0.00	442.07	57.93	0.00	498.67	88.41
50E105 3901 2130 00 000000	ADAMS AFTERCATS FICA	1,100.00	0.00	365.49	734.51	0.00	254.45	33.23
50E107 3901 2130 00 000000	JEFFERSON AFTERCATS FICA	1,000.00	0.00	787.97	212.03	0.00	631.46	78.80
50E108 3901 2130 00 000000	LINCOLN AFTERCATS FICA	1,550.00	0.00	2,152.16	-602.16	0.00	827.60	138.85
50E109 3901 2130 00 000000	LONGFELLOW AFTERCATS FICA	1,200.00	0.00	971.84	228.16	0.00	1,222.42	80.99
50E110 3901 2130 00 000000	WASHINGTON AFTERCATS FICA	1,500.00	0.00	1,025.92	474.08	0.00	864.50	68.39
50E204 3901 2130 00 000000	JH AFTERCATS FICA	600.00	0.00	550.04	49.96	0.00	467.69	91.67
50E000 3901 2140 00 000000	AFTERCATS: MEDICARE	125.00	0.00	103.40	21.60	0.00	116.64	82.72
50E105 3901 2140 00 000000	ADAMS AFTERCATS MEDICARE	250.00	0.00	85.46	164.54	0.00	59.53	34.18
50E107 3901 2140 00 000000	JEFFERSON AFTERCATS MEDICAR	250.00	0.00	184.26	65.74	0.00	147.66	73.70
50E108 3901 2140 00 000000	LINCOLN AFTERCATS MEDICARE	400.00	0.00	503.30	-103.30	0.00	193.57	125.83
50E109 3901 2140 00 000000	LONGFELLOW AFTERCATS MEDICA	300.00	0.00	227.23	72.77	0.00	285.86	75.74
50E110 3901 2140 00 000000	WASHINGTON AFTERCATS MEDICA	350.00	0.00	239.89	110.11	0.00	202.18	68.54
50E204 3901 2140 00 000000	JH AFTERCATS - MEDICARE	150.00	0.00	128.61	21.39	0.00	109.36	85.74
50---- ---- ---- -- ------		676,288.00	47,369.64	605,870.04	70,417.96	0.00	544,139.42	89.59
51	ILLINOIS MUNICIPAL RETIREMENT							
51E000 1101 2120 00 000002		0.00	0.00	45.89	-45.89	0.00	0.00	0.00
51E105 1101 2120 00 000000	ELEM. IMRF	2,200.00	31.61	3,872.80	-1,672.80	0.00	2,010.03	176.04
51E105 1101 2120 00 000001	ADAMS IMRF	1,000.00	0.00	0.00	1,000.00	0.00	0.00	0.00
51E107 1101 2120 00 000000	JEFFERSON IMRF	2,800.00	0.00	1,835.94	964.06	0.00	2,181.95	65.57
51E108 1101 2120 00 000000	LINCOLN IMRF	100.00	0.00	0.00	100.00	0.00	0.00	0.00
51E109 1101 2120 00 000000	LONGFELLOW IMRF	2,200.00	0.00	1,615.61	584.39	0.00	2,035.45	73.44
51E110 1101 2120 00 000000	WASHINGTON IMRF	4,500.00	0.00	2,718.50	1,781.50	0.00	4,009.09	60.41
51E204 1102 2120 00 000001		0.00	18.50	18.50	-18.50	0.00	0.00	0.00
51E303 1103 2120 00 000000	HS IMRF	15,000.00	1,229.38	16,952.44	-1,952.44	0.00	11,486.24	113.02
51E303 1103 2120 00 000001	HS IMRF	1,000.00	0.00	0.00	1,000.00	0.00	0.00	0.00

Account Number	Account Level Description Account Number	2022-23 Original Budget	June 2022-23 Monthly Activity	2022-23 FYTD Activity	2022-23 Available Funds	Encumbered Amount	2021-22 FY Activity	2022-23 FYTD %
51	ILLINOIS MUNICIPAL RETIREMENT							
51E940 1250 2120 30 000000	Esser Grant-IMRF-Employer	0.00	0.00	0.00	0.00	0.00	0.00	0.00
51E960 1250 2120 30 000000	ESSER II IMRF	8,000.00	1,539.47	4,269.00	3,731.00	0.00	4,114.51	53.36
51E965 1250 2120 30 000000	ESSER III IMRF	15,000.00	0.00	0.00	15,000.00	0.00	0.00	0.00
51E000 1500 2120 00 000000	ATHL: IMRF	4,200.00	209.70	3,127.29	1,072.71	0.00	3,737.30	74.46
51E000 1500 2120 00 000001	ATHL: IMRF	1,500.00	14.80	1,026.09	473.91	0.00	829.82	68.41
51E303 1500 2120 01 000000	HS FOOTBALL IMRF	1,500.00	0.00	0.00	1,500.00	0.00	1,444.92	0.00
51E303 1500 2120 05 000000		0.00	0.00	806.00	-806.00	0.00	0.00	0.00
51E303 1500 2120 06 000000	HS WRESTLING IMRF	400.00	0.00	0.00	400.00	0.00	0.00	0.00
51E303 1500 2120 07 000000		0.00	0.00	371.75	-371.75	0.00	0.00	0.00
51E303 1500 2120 15 000000	HS BOYS BASKETBALL IMRF	800.00	0.00	0.00	800.00	0.00	578.84	0.00
51E303 1500 2120 31 000000	HS GIRLS BASKETBALL	800.00	0.00	449.43	350.57	0.00	566.76	56.18
51E303 1500 2120 32 000000	HS GIRLS CROSS COUNTRY	800.00	0.00	0.00	800.00	0.00	485.00	0.00
51E303 1500 2120 33 000000	HS GIRLS TRACK IMRF	1,000.00	0.00	0.00	1,000.00	0.00	0.00	0.00
51E303 1500 2120 36 000000		0.00	0.00	251.46	-251.46	0.00	0.00	0.00
51E000 1501 2120 00 000000	ADAMS IMRF	2,500.00	20.04	564.85	1,935.15	0.00	1,266.75	22.59
51E000 2134 2120 00 000000	HEALTH SERV IMRF	8,000.00	416.28	6,169.64	1,830.36	0.00	3,933.00	77.12
51E105 2134 2120 00 000000	HEALTH SERV. IMRF	5,000.00	210.68	3,073.65	1,926.35	0.00	3,751.81	61.47
51E107 2134 2120 00 000000	HEALTH SERV. IMRF	4,200.00	198.30	2,887.86	1,312.14	0.00	3,617.48	68.76
51E108 2134 2120 00 000000	HEALTH SERVICES: IMRF	5,000.00	215.28	3,140.53	1,859.47	0.00	3,964.54	62.81
51E109 2134 2120 00 000000	HEALTH SERV. IMRF	4,000.00	186.10	2,712.28	1,287.72	0.00	3,291.63	67.81
51E110 2134 2120 00 000000	HEALTH SERV. IMRF	5,800.00	261.26	3,838.79	1,961.21	0.00	4,997.63	66.19
51E204 2134 2120 00 000000	HEALTH SERV. IMRF	3,700.00	134.48	1,965.56	1,734.44	0.00	3,389.74	53.12
51E303 2134 2120 00 000000	HEALTH SERV. IMRF	4,000.00	186.12	2,696.80	1,303.20	0.00	3,354.06	67.42
51E960 2134 2120 30 000000	ESSER 2 HEALTH SERV IMRF	500.00	0.00	390.02	109.98	0.00	217.55	78.00
51E965 2134 2120 30 000000	ESSER 3 HEALTH SERV IMRF	7,000.00	337.94	4,741.06	2,258.94	0.00	5,285.35	67.73
51E105 2190 2120 00 000000	ADAMS SUPPORT IMRF	1,000.00	0.00	449.96	550.04	0.00	0.00	45.00
51E107 2190 2120 00 000000	JEFFERSON SUPPORT IMRF	1,700.00	0.00	670.67	1,029.33	0.00	1,478.30	39.45
51E108 2190 2120 00 000000	LINCOLN SUPPORT IMRF	1,000.00	0.00	963.38	36.62	0.00	884.44	96.34
51E109 2190 2120 00 000000	LONGFELLOW SUPPORT IMRF	2,300.00	0.00	626.69	1,673.31	0.00	1,964.82	27.25
51E110 2190 2120 00 000000	WASHINGTON SUPPORT IMRF	8,000.00	0.00	6,027.80	1,972.20	0.00	7,054.71	75.35
51E204 2190 2120 00 000000	JH SUPPORT STAFF IMRF	2,300.00	0.00	1,498.93	801.07	0.00	1,806.63	65.17
51E303 2190 2120 00 000000	HS SUPPORT STAFF IMRF	9,500.00	0.00	11,642.25	-2,142.25	0.00	7,493.27	122.55
51E000 2210 2120 00 000000	STAFF DEV IMRF	6,200.00	310.38	4,509.41	1,690.59	0.00	5,567.98	72.73
51E940 2210 2120 30 000000	ESSER IMRF	0.00	0.00	0.00	0.00	0.00	0.00	0.00
51E960 2210 2120 30 000000		0.00	12.02	12.02	-12.02	0.00	0.00	0.00
51E000 2225 2120 00 000000	TECHNOLOGY IMRF	37,000.00	1,920.28	28,018.23	8,981.77	0.00	35,641.92	75.72
51E000 2321 2120 00 000000	ADMIN IMRF	7,500.00	398.20	5,776.80	1,723.20	0.00	7,211.99	77.02
51E105 2410 2120 00 000000	PRINCIPAL IMRF	7,000.00	385.70	5,668.39	1,331.61	0.00	6,644.80	80.98

Account Number	Account Level Description Account Number	2022-23 Original Budget	June 2022-23 Monthly Activity	2022-23 FYTD Activity	2022-23 Available Funds	Encumbered Amount	2021-22 FY Activity	2022-23 FYTD %
51	ILLINOIS MUNICIPAL RETIREMENT							
51E107 2410 2120 00 000000	PRINCIPAL IMRF	5,600.00	300.76	4,341.87	1,258.13	0.00	5,258.05	77.53
51E108 2410 2120 00 000000	PRINCIPAL IMRF	12,500.00	283.85	11,179.02	1,320.98	0.00	7,911.12	89.43
51E109 2410 2120 00 000000	PRINCIPAL IMRF	12,500.00	289.39	10,843.12	1,656.88	0.00	8,356.36	86.74
51E110 2410 2120 00 000000	PRINCIPAL IMRF	6,200.00	317.46	4,769.09	1,430.91	0.00	5,678.49	76.92
51E204 2410 2120 00 000000	PRINCIPAL IMRF	10,000.00	537.22	7,866.57	2,133.43	0.00	9,423.22	78.67
51E303 2410 2120 00 000000	PRINCIPAL IMRF	25,000.00	555.78	18,451.57	6,548.43	0.00	23,337.19	73.81
51E000 2510 2120 00 000000	BUS. MGR. IMRF	15,000.00	694.46	10,074.96	4,925.04	0.00	12,516.26	67.17
51E000 2520 2120 00 000000	FISCAL IMRF	14,000.00	862.96	9,312.24	4,687.76	0.00	10,605.73	66.52
51E000 2542 2120 00 000000	CUST./MAINT. IMRF	60,000.00	3,511.02	43,912.79	16,087.21	0.00	47,291.74	73.19
51E105 2542 2120 00 000000	CUST./MAINT. IMRF	15,000.00	546.03	7,998.03	7,001.97	0.00	9,751.29	53.32
51E107 2542 2120 00 000000	CUST./MAINT. IMRF	15,000.00	551.99	9,602.66	5,397.34	0.00	15,189.68	64.02
51E108 2542 2120 00 000000	CUST./MAINT. IMRF	13,000.00	718.67	10,651.26	2,348.74	0.00	12,876.15	81.93
51E109 2542 2120 00 000000	CUST./MAINT. IMRF	8,000.00	496.20	7,362.56	637.44	0.00	6,165.60	92.03
51E110 2542 2120 00 000000	CUST./MAINT. IMRF	19,000.00	757.88	12,095.30	6,904.70	0.00	13,274.09	63.66
51E204 2542 2120 00 000000	CUST./MAINT. IMRF	20,000.00	715.72	17,116.17	2,883.83	0.00	18,149.85	85.58
51E303 2542 2120 00 000000	CUST./MAINT. IMRF	42,000.00	2,151.45	31,737.35	10,262.65	0.00	35,562.76	75.57
51E000 2550 2120 00 000000	TRANS. IMRF	3,500.00	215.74	2,328.06	1,171.94	0.00	2,596.43	66.52
51E000 2560 2120 84 000000	FOOD SERVICE IMRF	17,000.00	298.00	10,637.55	6,362.45	0.00	15,188.69	62.57
51E105 2560 2120 84 000000	FOOD SERV. IMRF	11,000.00	13.42	10,626.44	373.56	0.00	10,345.29	96.60
51E107 2560 2120 84 000000	FOOD SERV. IMRF	12,000.00	0.00	7,727.89	4,272.11	0.00	7,992.58	64.40
51E108 2560 2120 84 000000	FOOD SERV. IMRF	16,000.00	14,604.29	31,282.46	-15,282.46	0.00	12,529.35	195.52
51E109 2560 2120 84 000000	FOOD SERVICE IMRF	12,000.00	0.00	8,872.48	3,127.52	0.00	7,253.06	73.94
51E110 2560 2120 84 000000	FOOD SERV. IMRF	16,000.00	42.72	12,494.65	3,505.35	0.00	9,956.40	78.09
51E204 2560 2120 84 000000	FOOD SERV. IMRF	19,000.00	0.00	16,794.01	2,205.99	0.00	14,069.20	88.39
51E303 2560 2120 84 000000	FOOD SERV. IMRF	20,000.00	50.14	17,755.77	2,244.23	0.00	17,686.10	88.78
51E960 2560 2120 30 000000	ESSER 2 FOOD SERV IMRF	7,500.00	2,208.44	5,139.84	2,360.16	0.00	2,951.71	68.53
51E105 3901 2120 00 000000	ADAMS AFTERCATS IMRF	0.00	0.00	560.06	-560.06	0.00	0.00	0.00
51E107 3901 2120 00 000000	AFTERCATS IMRF	1,300.00	0.00	781.32	518.68	0.00	1,130.04	60.10
51E108 3901 2120 00 000000	AFTERCATS IMRF	2,500.00	0.00	2,090.09	409.91	0.00	1,676.38	83.60
51E109 3901 2120 00 000000	LONGFELLOW AFTERCATS IMRF	2,300.00	0.00	807.22	1,492.78	0.00	1,875.22	35.10
51E110 3901 2120 00 000000	WA AFTERCATS IMRF	2,500.00	0.00	1,672.24	827.76	0.00	1,919.53	66.89
51E204 3901 2120 00 000000	JH AFTERCATS IMRF	1,400.00	0.00	1,028.10	371.90	0.00	1,195.82	73.44
51---- ---- ---- -- ------		632,800.00	38,960.11	483,319.01	149,480.99	0.00	496,011.69	76.38

Account Number	Account Level Description Account Number	2022-23 Original Budget	June 2022-23 Monthly Activity	2022-23 FYTD Activity	2022-23 Available Funds	Encumbered Amount	2021-22 FY Activity	2022-23 FYTD %
60	CAPITAL PROJECTS FUND OR FUND							
60E000 2532 5100 01 000001	LAND PURCHASE	0.00	0.00	0.00	0.00	0.00	0.00	0.00
60E000 2533 5230 00 000000	ARCH LOCAL PROJECTS	200,000.00	0.00	0.00	200,000.00	0.00	54,080.00	0.00
60E000 2533 5230 00 020084	ARCHITECT PAVEMENT PLAYGROU	0.00	0.00	0.00	0.00	0.00	19,471.48	0.00
60E000 2533 5230 00 220320	Jefferson Pre-k Doors Windo	0.00	2,745.58	41,825.20	-41,825.20	0.00	0.00	0.00
60E000 2533 5230 00 220660	ARCH WA HVAC PHASE 1	0.00	0.00	39,790.80	-39,790.80	0.00	0.00	0.00
60E000 2533 5230 00 220910	ARCH FIRE ALARMS	0.00	1,557.00	52,894.53	-52,894.53	0.00	0.00	0.00
60E000 2533 5230 00 220980	ARCH HS ADA PHASE 6	0.00	1,886.01	17,031.14	-17,031.14	0.00	0.00	0.00
60E000 2533 5230 00 220990	ARCH JH EXTERIOR IMPROVMENT	0.00	6,383.14	65,807.14	-65,807.14	0.00	0.00	0.00
60E000 2533 5230 00 221000	ARCH PARKING LOTS	0.00	0.00	41,161.35	-41,161.35	0.00	0.00	0.00
60E000 2533 5230 03 019042	MHS - PHASE 3 ARCHITECT	0.00	0.00	0.00	0.00	0.00	1,622.21	0.00
60E000 2533 5230 03 020080	ARCHITECT MHS PHASE 4	0.00	0.00	0.00	0.00	0.00	2,473.71	0.00
60E000 2533 5230 03 020083	ARCHITECT FB FIELD SEWER RE	0.00	0.00	0.00	0.00	0.00	528.76	0.00
60E000 2533 5230 03 022013	ARCH JH GEN RENOVATIONS PH	0.00	0.00	34,781.53	-34,781.53	0.00	82,756.14	0.00
60E110 2533 5230 00 021053	ARCHITECT WA ACCESSIBILITY	0.00	0.00	0.00	0.00	0.00	6,137.90	0.00
60E204 2533 5230 00 022013	ARCH JH GENERAL RENOVATIONS	25,000.00	0.00	5,444.08	19,555.92	0.00	0.00	21.78
60E303 2533 5230 00 021095	ARCHITECT HS ADA Phase 5	35,000.00	0.00	1,125.54	33,874.46	0.00	0.00	3.22
60E000 2535 3190 00 000002	UNIT 2 LOCAL PROJECTS	2,700,000.00	0.00	126,220.99	2,552,565.01	21,214.00	48,443.87	4.67
60E000 2535 5230 00 019042	MHS AC PHASE 3	0.00	0.00	15,120.00	-15,120.00	0.00	35,069.50	0.00
60E000 2535 5230 00 020084	PAVEMENT/PLAYGROUND SURFACE	0.00	0.00	0.00	0.00	0.00	591,364.94	0.00
60E000 2535 5230 00 220910	FIRE ALARMS WA JH	0.00	6,794.00	56,654.00	-56,654.00	0.00	0.00	0.00
60E107 2535 5230 00 220320	JEFFERSON PRE K DOOR & WIND	0.00	48,850.20	96,232.50	-96,232.50	0.00	0.00	0.00
60E110 2535 5230 00 021053	WASHINGTON ACCESSIBILITY	0.00	0.00	0.00	0.00	0.00	45,800.00	0.00
60E110 2535 5230 00 220660	WA HVAC PHASE I	0.00	34,147.93	122,086.93	-122,086.93	0.00	0.00	0.00
60E204 2535 5230 00 022013	JH GENERAL RENOVATIONS	811,000.00	0.00	812,480.67	-1,480.67	0.00	327,204.00	100.18
60E204 2535 5230 00 220990	JH EXTERIOR IMPROVEMENTS	0.00	16,157.70	34,692.30	-34,692.30	0.00	0.00	0.00
60E303 2535 5230 00 020016	MHS FOOTBALL LIGHTS/SEWER	0.00	0.00	0.00	0.00	0.00	4,282.20	0.00
60E303 2535 5230 00 020080	MHS PHASE 4 CONSTRUCTION	0.00	0.00	0.00	0.00	0.00	71,559.00	0.00
60E303 2535 5230 00 021095	HS ADA Phase 5	280,000.00	0.00	278,516.29	1,483.71	0.00	9,857.52	99.47
60E000 8410 6600 00 000000	NEW AS PRINCIPAL PMT TO FUN	690,000.00	0.00	690,000.00	0.00	0.00	675,000.00	100.00
60E000 8510 6600 00 000000	NEW AS INTEREST PMT TO FUND	61,883.00	0.00	61,882.50	0.50	0.00	76,935.00	100.00
60---- ---- ---- -- ------		4,802,883.00	118,521.56	2,593,747.49	2,187,921.51	21,214.00	2,052,586.23	54.00
70	WORKING CASH FUND							
70E000 8110 0000 10 000000	PERMANENT XFER TO EDUCATION	0.00	0.00	0.00	0.00	0.00	0.00	0.00
70E000 8120 7100 00 000000	TRANS INTEREST	0.00	0.00	0.00	0.00	0.00	0.00	0.00

Account Number	Account Level Description Account Number	2022-23 Original Budget	June 2022-23 Monthly Activity	2022-23 FYTD Activity	2022-23 Available Funds	Encumbered Amount	2021-22 FY Activity	2022-23 FYTD %
70	WORKING CASH FUND							
70---- ---- ---- -- ------		0.00	0.00	0.00	0.00	0.00	0.00	0.00
80	TORT IMMUNITY AND JUDGMENT FUN							
80E000 2361 3800 00 000000	TORT: WORKERS COMPENSATION	190,000.00	0.00	197,625.00	-7,625.00	0.00	185,468.00	104.01
80E000 2365 3180 00 000000	TORT: LEGAL SERVICES	80,000.00	5,108.50	88,044.57	-8,044.57	0.00	9,193.60	110.06
80E000 2365 3190 00 000000	TORT: CONTRACTUAL SERVICES	10,000.00	0.00	0.00	10,000.00	0.00	0.00	0.00
80E000 2365 3800 00 000000	TORT: PROPERTY CASUALTY	370,000.00	14.00	343,498.92	26,501.08	0.00	315,497.76	92.84
80E000 2365 3800 00 000001	TORT: UNEMPLOYMENT	20,000.00	0.00	3,769.08	16,230.92	0.00	3,505.12	18.85
80---- ---- ---- -- ------		670,000.00	5,122.50	632,937.57	37,062.43	0.00	513,664.48	94.47
90	FIRE PREVENTION AND SAFETY FUN							
90E000 2533 3010 02 001203	Jr.High 10 YR HLS REPORT	10,000.00	0.00	0.00	10,000.00	0.00	0.00	0.00
90E000 2533 3010 04 001001	CS 10 YR HLS REPORT	0.00	0.00	0.00	0.00	0.00	0.00	0.00
90E000 2533 3010 06 001407	Lincoln HLS 10 YR Survey	0.00	0.00	0.00	0.00	0.00	0.00	0.00
90E000 2533 3010 07 000000	JEFFHI HLS 10 YR SURVEY	0.00	0.00	0.00	0.00	0.00	0.00	0.00
90E000 2533 3010 07 001405	Long. HLS 10 Yr Survey	0.00	0.00	0.00	0.00	0.00	0.00	0.00
90E000 2533 3010 08 001406	Wash. HLS 10 Yr Survey	0.00	0.00	0.00	0.00	0.00	0.00	0.00
90E108 2533 5230 00 000000	ARCH FEE LINCOLN HVAC/ROOF/	10,000.00	0.00	25,586.02	-15,586.02	0.00	52,801.43	255.86
90E000 2535 5230 00 019095	LINCOLN ELEM ROOF PROJECT	0.00	0.00	0.00	0.00	0.00	26,734.70	0.00
90E000 2535 5230 00 020018	LINCOLN HVAC/ROOF/DOORS	700,000.00	0.00	383,677.67	316,322.33	0.00	1,299,808.31	54.81
90E000 8990 0000 00 000000	Other Sources	0.00	0.00	0.00	0.00	0.00	0.00	0.00
90---- ---- ---- -- ------		720,000.00	0.00	409,263.69	310,736.31	0.00	1,379,344.44	56.84
Grand Expense Totals		63,147,114.00	4,432,389.88	57,325,212.48	5,277,768.86	518,247.48	50,761,013.58	90.67

Number of Accounts: 2370

********** End of report **********